

GMC

SIERRA HD



CAPABILITY | 2

DENALI | 10

SLT | 14

ALL TERRAIN | 18

INTERIOR | 20

EXTERIOR | 22

PROTECTION | 24

SELECTION | 28



PRECISION MATTERS.

It matters in every pound-foot of torque, every millimeter of fit and finish and every decibel of quiet. That's what drives us to reimagine solutions and create rewarding driving experiences. The new 2017 Sierra 2500HD and 3500HD are prime examples. Their quiet, refined interiors put you in control of an available all-new next-generation Duramax Turbo Diesel engine—our most powerful ever—combined with chassis systems for robust heavy-duty hauling and trailering. Together they produce a premium-duty breed of Professional Grade trucks.



SIERRA 2500HD SLT CREW CAB IN DEEP GARNET METALLIC (left)
SIERRA 3500 DENALI HD CREW CAB WITH DUAL REAR WHEELS IN DARK SLATE METALLIC (center)
SIERRA 2500 DENALI HD CREW CAB IN ONYX BLACK (right)
Vehicles shown with available equipment.

CAPABILITY

WORKS HARD. HARDLY BREAKS A SWEAT.

Sierra HD trucks are designed, engineered and built to help you achieve more with the enhanced heavy-duty capability of the renowned available Duramax Turbo Diesel engine and Allison® 1000 transmission. This new-generation powertrain packs more horsepower and torque. Sierra 3500 Denali HD offers robust payload and trailering as well as premium comfort and technology, followed closely by Sierra 2500 Denali HD, packing the same craftsmanship and un-truck-like accommodations. And for those who venture off pavement, the HD All Terrain tackles roads less paved. All of them feature quiet cabins and our most innovative cargo boxes.


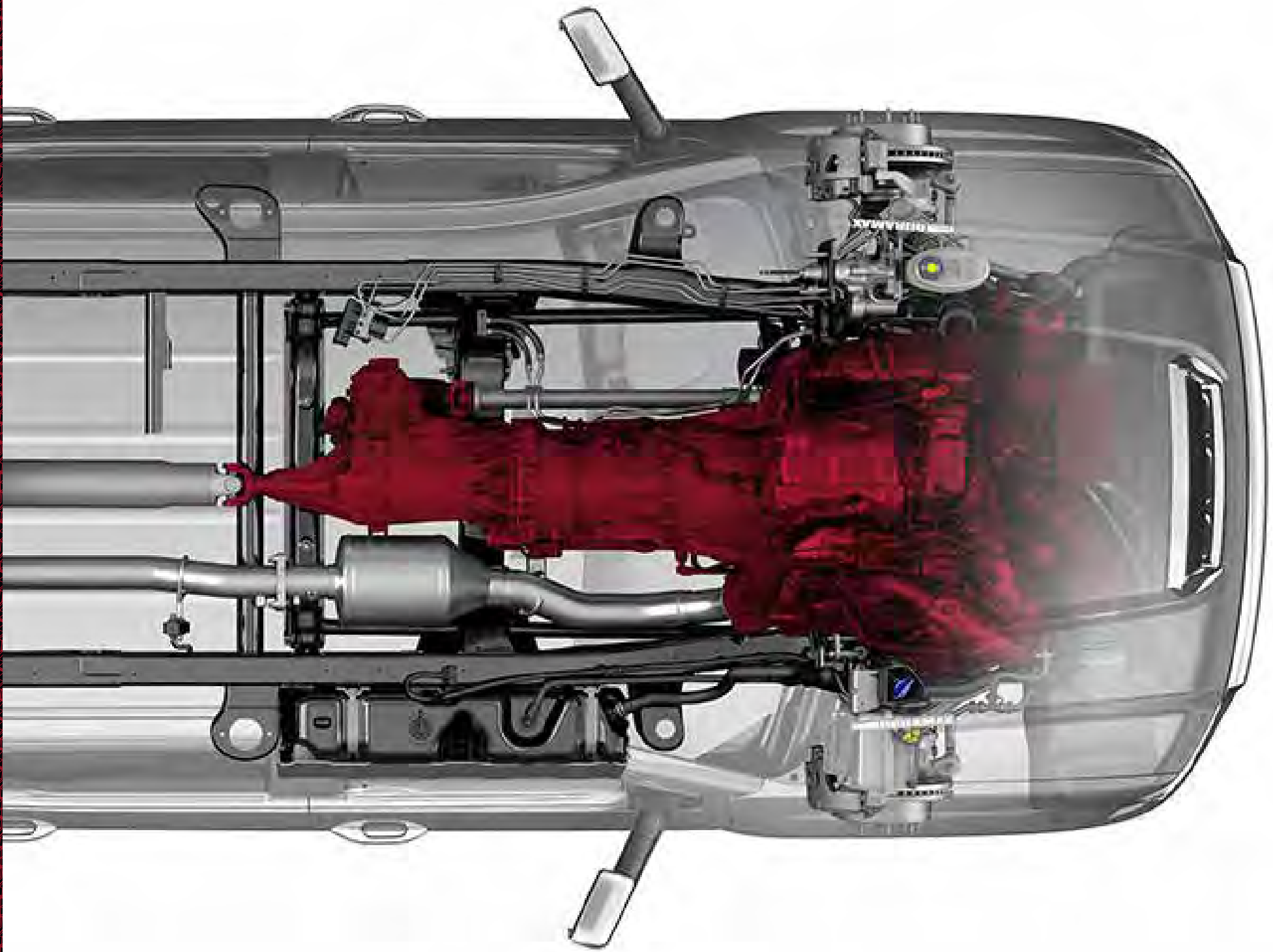


572

SIERRA 3500 DENALI HD CREW CAB WITH DUAL REAR WHEELS IN DNYX BLACK shown with available equipment.



SIERRA 2500HD CREW CAB SLT IN DEEP GARNET METALLIC
shown with available equipment.



445
HORSEPOWER
910
lb-ft of
TORQUE
DURAMAX

THE LEGEND. NOW MORE LEGENDARY.

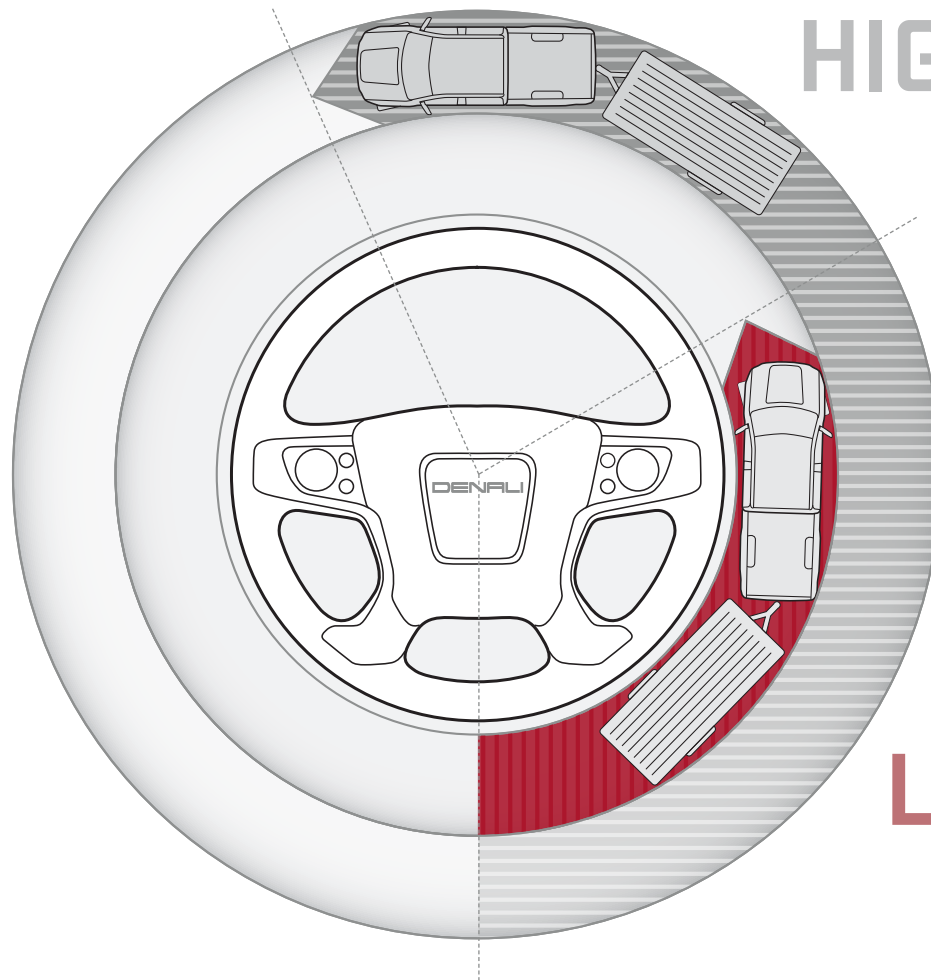
Sierra HD gets its heavy-duty power from a proven source, the all-new available Duramax 6.6L V-8 Turbo Diesel mated to the Allison 1000 6-speed automatic transmission. With 910 lb-ft of torque and 445 hp under your right foot, it's our most powerful Duramax Diesel ever. Prefer your power gasoline-fueled? Sierra HD comes standard with the force and efficiency of our 360-hp Vortec 6.0L V-8.

- + NEW HOOD SCOOP INDUCTION SYSTEM PROVIDES COOLER AIRFLOW, CONTRIBUTING TO INCREASED HORSEPOWER (DURAMAX)
- + INCREASED RADIATOR CAPACITY FOR ENHANCED COOLING PERFORMANCE (DURAMAX)
- + OUR QUIETEST IDLING DURAMAX DIESEL ENGINE EVER
- + DRIVETRAIN ENHANCEMENTS INCLUDE A STRONGER FRONT PROP SHAFT WITH LARGER U-JOINTS (DURAMAX)
- + ALLISON TRANSMISSION WITH IMPROVED TORQUE CONVERTER DAMPER AND LOCKUP CLUTCH CAPACITY (AVAILABLE)



DIGITAL STEERING ASSIST: TURNING MADE EASY.

GMC engineers love challenges. The 2017 Sierra HD offers a steering system smart enough to tailor its response to your unique driving situation, in real time. Available Digital Steering Assist senses speed (especially important when trailering) to enable ease of handling at low speeds and improved steering feel at highway speeds. It also changes when the Tow/Haul button is activated, providing additional assist at reduced speeds and less at highway cruising speeds.



HIGHWAY SPEED

HIGHWAY DRIVING While cruising at highway speeds, Digital Steering Assist decreases power assist to enhance road feel for heightened confidence and reduced driver fatigue on uneven roads.

LOW SPEED

TRAILERING & PARKING In low-speed situations, such as hitching up to a trailer or parking, Digital Steering Assist increases power steering assist for easier low-speed maneuverability.

WHERE THE HEAVY BEGINS.


VORTEC 6.0L V-8 It's standard on Sierra HD for uncompromised power. Developed for heavy-duty performance, it's paired with a 6-speed heavy-duty automatic transmission for maximum fifth-wheel towing of up to 14,800 lbs.¹

FULLY BOXED FRAME The Sierra HD frame is fully boxed, with the front segments hydroformed to minimize weight without sacrificing strength to tackle the toughest heavy-duty demands.

EATON® HEAVY-DUTY AUTOMATIC LOCKING DIFFERENTIAL No other class competitor offers a fully automatic locking rear differential for on- and off-road use.

CORROSION-RESISTANT DURALIFE BRAKE ROTORS GMC engineers used patented Ferritic Nitro-Carburizing (FNC) technology that can help double rotor life.

MULTILEAF REAR SPRINGS Mounted to the rear frame are 3"-wide leaf springs that help achieve a maximum payload rating of up to 7153 lbs.²



HIGH-STRENGTH STEEL To create a quiet cab, nearly two-thirds of HD's cab structure is made from high-strength steel. This fortress of strength rests on hydraulic body mounts for a smooth, comfortable ride.

STABILITRAK Sierra's electronic stability control system helps improve stability by detecting and reducing traction loss.

INDEPENDENT FRONT SUSPENSION Sierra HD's independent front suspension is designed for heavy-duty punishment as well as ride comfort. With the available Snow Plow Prep Package, Sierra HD achieves a Gross Front Axle Weight Rating of up to 6000 lbs.³ You can make seasonal ride-height adjustments in minutes with a single wrench.

HEAVY-DUTY-CAPABLE HITCHES For heavy loads, the available conventional hitch mounted to the rear of Sierra HD offers optimal weight-carrying and weight-distributing properties of up to 20,000 lbs⁴ on one-ton models when properly equipped. And for trailering the heaviest of loads of up to 23,300 lbs⁵ when properly equipped, the available Gooseneck/Fifth-Wheel Prep Package makes Sierra HD models ready right from the factory to tow larger trailers. It features a frame-mounted hitch platform welded in place underneath the pickup box that accommodates a gooseneck ball hitch or fifth-wheel hitch-mounting brackets and includes a cargo-bed-mounted trailer harness.

¹Requires 2500HD Regular Cab 2WD with Vortec 6.0L V-8 gasoline engine and 4.10 rear axle ratio. Before you buy a vehicle or use it for trailering, carefully review the trailering section of the Owner's Manual. The weight of passengers, cargo and options or accessories may reduce the amount you can tow. ²Requires 3500HD Regular Cab DRW 2WD with 6.0L V-8 engine. These maximum payload ratings are intended for comparison purposes only. Before you buy a vehicle or use it to haul people or cargo, carefully review the vehicle loading section of the Owner's Manual and check the carrying capacity of your specific vehicle on the label on the inside of the driver's door jamb. ³Capabilities and weight ratings are dependent upon model, engine, transmission and GVWR combinations. See your GMC dealer for details. ⁴Requires 3500HD DRW model with available Duramax Diesel engine. Before you buy a vehicle or use it for trailering, carefully review the trailering section of the Owner's Manual. The weight of passengers, cargo and options or accessories may reduce the amount you can tow. ⁵Requires 3500HD Regular Cab DRW 4WD model with available Duramax Diesel engine. Before you buy a vehicle or use it for trailering, carefully review the trailering section of the Owner's Manual. The weight of passengers, cargo and options or accessories may reduce the amount you can tow.

HEAVY-DUTY TRUCKS PULL A LOT. SIERRA HD PULLS IT OFF WITH CONFIDENCE.

Sierra HD's new available enhanced Duramax Diesel power and integrated trailering technologies give you the confidence to control heavy loads, especially in challenging situations. Because, at GMC, we're not only building Professional Grade trailering machines, we're building confidence in those who drive them.

GOOSENECK/FIFTH-WHEEL PREP PACKAGE Available on all cab and box types, this package includes a box-mounted seven-pin trailer harness and hitch platform to fit a gooseneck or fifth-wheel hitch for factory-installed durability.

PREMIUM TRAILERING MIRRORS The available heated, power-adjustable trailering mirrors include segment-first LED rear guidance lamps. The lamps are integrated into each mirror to enhance trailer visibility when backing up. Also included are amber auxiliary clearance lamps. When equipped on All Terrain, SLT and Denali models, the mirrors include driver memory and can also power-fold to help in car washes and other tight places.

DIESEL EXHAUST BRAKE SYSTEM The available switch-activated Diesel Exhaust Brake System offers exhaust braking capability at low engine speeds. It's combined with the Allison 1000 transmission's Tow/Haul mode and Automatic Grade Braking features to reduce the amount of conventional braking needed while trailering or traveling downhill.

TRAILER SWAY CONTROL Help keep both Sierra HD and your trailer heading in the same direction, automatically. Sensors help detect a swaying trailer, and the system helps bring it back in line by applying both the truck's and the trailer's brakes (when properly equipped).



18,100 LBS

2500HD

Sierra 2500HD Regular Cab 2WD with the available Duramax Turbo Diesel and equipped with a gooseneck or fifth-wheel hitch allows you to trailer up to 18,100 lbs.¹

¹Before you buy a vehicle or use it for trailering, carefully review the trailering section of the Owner's Manual. The weight of passengers, cargo and options or accessories may reduce the amount you can tow. ²The IntelliHaul Trailering Camera System is an Associated Accessory sourced from EchoMaster, an independent supplier, and is not warranted by GM or its dealers. GM is not responsible for the safety or quality of third-party supplier alterations. EchoMaster provides a 3-year/36,000-mile manufacturer's warranty. For details on the warranty provided by EchoMaster [Power Brand of AAMP Global], please call 1-866-766-2267.

TRAILER BRAKE CONTROLLER For control and easy monitoring of your trailer brakes, Sierra HD offers an available integrated trailer brake controller. It's located high and in easy reach of the steering wheel for quick adjustments and is included on SLE, SLT, Denali and 3500HD models.


REAR VISION CAMERA SYSTEM The center screen serves as your monitor for the available Rear Vision Camera System. Its dynamic grid lines help when backing up or hitching a trailer.

TRAILERING CAMERA SYSTEM This available dealer-installed accessory system² produced by EchoMaster[®] provides several vantage points for confident trailering. Integrated into Sierra's center screen, the system offers multiple simultaneous views around Sierra. See your dealer for complete details.

TOW/HAUL MODE To accelerate when trailering or hauling heavy loads, Tow/Haul mode raises transmission upshift points. It also raises downshift points using engine compression to help slow your Sierra HD instead of merely braking.

HILL START ASSIST To give you extra time to switch from the brake pedal to the accelerator on a 5 percent grade or more, Hill Start Assist holds the brakes momentarily to help prevent rolling back.

TRANSMISSION TEMPERATURE GAUGE Located in the Driver Information Center (DIC), it allows you to monitor the transmission fluid operating temperature in real time.



20,000 LBS

3500HD CONVENTIONAL HITCH

With the available Duramax Turbo Diesel engine, 3500HD dual-rear-wheel models offer a max conventional trailer weight rating of up to 20,000 lbs, when properly equipped.¹

23,300 LBS

3500HD GOOSENECK/FIFTH-WHEEL HITCH

The Sierra 3500HD Regular Cab 4WD dual-rear-wheel model with the available Duramax Turbo Diesel and equipped with a gooseneck or fifth-wheel hitch can pull even larger equipment, up to 23,300 lbs, when properly equipped.¹ The Crew Cab, as shown, can pull up to 23,100 lbs, when properly equipped.¹

DENALI

PREMIUM DETAILS. PREMIUM DUTY.

The Sierra Denali HD is the pinnacle of engineering and design, producing nothing short of Professional Grade capability. Its purposeful design creates an impactful presence and helps reduce wind noise for a quiet premium cabin. Not to be outdone, our most innovative cargo box also offers the latest features to help you load and secure cargo. Choose Denali in either 3500HD or 2500HD and know you've reached the peak of GMC craftsmanship.

+ THE LARGE ICONIC DENALI GRILLE MAKES A POWERFUL STATEMENT

+ 6" CHROME ASSIST STEPS SERVE AESTHETIC AND PRACTICAL FUNCTIONS

+ POWER-FOLDING VERTICAL TRAILERING MIRRORS HELP WHEN PULLING A WIDE LOAD
(AVAILABLE 2500HD; STANDARD 3500HD)

+ 20" CHROMED ALUMINUM WHEELS (2500HD MODELS)



SIERRA 2500 DENALI HD CREW CAB IN DARK SLATE METALLIC
shown with available equipment.



QUIETLY GOES ABOUT ITS BUSINESS.

The Sierra Denali HD cabin combines triple door seals, inlaid doors, specialized powertrain mounts and other engineering achievements to create our quietest HD pickup ever. It's the solitude, comfort and craftsmanship you never expected in a heavy-duty pickup. Denali is also loaded with premium materials, along with French seam stitching, supportive heated and ventilated Denali-embroidered leather-appointed front bucket seats and generous storage. A hand-stitched heated leather-wrapped steering wheel and soft-touch instrument panel with burnish aluminum trim distinguish the premium-duty Sierra Denali HD from all others.

- + 12-WAY POWER FRONT SEATS WITH DRIVER MEMORY
- + NEW FOR 2017, STANDARD DRIVER ALERT PACKAGE
- + DENALI-EXCLUSIVE CUSTOMIZABLE DRIVER DISPLAY
- + BOSE® PREMIUM SEVEN-SPEAKER AUDIO SYSTEM



+

+



SIERRA 2500 DENALI HD INTERIOR IN JET BLACK
shown with available equipment.

SLT

BEAUTY. BRAINS. BRAWN.

Combining all three is how we earn Professional Grade. The first thing you notice about the Sierra SLT is its bold, precisely sculpted design that not only looks smart, but also works efficiently. The large three-dimensional grille is designed to capture air to help cool the engine, while the remaining air flows smoothly around the truck. And since it's a Sierra, it works hard to produce dynamic payload and trairling capabilities.

+ HID PROJECTOR-BEAM HEADLAMPS

+ THREE-DIMENSIONAL GRILLE WITH CHROME CENTER ACCENTS AND SURROUND

+ INLAID DOORS IMPROVE AERODYNAMICS TO REDUCE WIND NOISE

+ CHROME-ACCENTED MIRROR CAPS, FRONT SKID PLATE, BODYSIDE MOLDINGS AND DOOR HANDLES ADD A PREMIUM APPEARANCE

+ NEW 20" SIX-SPOKE POLISHED ALUMINUM WHEELS (AVAILABLE ON 2500HD MODELS)

+

+





SIERRA 3500HD CREW CAB SLT WITH DUAL REAR WHEELS IN DARK SLATE METALLIC
shown with available equipment.

A SUPPORTIVE ENVIRONMENT.

Enter the Sierra HD SLT and be surrounded by a premium environment that feels as good as it looks. Your companions will find that Crew Cabs offer 40.9" of rear leg room, while forward-hinged rear doors on Double Cabs make getting into and out of the second row easier. Once inside, the rear seats produce supportive comfort even on the longest road trips.

- + ALL-DAY COMFORT DUAL-DENSITY FOAM SEATS
- + POWER-ADJUSTABLE PEDALS
- + CENTER FLOOR CONSOLE OFFERS PLENTY OF MOBILE OFFICE SPACE (AVAILABLE)
- + DOOR TRIM PANELS ARE REINFORCED FOR PREMIUM DURABILITY
- + 10-WAY HEATED, LEATHER-APPOINTED FRONT SEATS
- + TWO-POSITION MEMORY FOR DRIVER SEAT AND MIRRORS





SIERRA 2500HD CREW CAB SLT INTERIOR IN COCOA/DUNE
shown with available equipment.

ALL TERRAIN



SIERRA 2500HD CREW CAB ALL TERRAIN IN PEPPERDUST METALLIC
shown with available equipment.

FOLLOW YOUR IMAGINATION, NOT A MAP.

America's roads are great at taking us where we need to go. But to take us where we want to go, there's the Sierra HD All Terrain. It's available on 2500HD and 3500HD SLT Crew Cab single-rear-wheel models—all with 4WD. Sierra HD All Terrain is engineered to help you handle a variety of surfaces and weather conditions. The precision of Professional Grade allows you to go where you want to go.

+ Z71 OFF-ROAD SUSPENSION WITH TWIN-TUBE RANCHO® SHOCKS

+ PROTECTIVE UNDERBODY SHIELD

+ SELECTABLE ELECTRONIC 4WD TRANSFER CASE

+ HIGH-CAPACITY AIR CLEANER

+ DRIVER-SELECTABLE HILL DESCENT CONTROL

+ OFF-ROAD INCLINOMETER

+ UNIQUE GRILLE AND BODY-COLOR BUMPERS

+ AVAILABLE 20" POLISHED ALUMINUM WHEELS WITH DARK ARGENT ACCENTS (2500HD MODEL)

+ ALL-TERRAIN TIRES

+ SPRAY-ON BEDLINER

+ EXCLUSIVE ALL TERRAIN CABIN DESIGN



SIERRA 2500 DENALI HD INTERIOR IN JET BLACK
shown with available equipment.

F

LOOKS LIKE A COCKPIT. PERFORMS LIKE A CONTROL TOWER.

Information gives us power. That's why Sierra HD positions information where it's easy to read at a glance (gauges are LED back-lit for enhanced night viewing) and controls are within reach. Sierra also offers advanced technologies to keep you connected, informed and in control of your surroundings.

A :: 4G WI-FI® HOTSPOT¹ Available 4G built-in Wi-Fi (3-month or 3GB data trial, whichever comes first) means a fast internet connection for up to seven web-enabled devices when Sierra is running. It's reliable, easy to use and can connect up to 50 feet around Sierra.

B :: INTELLILINK² GMC IntelliLink features full-color, 7" or available 8" diagonal screens for easy viewing and hands-free, voice-activated control of your smartphone. Stream music, sync MP3 music, receive vocalized text messages, benefit from Siri® Eyes Free³ assistance, connect libraries from multiple devices and store phone contacts.

C :: VOICE AND TOUCH-SCREEN NAVIGATION In response to your voice or touch, Sierra HD's available Navigation System⁴ displays 2-D or 3-D map graphics on the 8" diagonal center-mounted screen. Also included, NavTraffic⁵ (with 3 trial months of SiriusXM) incorporates real-time traffic and road conditions, directing you toward the most efficient route.

D :: REAR VISION CAMERA SYSTEM The center screen also serves as your monitor for the available camera. Its dynamic grid lines (included on all 7" and 8" diagonal screens) help provide the perfect target when backing up or hitching a trailer.

E :: CUSTOMIZABLE DRIVER DISPLAY Denali's 8" diagonal color Driver Information Center (DIC) lets you choose from three selectable themes—Standard, Technology and Media—to select the information you see and how you see it. The display can be navigated with steering-wheel-mounted controls.

F :: CENTER CONSOLE WIRELESS CHARGING MAT⁶ Available wireless charging located on the center console lets you power up your compatible phone or device anytime the vehicle is running. No cords necessary.

¹Requires a compatible mobile device, active OnStar service and data plan. 4G service available in select markets. Visit onstar.com for coverage map, details and system limitations. Data plan provided by AT&T. ²Full functionality requires compatible Bluetooth® and smartphone. Some devices require USB connectivity. Data plan rates apply. ³Requires IntelliLink and compatible iPhone® running iOS 6 or newer. ⁴Map coverage available in the United States, Puerto Rico and Canada. ⁵If you decide to continue service after your trial, the subscription plan you choose will automatically renew thereafter and you will be charged according to your chosen payment method at then-current rates. Fees and taxes apply. To cancel, you must call SiriusXM at 1-866-635-2349. See SiriusXM Customer Agreement for complete terms at siriusxm.com. All fees and programming subject to change. For more information about NavTraffic, visit siriusxm.com/navtraffic. For more information about Travel Link, visit siriusxm.com/travelink. Sirius, XM, SiriusXM and all related marks and logos are trademarks of SiriusXM Radio, Inc. ⁶The system wirelessly charges one PMA- or Qi-compatible mobile device. Some devices require an adapter or back cover. To check for phone or other device compatibility, visit my.gmc.com/learn for details.



SIERRA 3500 DENALI HD CREW CAB WITH DUAL REAR WHEELS IN DEEP GARNET METALLIC shown with available equipment.

STOPS JUST SHORT OF LOADING ITSELF.

Let's get to work. To help you do just that, Sierra HD offers our most innovative cargo box ever. The highlight of this collaboration between engineering and design is the widely acclaimed CornerStep rear bumper. But Professional Grade means we didn't stop there.

CORNERSTEP REAR BUMPER AND INTEGRATED HANDGRIPS Crafted into the corners, the bumper steps make it easy to access the cargo box. The depth of the step accommodates large boots, and ergonomically designed handgrips on the top of the side rails help give you a boost into the bed.



NEW REMOTE POWER-LOCKING TAILGATE This available convenience allows you to lock or unlock the tailgate from the key fob.

EZ-LIFT AND LOWER TAILGATE Loading the cargo box takes less effort thanks to an available EZ-Lift and Lower Tailgate. It also keeps the tailgate from slamming down.

SPRAY-ON BEDLINER To provide a permanent, durable, nonskid surface, the available (standard on Denali and All Terrain) black liner covers the entire bed below the side rails, including the tailgate, front box top rail and lower tie-down hooks. It's designed to protect Sierra's premium fit and finish.

LED UNDER-RAIL LIGHTS Available LED lights are conveniently positioned under each cargo box rail to make it easier to load or unload at night, or when the box is enclosed by a tonneau cover.



EIGHT TIE-DOWN HOOKS In addition to four lower stationary hooks are four patented, load-bearing movable upper hooks. Rated at 250 pounds¹ each, the upper hooks can be repositioned in several places around the box depending on the cargo being secured.

BED RAIL PROTECTION Simple yet all-too-important elements like standard rail protectors at the top of the box improve damage resistance. And to help reduce turbulence, a rear spoiler is integrated into the top of the tailgate.

HIGH-STRENGTH STEEL BED Unlike the stamped-steel process, a roll-formed process is used in Sierra HD's cargo bed floor to allow for a higher-grade steel that's stronger, lighter and more durable. Sierra HD offers a maximum payload capacity of more than 3 tons² (up to 7153 pounds on 3500HD 2WD Regular Cab models with dual rear wheels and 6.0L V-8 engine).



¹Cargo and load capacity limited by weight and distribution. ²These maximum payload ratings are intended for comparison purposes only. Before you buy a vehicle or use it to haul people or cargo, carefully review the vehicle loading section of the Owner's Manual and check the carrying capacity of your specific vehicle on the label on the inside of the driver's door jamb.

PROTECTION

YOU CAN'T BE TOO AWARE.

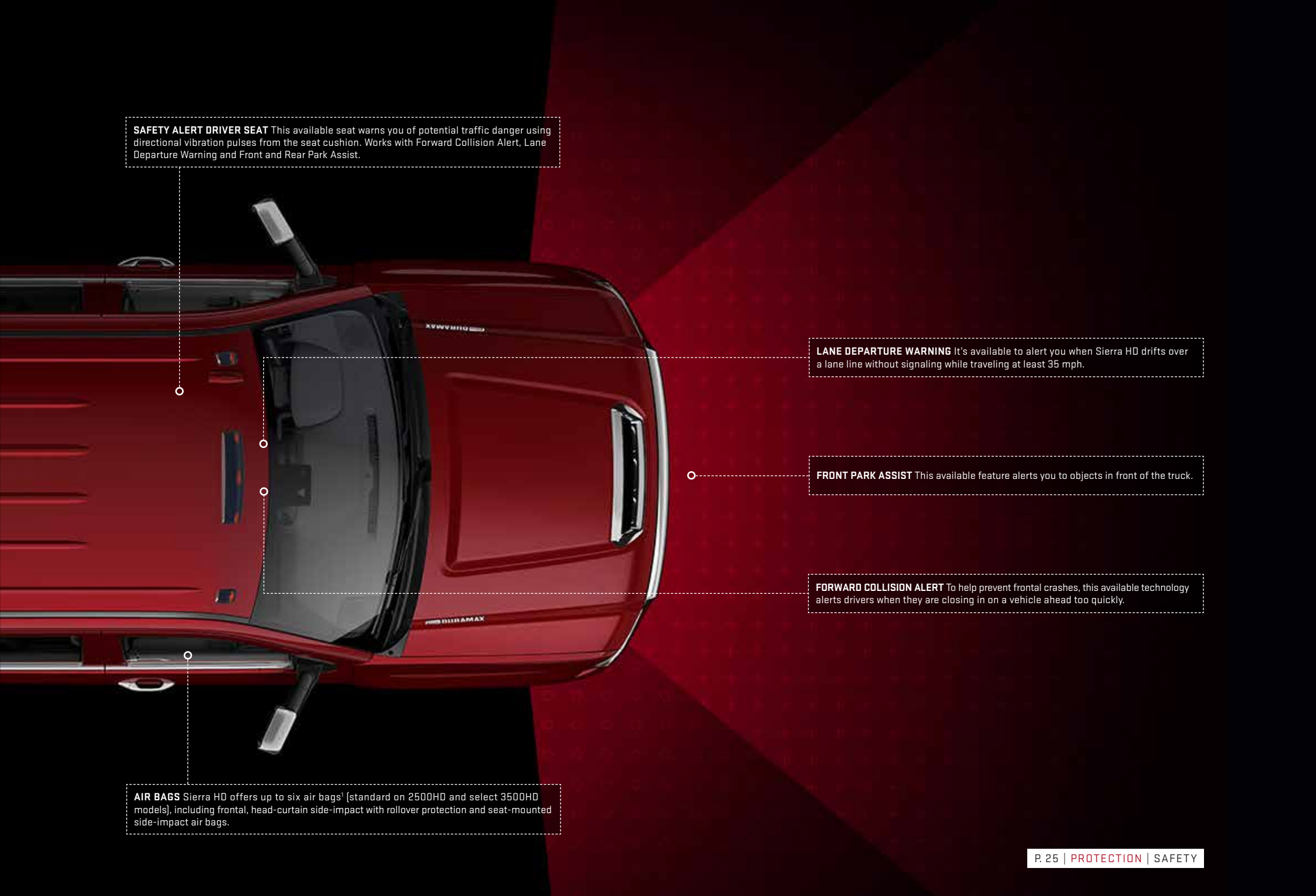
Sierra HD elevates pickup truck safety by offering the Driver Alert Package. It includes Forward Collision Alert, Lane Departure Warning, Front and Rear Park Assist and the Safety Alert Driver Seat. Safety features are no substitute for the driver's responsibility to operate the vehicle in a safe manner. The driver should remain attentive to traffic, surroundings and road conditions at all times. Read the vehicle Owner's Manual for important feature limitations and information.

REAR PARK ASSIST This available feature alerts you to objects behind the truck.

REAR VISION CAMERA SYSTEM The center screen serves as your monitor for the available Rear Vision Camera System. Its dynamic grid lines help when backing up or hitching a trailer.



*A NOTE ON CHILD SAFETY: Always use safety belts and the correct child restraint for the child's age and size, even with air bags. Even in vehicles equipped with the Passenger Sensing System, children are safer when properly secured in a rear seat in the appropriate infant, child or booster seat. Never place a rear-facing infant restraint in the front seat of any vehicle equipped with an active frontal air bag. See your vehicle Owner's Manual and child safety seat instructions for more safety information.



SAFETY ALERT DRIVER SEAT This available seat warns you of potential traffic danger using directional vibration pulses from the seat cushion. Works with Forward Collision Alert, Lane Departure Warning and Front and Rear Park Assist.

LANE DEPARTURE WARNING It's available to alert you when Sierra HD drifts over a lane line without signaling while traveling at least 35 mph.

FRONT PARK ASSIST This available feature alerts you to objects in front of the truck.

FORWARD COLLISION ALERT To help prevent frontal crashes, this available technology alerts drivers when they are closing in on a vehicle ahead too quickly.

AIR BAGS Sierra HD offers up to six air bags* (standard on 2500HD and select 3500HD models), including frontal, head-curtain side-impact with rollover protection and seat-mounted side-impact air bags.

EVEN OUR PROTECTION IS HEAVY-DUTY.

Pro Grade Protection is standard on every 2017 Sierra HD. From maintenance to protecting your entire vehicle, you can drive with the knowledge that your operating costs have been reduced.

- + INCLUDES 2 MAINTENANCE VISITS DURING THE FIRST 2 YEARS/24,000 MILES¹
(INCLUDES DIESEL EXHAUST FLUID)
- + 3-YEAR/36,000-MILE BUMPER-TO-BUMPER LIMITED WARRANTY²
- + 5-YEAR/60,000-MILE POWERTRAIN LIMITED WARRANTY²
- + 5-YEAR/100,000-MILE DURAMAX DIESEL POWERTRAIN LIMITED WARRANTY²
- + 5-YEAR/60,000-MILE ROADSIDE ASSISTANCE/COURTESY TRANSPORTATION²
- + 5-YEAR/100,000-MILE DURAMAX DIESEL ROADSIDE ASSISTANCE/COURTESY TRANSPORTATION²



WE'RE AS CLOSE AS THE BLUE BUTTON.



Included for a limited trial period on most trims (available on base Sierra trim), the OnStar Guidance Plan³ (trial excludes Hands-Free Calling minutes) lets you connect to a specially trained OnStar Advisor just by pressing the blue OnStar button in your Sierra HD.



BUILT-IN WI-FI HOTSPOT⁴ Sierra HD has an available built-in Wi-Fi hotspot for connecting up to seven tablets, laptops or other devices at 4G speed, so the content you crave is always headed where you are. Requires a data plan⁵ after the 3-month or 3GB data trial (whichever comes first).

ONSTAR BASIC PLAN⁶ With the Basic Plan (available on base Sierra trim), you've got a powerful connection to your vehicle and the world around you standard for 5 years at no additional cost to you. You'll have access to select services, which include limited features of the myGMC mobile app⁷ that lets you remote-start your vehicle (if equipped), pinpoint your vehicle on a map on your device and manage your vehicle's Wi-Fi hotspot (if equipped). Plus, send a destination to your in-vehicle navigation screen and lock or unlock your doors—all from your mobile device. Advanced Diagnostics can help you monitor your vehicle's key operating systems and simplify maintenance scheduling.

AUTOMATIC CRASH RESPONSE In a crash, built-in sensors can automatically alert an OnStar Advisor who is immediately connected into your vehicle to see if you need help—even if you can't ask for it.

EMERGENCY SERVICES One push of the red emergency button gives you a priority connection to a specially trained OnStar Advisor who can direct emergency services to your exact location and offer critical assistance until help arrives. With OnStar, you're never alone.

CRISIS ASSIST During severe weather or other crisis situations, OnStar can provide a quick, central point of contact when you need emergency assistance, navigation help or information.

ROADSIDE ASSISTANCE⁸ If you're stranded, have a flat tire or need a tow truck, just ask an OnStar Advisor to get help to your exact location to get you back on the road quickly.

STOLEN VEHICLE ASSISTANCE⁹ If your vehicle is stolen, once reported, OnStar can use GPS technology to pinpoint it and work with authorities to quickly help recover it. On many models, an Advisor can send a Stolen Vehicle Slowdown signal to slow the vehicle or a Remote Ignition Block signal to prevent it from being started. And with the new Theft Alarm Notification (if equipped), once locked, if your car alarm sounds, we can notify you.

TURN-BY-TURN NAVIGATION¹⁰ Getting directions is as easy as pushing a button and telling an Advisor where you want to go. Directions are quickly downloaded to your vehicle, and a voice calls out every turn. An Advisor can also help you with a database of more than 14 million points of interest. To plan routes in advance, you can send destinations to your vehicle through an Advisor or the myGMC mobile app.⁷

ONSTAR 4G CONNECTION⁴ With powerful 4G connectivity built right into your Sierra HD, you have your very own mobile command center that provides faster service delivery and lets you stay connected on the go.

myGMC MOBILE APP⁷ You can remotely start your vehicle, locate your vehicle on a map, lock or unlock your doors, honk your horn and flash your lights (if properly equipped). You can also send destinations to your vehicle through your smartphone.



myGMC mobile app⁷

REMOTE ACCESS¹¹ A simple call to an OnStar Advisor can send a signal to unlock your doors or honk the horn and flash the lights, or to remote-start/-stop your vehicle (requires factory-installed remote start). It's technology hard at work to get you back on the road.

HANDS-FREE CALLING¹² Your vehicle has built-in Hands-Free Calling to help keep you safely connected when your cell phone isn't available. Choose from minute bundles or a minutes-per-month plan.

ONSTAR AT YOUR SERVICE¹³ This feature helps you discover value on everyday purchases along your daily routes. When you push your blue OnStar button, a friendly Advisor can send you offers to your favorite stores or restaurants, or find a hotel and book a room. You can also use the myGMC mobile app⁷ to find deals near you.

ADVANCED DIAGNOSTICS¹⁴ Your vehicle can run a check on key vehicle systems and send you a monthly diagnostics report or a real-time Diagnostic Alert available by email or text. You'll know more and worry less with Advanced Diagnostics.

DEALER MAINTENANCE NOTIFICATION¹⁴ Is it time for a tire rotation? An oil change? Or a new air filter? You'll always know because your vehicle can email your diagnostics report to the dealer when it's time, and the dealer will contact you to set up a service appointment.

ONSTAR SMART DRIVER¹⁵ Now your vehicle can help make you a smarter driver. OnStar Smart Driver provides information about your driving behavior to help maximize your vehicle's overall performance, reduce wear and tear, enhance fuel efficiency and help you become a better driver. You can review your assessment and share it with participating insurance carriers for potential discounts.

¹Maintenance visits must occur within 2 years or 24,000 miles of vehicle delivery, whichever comes first. Does not include air filters. See participating dealer for other restrictions and complete details. ²Whichever comes first. See dealer for limited-warranty details. ³Visit onstar.com for coverage map, details and system limitations. OnStar acts as a link to existing emergency service providers. ⁴Requires a compatible mobile device, active OnStar service and data plan. 4G service available in select markets. Visit onstar.com for coverage map, details and system limitations. ⁵Data plan provided by AT&T. ⁶Does not include emergency or security services. Visit onstar.com for coverage map, details and system limitations. ⁷Requires data plan, compatible vehicle and device. Some features require factory-installed remote start, power locks, Tire Pressure Monitoring System or active OnStar service. ⁸Roadside service provided by Allstate Roadside Services. ⁹Services vary by model and conditions. Visit onstar.com for vehicle availability, details and system limitations. Theft Alarm Notification features vary by make and model. Requires factory-installed theft-deterrent system, Security or Guidance Plan and selection of notification communication preference(s). Vehicles must be locked electronically to arm the factory-installed theft-deterrent system. Messaging and data rates may apply. ¹⁰Requires ABS and Guidance Plan. Visit onstar.com for coverage map. Services vary by model. ¹¹Visit onstar.com for coverage map, details and system limitations. Services vary by model and conditions. Unlock feature requires automatic door locks. ¹²OnStar Hands-Free Calling requires an existing OnStar service contract and available minutes. Not available in certain markets. Visit onstar.com for coverage map, details and system limitations. ¹³Not available on Basic Plan. Valid offers can vary. Check AtYourService through the myGMC mobile app for the latest offers. ¹⁴Capabilities vary by model. Visit onstar.com for details and system limitations. Message and data rates apply. Requires active OnStar service, email address on file and enrollment in Advanced Diagnostics. ¹⁵OnStar, General Motors and their affiliates are not insurance providers. You should obtain insurance only from licensed insurance providers.

SELECTION

BECAUSE NOT JUST ANY WHEELS WILL DO.

Building a premium-duty truck like the 2017 Sierra HD means engineering every inch of it from the ground up—including the wheels it rides on. That's why you'll find a selection of GMC wheels in a range of styles and sizes for your Sierra HD. See your dealer for more availability details.

2500HD WHEELS



17" PAINTED STEEL (PYN)
Standard on 2500HD Sierra



18" PAINTED STEEL (PYT)
Available on 2500HD Sierra



17" MACHINED ALUMINUM (PYQ)
Standard on 2500HD SLE;
Available on 2500HD Sierra



18" CHROMED ALUMINUM (PYR)
Standard on 2500HD SLT; Included on
2500HD All Terrain; Available on 2500HD SLE



20" 5-SPOKE POLISHED ALUMINUM (PYU)
Available on 2500HD SLE



20" 6-SPOKE POLISHED ALUMINUM (Q7R)
Available on 2500HD SLT



20" 5-SPOKE POLISHED ALUMINUM
WITH DARK ARGENT ACCENTS (RTH)
Available on 2500HD All Terrain

DENALI HD SRW WHEELS



20" CHROMED ALUMINUM (RQA)
Standard on 2500 Denali HD



18" CHROMED ALUMINUM (PYR)
Standard on 3500 Denali HD SRW;
Available on 2500 Denali HD

3500HD SRW WHEELS



18" PAINTED STEEL (PYT)
Standard on 3500HD SRW Sierra



18" CHROMED ALUMINUM (PYR)
Standard on 3500HD SRW SLE and SLT;
Included on 3500HD All Terrain

3500HD DRW WHEELS



17" PAINTED STEEL (PYW)
Standard on 3500HD DRW Sierra



17" PAINTED STEEL WITH CHROME OVERLAY (PO6)
Standard on 3500HD DRW SLE and SLT



17" POLISHED FORGED ALUMINUM (RS7)
Standard on 3500 Denali HD DRW;
Available on 3500HD Crew Cab DRW SLE and SLT

ACCESSORIES

DIY.

Go ahead, equip your Sierra HD exactly the way you want. Engineered to the same Professional Grade standards as your Sierra HD, GMC Accessories range from functional enhancements such as assist steps and storage systems to stylish accents.





GOOSENECK HITCH PACKAGE Tow heavy loads confidently with your Sierra HD using this available gooseneck hitch package.¹



TRAILERING CAMERA SYSTEM—ASSOCIATED ACCESSORIES This available dealer-installed accessory system,² produced by EchoMaster, provides several vantage points for confident trailering. The system offers multiple simultaneous views around Sierra HD. (Optional center brake light camera shown.)



FIFTH-WHEEL HITCH PACKAGE—ASSOCIATED ACCESSORIES Haul confidently with your Sierra HD using this available fifth-wheel hitch with standard legs by CURT.^{TM,3}



PREMIUM ALL-WEATHER FLOOR LINERS Sierra's available floor liners take all-weather floor mat coverage further with raised edges to help protect floor and trim contours.



STATIONARY TOOLBOX This available diamond-patterned toolbox features a cover with dual gas shocks for smooth opening and closing, and it features the GMC logo.



TONNEAU COVERS The available soft cover shields cargo and easily rolls up to allow full access to the bed. The available hard cover is tri-folding and adds strong content protection.

Associated Accessories listed are from an independent supplier and are not warranted by GM or its dealers. GM is not responsible for the safety or quality of third-party supplier alterations. For details on the warranty provided by Associated Accessories suppliers, please call the Associated Accessory supplier at the telephone number shown with the accessory listing. ¹Towing capacity is based on manufacturer specifications and assumes a properly equipped base vehicle. Consult your GMC dealer for details. Before you buy a vehicle or use it for trailering, carefully review the trailering section of the Owner's Manual. The weight of passengers, cargo and options or accessories may reduce the amount you can tow. ²Non-GM warranty. EchoMaster provides a 3-year/36,000-mile manufacturer's limited warranty. For details on the warranty provided by EchoMaster (Power Brand of AAMP Global), please call (866) 766-2267. ³Non-GM warranty. Curt provides a 10-year limited manufacturer's warranty (limited lifetime warranty on select products). For details on the warranty provided by Curt Manufacturing, please call (877) 287-8634.

COLOR AND TRIM


INSTRUMENT PANEL ACCENTS



Axiom Aluminum




Dark Aluminum



Burnish Aluminum


DOOR AND CONSOLE ACCENTS




Off-Road Carbon Accent



Mineral Caster Wood Tone




Grand Lace Wood Tone



Oblique Hanon Oak Wood Tone

INTERIOR COLORS/ SEATING SURFACES



Jet Black/
Dark Ash Vinyl



Jet Black/
Jet Black Cloth

MODELS

SIERRA

—

—

—

—

—

—

—

○

●

SLE

●

—

—

—

●¹

●²

—

—

●

SLT

●

—

—

—

●¹

●²

—

—

—

ALL TERRAIN

—

●

—

●

—

—

—

—

—

DENALI

—

—

●

—

—

—



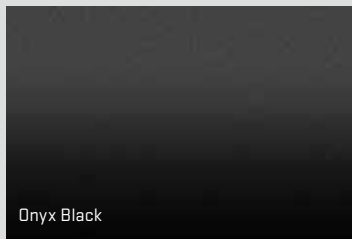
●

—

—

KEY ● STANDARD ○ AVAILABLE — NOT AVAILABLE

EXTERIOR COLORS (See your GMC dealer for more exterior color details and availability.)



¹With Cocoa/Dune interior color only. ²With Jet Black and Jet Black/Dark Ash interior color only. ³Includes unique Denali accents. ⁴Additional charge, premium paint. ⁵Not available on Denali. ⁶Not available with All Terrain Package. ⁷Not available on Crew Cab models. ⁸Not available on base Sierra trim. ⁹Denali models only. ¹⁰Crew Cab models only.


LEATHER APPOINTMENTS




Jet Black/
Dark Ash Cloth




Cocoa/Dune Cloth




Jet Black/Jet Black
Leather-Appointed



Jet Black/Jet Black
Perforated Leather-
Appointed




Jet Black/Jet Black
Leather-Appointed
with Cobalt Red Accents




Jet Black/Dark Ash
Leather-Appointed




Jet Black/Dark Ash
Perforated Leather-
Appointed



Cocoa/Dune
Leather-Appointed



Cocoa/Dune Perforated
Leather-Appointed



Cocoa/Dark Sand
Perforated Leather-
Appointed

—

●

—

—

—

—

●

—

—

—

—

○

●

—

—

—

—

○

—

●³

—

—

—

●

—

—

—

●

—

—

—

—

○

—

—

—

—

●

—

—

—

—

○

—

—

—

—


—

—

●³



Mineral Metallic⁹



Cardinal Red^{5,6}



Deep Garnet Metallic^{4,10}



Dark Slate Metallic⁴



Pepperdust Metallic⁴

SIERRA HD SPECIFICATIONS

CARGO DIMENSIONS¹

DIMENSIONS	STANDARD BOX	LONG BOX SRW	LONG BOX DRW
Cargo Volume	61.0 cu. ft.	76.3 cu. ft.	76.3 cu. ft.
Inside Width at Floor (in.)	51.0	51.0	51.0
Box Length at Floor (in.)	78.9	97.8	97.8
Inside Box Height (in.)	21.2	21.2	21.3
EXTERIOR DIMENSIONS	REGULAR CAB	DOUBLE CAB	CREW CAB
Height (in.)	77.3-77.9 ²	77.6-78.1 ²	77.8-78.3 ²
Overall Length (in.)			
Standard Box	–	230.0	239.5
Long Box	224.4	248.9	258.4
INTERIOR DIMENSIONS (in.)	REGULAR CAB	DOUBLE CAB	CREW CAB
Head Room (front/rear)	42.8/–	42.8/38.6	42.8/40.5
Leg Room (front/rear)	45.2/–	45.2/34.6	45.2/40.9
Shoulder Room (front/rear)	66.0/–	64.8/64.3	64.8/64.3
Hip Room (front/rear)	60.7/–	60.7/60.2	60.7/60.2
WHEELBASE (in.)	REGULAR CAB	DOUBLE CAB	CREW CAB
Standard Box	–	144.2	153.7
Long Box	133.6	158.1	167.7

STANDARD TECHNICAL DATA

Series / Drive Type	2WD	4WD
BRAKES All models: Power 4-wheel antilock braking system	14" diameter 4-wheel disc (includes Duralife rotors)	14" diameter 4-wheel disc (includes Duralife rotors)
STEERING	Power recirculating ball with Smart Flow System	Power recirculating ball with Smart Flow System
FUEL TANK CAPACITY (Approx. gals.)	36.0	36.0
ALTERNATOR (amps)	150	150
MAXIMUM GVWR ³ (Gross Vehicle Weight Rating, lbs)	VORTEC 6.0L V-8/DURAMAX 6.6L V-8 TURBO DIESEL	
	REGULAR CAB	DOUBLE CAB
2500HD		
Standard Box	–/–	9500/10,000
Long Box	9500/9900	9500/10,000
3500HD		
SRW	10,700/11,400	11,000/11,600
DRW	13,500/13,025	13,025/13,025
	CREW CAB	
Standard Box	9500/10,000	
Long Box	9900/10,000	
SRW	11,000/11,600	
DRW	13,025/13,025	

¹Cargo and load capacity limited by weight and distribution. ²Depending on model and tire size selected. ³When properly equipped; includes weight of vehicle, passengers, cargo and equipment. ⁴Capacities and weight ratings are dependent on model, engine, transmission and GVWR combinations. See your GMC dealer for details.

ENGINES

	VORTEC 6.0L V-8 VVT (L96)	DURAMAX 6.6L V-8 TURBO DIESEL (L5P)
FUEL TYPE	Gasoline (FlexFuel)	Diesel (B20 biodiesel capable)
CAPACITY	6.0 liters (364 cu. in.)	6.6 liters (402 cu. in.)
SAE NET HORSEPOWER @ RPM	360 @ 5400	445 @ 2800
SAE NET TORQUE (LB-FT) @ RPM	380 @ 4200	910 @ 1600
ENGINE/ MODEL AVAILABILITY		
Regular Cab	●	○
Double Cab	●	○
Crew Cab	●	○

SIERRA HD SUSPENSIONS

FRONT SUSPENSIONS⁴

INDEPENDENT TORSION BAR—2500HD/3500HD

STANDARD FRONT AXLE/ SPRING CAPACITY (lbs)	2WD	4WD
Regular Cab	4400/4400	4400/4400
Double Cab	4400/4400	4400/4800
Crew Cab	4400/4400	4800/4800

REAR SUSPENSIONS⁴

SEMI-ELLIPTICAL MULTILEAF—2500HD/3500HD-SRW/3500HD-DRW

REAR AXLE/SPRING CAPACITY (lbs)	2WD	4WD
Regular Cab	6200/7050/9825	6200/7050/9825
Double Cab	6200/7050/9375	6200/7050/9375
Crew Cab	6200/7050/9375	6200/7050/9375

SIERRA HD SPECIFICATIONS (CONTINUED)

CONVENTIONAL TRAILER WEIGHT RATINGS¹ (Based on SAE J2807 performance requirements)

Model	Engine	Axle Ratio	GCWR ²	2500HD Standard Box 2WD SRW	2500HD Long Box 2WD SRW	3500HD Standard Box 2WD SRW	3500HD Long Box 2WD SRW	3500HD Long Box 2WD DRW	2500HD Standard Box 4WD SRW	2500HD Long Box 4WD SRW	3500HD Standard Box 4WD SRW	3500HD Long Box 4WD SRW	
Regular Cab	Vortec 6.0L V-8	4.10	21,100	–	14,500	–	14,500	14,300	–	14,500	–	14,300	14,000
	Duramax 6.6L V-8 Turbo Diesel	3.73	25,300	–	14,500	–	–	–	–	14,500	–	14,500	–
		3.73	31,300	–	–	–	–	–	–	–	–	–	–
Double Cab	Vortec 6.0L V-8	4.10	21,100	13,000	14,400	–	14,200	13,800	13,000	14,100	–	13,900	13,600
	Duramax 6.6L V-8 Turbo Diesel	3.73	25,300	13,000	14,500	–	14,500	–	13,000	14,500	–	14,500	–
		3.73	31,300	–	–	–	–	20,000	–	–	–	–	–
Crew Cab	Vortec 6.0L V-8	4.10	21,100	13,000	14,300	13,000	14,100	13,700	13,000	13,900	13,000	13,700	13,400
	Duramax 6.6L V-8 Turbo Diesel	3.73	25,300	13,000	14,500	13,000	14,500 ³	–	13,000	14,500	13,000	15,000	–
		3.73	31,300	–	–	–	–	20,000	–	–	–	–	–

SRW-Single Rear Wheel DRW-Dual Rear Wheel

FIFTH-WHEEL/GOOSENECK TRAILER WEIGHT RATINGS¹ (Based on SAE J2807 performance requirements)

Model	Engine	Axle Ratio	GCWR ²	2500HD Standard Box 2WD SRW	2500HD Long Box 2WD SRW	3500HD Standard Box 2WD SRW	3500HD Long Box 2WD SRW	3500HD Long Box 2WD DRW	2500HD Standard Box 4WD SRW	2500HD Long Box 4WD SRW	3500HD Standard Box 4WD SRW	3500HD Long Box 4WD SRW	3500HD Long Box 4WD DRW
Regular Cab	Vortec 6.0L V-8	4.10	21,100	–	14,800	–	14,800	14,300	–	14,500	–	14,300	13,900
	Duramax 6.6L V-8 Turbo Diesel	3.73	25,300	–	18,100	–	–	–	–	15,900	–	17,600	–
		3.73	31,300	–	–	–	–	–	–	–	–	–	–
Double Cab	Vortec 6.0L V-8	4.10	21,100	14,500	14,400	–	14,200	13,800	14,200	14,100	–	13,900	13,500
	Duramax 6.6L V-8 Turbo Diesel	3.73	25,300	16,400	15,700	–	17,500	–	14,400	13,700	–	17,200	–
		3.73	31,300	–	–	–	–	23,200	–	–	–	–	–
Crew Cab	Vortec 6.0L V-8	4.10	21,100	14,300	14,200	14,200	14,000	13,700	14,000	13,900	13,900	13,700	13,300
	Duramax 6.6L V-8 Turbo Diesel	3.73	25,300	15,400	14,800	17,500	17,400	–	13,500	12,400	17,200	17,000	–
		3.73	31,300	–	–	–	–	23,100	–	–	–	–	–

SRW-Single Rear Wheel DRW-Dual Rear Wheel ¹Before you buy a vehicle or use it for trailering, carefully review the trailering section of the Owner's Manual. The weight of passengers, cargo and options or accessories may reduce the amount you can tow. ²Gross Combined Weight Rating. When properly equipped, includes weight of the vehicle and trailer combination, including the weight of the driver, passengers, fuel, optional equipment and cargo in the vehicle and trailer. ³Maximum trailering capacity when equipped with available Vortec 6.0L CNG engine [LC8].

AXLE RATINGS AND PLOW WEIGHTS

FRONT GROSS AXLE WEIGHT RATING (FGAWR) WITH SNOW PLOW PREP PACKAGE (4WD MODELS ONLY)

NOTE: All models are capable of up to 100 lbs maximum of permanently attached snow plow mounting hardware.

Model	Engine RPO	Engine Type	2500HD SRW	3500HD SRW	3500HD DRW
Regular Cab	L96	Gas	5200	5600	5600
	LML	Diesel	6000	6000	6000
Double Cab Standard Box/Long Box	L96	Gas	5200/5600	–/5600	–/5600
	LML	Diesel	6000/6000	–/6000	–/6000
Crew Cab Standard Box/Long Box	L96	Gas	5200/5600	5600/5600	–/5600
	LML	Diesel	6000/6000	6000/6000	–/6000

MAXIMUM PLOW WEIGHTS⁴ (4WD MODELS ONLY)

Model	Engine RPO	Engine Type	2500HD SRW	3500HD SRW	3500HD DRW
Regular Cab	L96	Gas	900	1000	1000
	LML	Diesel	975	975	925
Double Cab Standard Box/Long Box	L96	Gas	775/1000	–/1000	–/1000
	LML	Diesel	825/775	–/800	–/775
Crew Cab Standard Box/Long Box	L96	Gas	725/950	1000/950	–/925
	LML	Diesel	775/700	800/725	–/700

SRW-Single Rear Wheel DRW-Dual Rear Wheel ⁴Maximum weight (lbs) of removable snow plow blade and blade hardware. Maximum plow weights based on a vehicle with average manufacturer option content and 150 lbs each for driver and one additional front-seat occupant. Additional equipment and occupants will reduce maximum plow weight. Rear compensating weight may be required to maintain front axle weight below 65% of total vehicle weight when equipped with snow plow. Consult your snow plow manufacturer for specific compensating weight recommendation.

MAXIMUM PAYLOAD¹

Model	Engine	GVWR ²	2500HD Standard Box 2WD SRW	2500HD Long Box 2WD SRW	3500HD Standard Box 2WD SRW	3500HD Long Box 2WD SRW	3500HD Long Box 2WD DRW	2500HD Standard Box 4WD SRW	2500HD Long Box 4WD SRW	3500HD Standard Box 4WD SRW	3500HD Long Box 4WD SRW	3500HD Long Box 4WD DRW		
Regular Cab	Vortec 6.0L V-8	9300	–	3534	–	–	–	–	–	–	–	–		
		9500	–	–	–	–	–	–	3410	–	–	–		
		10,400	–	–	–	4390	–	–	–	–	–	–		
		10,700	–	–	–	–	–	–	–	–	4361	–		
		13,400	–	–	–	–	–	–	–	–	–	6724		
	13,500	–	–	–	–	–	7153	–	–	–	–			
	Duramax 6.6L V-8 Turbo Diesel	9900	–	3204	–	–	–	–	–	2880	–	–	–	
		11,400	–	–	–	–	–	–	–	–	–	4230	–	
		13,025	–	–	–	–	–	–	–	–	–	–	5518	
	Double Cab	Vortec 6.0L V-8	9500	3381	3276	–	–	–	3093	2987	–	–	–	
10,700			–	–	–	4246	–	–	–	–	–	–		
11,000			–	–	–	–	–	–	–	–	–	4267		
13,025			–	–	–	–	–	6235	–	–	–	–	5955	
Duramax 6.6L V-8 Turbo Diesel		10,000	2951	2845	–	–	–	–	2662	2557	–	–	–	
		11,200	–	–	–	–	3916	–	–	–	–	–	–	
		11,600	–	–	–	–	–	–	–	–	–	–	4036	
		13,025	–	–	–	–	–	5404	–	–	–	–	–	5124
		Vortec 6.0L V-8	9500	3233	3141	–	–	–	–	2943	–	–	–	–
			9900	–	–	–	–	–	–	–	3186	–	–	–
10,500	–		–	–	4052	–	–	–	–	–	–	–		
10,700	–		–	–	–	4124	–	–	–	–	–	–		
10,800	–		–	–	–	–	–	–	–	–	4058	–		
11,000	–		–	–	–	–	–	–	–	–	–	4074		
13,025	–	–	–	–	–	–	6112	–	–	–	–	5761		
Duramax 6.6L V-8 Turbo Diesel	10,000	2903	2711	–	–	–	–	2513	2356	–	–	–		
	11,100	–	–	–	3821	–	–	–	–	–	–	–		
	11,400	–	–	–	–	3993	–	–	–	–	–	–		
	11,500	–	–	–	–	–	–	–	–	–	3927	–		
	11,600	–	–	–	–	–	–	–	–	–	–	3843		
	13,025	–	–	–	–	–	–	5281	–	–	–	–	4930	

¹These maximum payload ratings are intended for comparison purposes only. Before you buy a vehicle or use it to haul people or cargo, carefully review the vehicle loading section of the Owner's Manual and check the carrying capacity of your specific vehicle on the label on the inside of the driver's door jamb. ²Gross Vehicle Weight Rating (GVWR). When properly equipped; includes weight of vehicle, passengers, cargo and equipment.

TRIM LEVELS	SIERRA	SLE	SLT	ALL TERRAIN	DENALI
CONFIGURATIONS					
REGULAR CAB	○	○	–	–	–
DOUBLE CAB	○	○	○	–	–
CREW CAB	○	○	○	○	○
2WD	○	○	○	–	○
4WD	○	○	○	○	○
DUAL REAR WHEELS (DRW)	○	○	○	–	○
MECHANICAL					
AIR CLEANER High capacity	●	●	●	●	●
ALTERNATOR 150 amps	●	●	●	●	●
220 amps. Included with the Snow Plow Prep Package.	○	○	○	○	○
Dual, 150 amps and 220 amps each. Requires Duramax 6.6L V-8 Turbo Diesel engine.	○	○	○	○	○
AUXILIARY EXTERNAL TRANSMISSION OIL COOLER	●	●	●	●	●
AUXILIARY EXTERNAL ENGINE OIL COOLER	●	●	●	●	●
BATTERY Heavy-duty maintenance-free with rundown protection and retained accessory power. Includes dual batteries with Duramax 6.6L V-8 Turbo Diesel engine.	●	●	●	●	●
AUXILIARY BATTERY 730 Cold Cranking Amps (CCA). Requires Vortec 6.0L VVT SFI V-8 engine.	○	○	○	○	○
BRAKES 4-wheel disc with 4-wheel antilock (includes Duralife brake rotors)	●	●	●	●	●
CAPLESS FUEL FILL Not available with Duramax 6.6L V-8 Turbo Diesel or ZW9 Box Delete	●	●	●	●	●
COLD-WEATHER PROVISIONS Includes front radiator grille and front bumper openings cover. Requires Duramax 6.6L V-8 Turbo Diesel engine.	○	○	○	○	○
FRAME Fully boxed with hydroformed front section	●	●	●	●	●
ENGINE Vortec 6.0L V-8 VVT FlexFuel with SFI	●	●	●	●	●
Duramax 6.6L V-8 Turbo Diesel with direct injection and B20 biodiesel capability. On SLT Crew Cab and Denali, included and only available with Duramax Plus Package.	○	○	○	○	○
ENGINE BLOCK HEATER Included with Duramax 6.6L V-8 Turbo Diesel	○	○	○	○	○
EXHAUST Aluminized stainless-steel muffler and tailpipe	●	●	●	●	●
EXHAUST BRAKE Switch activated. Included and only available with Duramax 6.6L V-8 Turbo Diesel.	○	○	○	○	○
HIGH IDLE SWITCH	○	○	○	○	○
INTEGRATED TRAILER BRAKE CONTROLLER Included on all 3500HD models. On 2500HD Sierra models, included with Sierra Convenience Plus Package.	○	●	●	●	●
STABILITRAK STABILITY CONTROL SYSTEM Includes Proactive Roll Avoidance, traction control, electronic trailer sway control and Hill Start Assist	●	●	●	●	●
STEERING Power, recirculating ball with Smart Flow system	●	●	●	●	●
Digital Steering Assist. Requires Double Cab diesel or Crew Cab model.	–	●	●	●	●

KEY ● STANDARD ○ AVAILABLE – NOT AVAILABLE

TRIM LEVELS	SIERRA	SLE	SLT	ALL TERRAIN	DENALI
SUSPENSION Front independent with torsion bars. Includes 33-mm front stabilizer bar.	●	●	●	●	●
51-mm twin-tube shock absorbers	●	●	●	–	●
Twin-tube Rancho®-brand shock absorbers. Included and only available with Z71 Off-Road Suspension Package.	–	○	○	●	○
Rear multileaf springs, semielliptical with urethane jounce bumpers	●	●	●	●	●
TRANSMISSION 6L90-E 6-speed automatic. Includes Tow/Haul mode, Cruise Grade Braking and Powertrain Grade Braking.	●	●	●	●	●
Allison® 1000 Series 6-speed automatic. Includes Tow/Haul mode and electronic Powertrain Grade Braking. Requires Duramax 6.6L V-8 Turbo Diesel.	○	○	○	○	○
TRANSFER CASE 2-speed with 2.72-to-1 low-range, floor-mounted shifter (4WD models only)	●	–	–	–	–
Electronic shift rotary dial controls 2-speed and 2.72-to-1 low-range (4WD models only)	–	●	●	●	●
TRAILER WIRING PROVISIONS For camper, gooseneck and fifth-wheel trailer. Includes additional 7-way wiring harness located at rear of pickup box. Requires (Z82) Trailering Equipment Package. Not available with Gooseneck/Fifth-Wheel Prep Package.	○	○	○	○	○
REAR AXLE 4.10 ratio. Standard and only available on Vortec 6.0L V-8 engine.	●	●	●	●	●
3.73 ratio. Requires Duramax 6.6L V-8 Turbo Diesel.	○	○	○	○	○
EATON® HEAVY-DUTY AUTOMATIC LOCKING REAR DIFFERENTIAL	●	●	●	●	●
INSTRUMENTATION AND CONTROLS					
DRIVER INFORMATION CENTER With 3.5" diagonal monochromatic display. Provides warning messages, odometer, trip odometer and basic vehicle information.	●	–	–	–	–
With 4.2" diagonal color display. Includes driver personalization, warning messages, odometer, trip odometer and vehicle information.	–	●	●	●	–
8" color customizable display	–	–	–	–	●
POWER-ADJUSTABLE PEDALS On SLE models, included and only available with SLE Convenience Package. Not available on Regular Cab.	–	○	●	●	●
110-VOLT POWER OUTLET In-cabin, 3-prong, household-style outlet. Included and only available with Sierra Convenience Package or Sierra Convenience Plus Package on Sierra trim. On SLE, included and only available with the SLE Preferred Package or SLE Preferred Plus Package.	○	○	●	●	●
STEERING WHEEL Polyurethane with cruise controls	●	–	–	–	–
Leather-wrapped with audio and cruise controls	–	●	●	–	–
Heated and leather-wrapped with audio and cruise controls	–	–	○	●	●
STEERING COLUMN Tilt-Wheel, manual operation	●	●	–	–	–
Tilt-Wheel and telescopic manual operation. On SLE, included and only available with SLE Preferred Package or SLE Preferred Plus Package.	–	○	●	●	●
TEEN DRIVER MODE	●	●	●	●	●

TRIM LEVELS	SIERRA	SLE	SLT	ALL TERRAIN	DENALI
SEATING					
SEATS Front 3-passenger cloth 40/20/40 split bench with driver and front-passenger manual recline, manual driver lumbar control and outboard head restraints. Includes center fold-down armrest with storage.	●	-	-	-	-
Front 3-passenger vinyl 40/20/40 split bench with driver and front-passenger manual recline and outboard head restraints. Includes center fold-down armrest with storage.	○	-	-	-	-
Front 3-passenger cloth 40/20/40 split bench with driver and front-passenger manual recline and outboard head restraints. Includes center fold-down armrest and lockable storage compartment in lower seat cushion.	-	●	-	-	-
Front 3-passenger leather-appointed 40/20/40 split bench with heated seat cushions and seatbacks. Not available on Regular Cab models. Requires Jet Black interior trim.	-	○	-	-	-
Front 3-passenger leather-appointed 40/20/40 split bench with 10-way power seat adjusters. Includes power lumbar control, heated seat cushions and seatbacks, 2-position driver memory (does not apply to lumbar adjuster) and adjustable head restraints.	-	-	●	-	-
Front cloth bucket seats with 10-way driver-seat power adjuster, 6-way passenger-seat power adjuster, heated seat cushions and seatbacks, adjustable head restraints, floor console and storage pockets	-	○	-	-	-
Front leather-appointed bucket seats with 10-way power seat adjusters including power lumbar control, heated seat cushions and seatbacks, 2-position driver memory (does not apply to lumbar adjuster), adjustable head restraints and floor console and storage pockets	-	-	○	●	-
Seat adjuster, driver 10-way power. Requires bench seat. Included and only available with SLE Preferred Package.	-	○	-	-	-
Heated driver and front-passenger cloth seating. Requires SLE Preferred Package and cloth 40/20/40 split bench seat.	-	○	-	-	-
Heated and ventilated perforated leather-appointed front bucket seats. Included with Driver Alert Package. On Denali, includes embroidered Denali on front seats and 12-way driver and front-passenger power adjuster, including power lumbar control.	-	-	○	-	●
Folding rear 3-passenger bench. Double Cab models only. Includes child seat top tether anchor.	●	-	-	-	-
Folding rear 60/40 split 3-passenger bench. Includes child seat top tether anchor. Double and Crew Cab models only.	-	●	●	●	●

KEY ● STANDARD ○ AVAILABLE - NOT AVAILABLE

TRIM LEVELS	SIERRA	SLE	SLT	ALL TERRAIN	DENALI
INTERIOR DETAILS					
AUXILIARY SWITCH BANK Includes 4 upfitter switches	○	-	-	-	-
CLIMATE CONTROL Single-zone manual air conditioning	●	●	-	-	-
Dual-zone automatic climate control. On SLE, included and only available with SLE Preferred Package or SLE Preferred Plus Package. Not available on Regular Cab models.	-	○	●	●	●
CRUISE CONTROL	●	●	●	●	●
DEFROSTER Rear-window electric. On SLE, included and only available with SLE Preferred Package, SLE Preferred Plus Package or SLE Convenience Package.	○	○	●	●	●
DOOR LOCKS Power	●	●	●	●	●
FLOOR COVERING Graphite-colored rubberized vinyl	●	○	-	-	-
Rubberized vinyl floor mats (Double and Crew Cab models include second-row floor mats)	○	●	-	-	-
Color-keyed carpeting	○	●	●	●	●
Color-keyed carpeted floor mats	-	-	●	-	●
All-weather floor liners (dealer-installed). On SLE, included with SLE Preferred Plus Package.	○	○	○	●	○
REAR PARK ASSIST Ultrasonic. On Double Cab and Crew Cab models, included and only available with SLE Convenience Package.	-	○	-	-	-
FRONT AND REAR PARK ASSIST Ultrasonic. On SLE, requires Regular Cab and Driver Alert Package. On SLT, included with 2500HD SLT Gas Premium Plus Package, Duramax Plus Package or Driver Alert Package.	-	○	○	●	●
REAR VISION CAMERA SYSTEM With dynamic grid lines. On Sierra trim, included and only available with Sierra Convenience Package or Sierra Convenience Plus Package. Dynamic grid lines not available with 4.2" color radio.	○	●	●	●	●
REMOTE START On SLE, included and only available with SLE Preferred Package or SLE Preferred Plus Package	-	○	●	●	●
REMOTE KEYLESS ENTRY Included and only available with Sierra Convenience Package or Sierra Convenience Plus Package on Sierra trim. Includes remote locking tailgate.	○	●	●	●	●
REARVIEW MIRROR With manual day/night adjustment	●	●	-	-	-
With inside rearview auto-dimming feature. Included and only available with outside heated, power-adjustable vertical trailering mirrors on 2500HD SLE and 3500HD with Sierra trim.	○	○	●	●	●
SILL PLATES Bright accent	-	-	-	●	●
SUNROOF Power sliding with express-open. Crew Cab models only. Not available with provisions for roof-mounted lamps/beacon or Snow Plow Prep Package.	-	-	○	○	○
UNIVERSAL HOME REMOTE On SLE, included and only available with SLE Preferred Package or SLE Preferred Plus Package. Not available on Regular Cab models, provisions for roof-mounted lamps/beacon or Snow Plow Prep Package.	-	○	●	●	●
WINDOWS Manual. Standard on Regular Cab with Sierra trim only.	●	-	-	-	-
Power with driver express-up and -down and express-down on all other windows. Standard on all Double and Crew Cab models. On Sierra Regular Cab, included and only available with Sierra Convenience Package.	○	●	●	●	●
Power rear sliding with rear defroster. Not available on Regular Cab models, provisions for roof-mounted lamps/beacon or Snow Plow Prep Package. On SLE, included and only available with SLE Convenience Package. On 2500HD SLT, included with 2500HD SLT Gas Premium Plus Package.	-	○	○	○	●
WIRELESS CHARGING MAT ¹ Center console-mounted. Requires Crew Cab or Double Cab models. Included and only available with front bucket seats. Not compatible with all devices.	-	○	○	●	●

¹The system wirelessly charges one PMA- or Qi-compatible mobile device. Some devices require an adapter or back cover. To check for phone or other device compatibility, visit my.gmc.com/learn for details.

TRIM LEVELS	SIERRA	SLE	SLT	ALL TERRAIN	DENALI
OPTION PACKAGES					
2500HD SLT GAS PREMIUM PLUS PACKAGE Requires Crew Cab or Double Cab model. Includes Front and Rear Park Assist, heated steering wheel, power sliding rear window, 6" rectangular chrome tubular assist steps, Bose® premium audio system, IntelliLink ¹ 8" diagonal Color Touch audio system with navigation, ² outside memory-equipped heated power-adjustable vertical trairling mirrors with chrome caps, front leather-appointed bucket seats and spray-on bedliner. Requires (L96) Vortec 6.0L V-8 SFI engine. Not available with HD All Terrain Package, provisions for cab roof-mounted lamps/beacon, Snow Plow Prep Package or Duramax 6.6L V-8 Turbo Diesel engine.	–	–	○	–	–
DURAMAX PLUS PACKAGE Includes Duramax 6.6L V-8 Turbo Diesel engine, Allison 1000 6-speed transmission and outside memory-equipped heated power-adjustable vertical trairling mirrors with chrome caps. On SLT trim, includes Bose premium audio system, Front and Rear Park Assist and 8" diagonal Color Touch Radio with navigation. ² Requires Crew Cab model. On Denali trim, includes chrome recovery hooks.	–	–	○	○	○
SIERRA CONVENIENCE PACKAGE Includes outside heated power-adjustable mirrors, Remote Keyless Entry, remote locking tailgate, Rear Vision Camera System, 110-volt AC power outlet, LED cargo box lighting and deep-tinted glass. Includes power windows on Regular Cab models.	○	–	–	–	–
SIERRA CONVENIENCE PLUS PACKAGE Requires gas-engine Crew Cab models. Includes black outside heated power-adjustable vertical trairling mirrors, Remote Keyless Entry, remote locking tailgate, Rear Vision Camera System, 110-volt power outlet, LED cargo box lighting, deep-tinted glass, 7" diagonal color touch-screen with IntelliLink ¹ and Trairling Equipment Package. Not available with Sierra Convenience Package or Duramax 6.6L Turbo Diesel V-8 engine.	○	–	–	–	–
SLE CONVENIENCE PACKAGE Includes power-adjustable pedals, Rear Park Assist, power sliding rear window and rear-window defroster. When provisions for cab roof-mounted lamps/beacon or Snow Plow Prep Package are ordered, the power sliding rear window will not be included. Not available on Regular Cab models.	–	○	–	–	–
SLE PREFERRED PACKAGE Includes driver 10-way power seat adjuster with front 40/20/40 split bench seat only. Also includes Remote Vehicle Start System, front fog lamps, rear-window defroster, manual tilt-and-telescopic steering column and 110-volt power outlet. Also includes Universal Home Remote and dual-zone automatic climate control on Double Cab and Crew Cab models. When provisions for cab roof-mounted lamps/beacon or Snow Plow Prep Package are ordered, the Universal Home Remote will not be included.	–	○	–	–	–
SLE PREFERRED PLUS PACKAGE Requires gas-engine Double Cab or Crew Cab models. Includes driver 10-way power seat adjuster when ordered with front 40/20/40 split bench seat only, black outside heated power-adjustable vertical trairling mirrors (2500HD models only), Remote Vehicle Starter System, front fog lamps, rear-window defogger, dual-zone automatic climate control, Universal Home Remote, manual tilt-and-telescopic steering wheel, 110-volt power outlet, spray-on bedliner and all-weather floor liners. When provisions for cab roof-mounted lamps/beacon or Snow Plow Prep Package are ordered, Universal Home Remote will not be included. Not available with SLE Preferred Package or Duramax 6.6L Turbo Diesel V-8 engine.	–	○	–	–	–
DRIVER ALERT PACKAGE Includes Lane Departure Warning, Forward Collision Alert, Safety Alert Driver Seat and Front and Rear Park Assist. On SLT trim, requires heated and ventilated driver and front-passenger seating, full-feature leather-appointed bucket seats and heated steering wheel. On SLE trim, requires Regular Cab with Jet Black cloth interior and SLE Preferred Package. On 3500HD SLT models, also requires front-seat-mounted side-impact and front and rear head curtain side-impact air bags. ³	–	○	○	–	●
Z71 OFF-ROAD SUSPENSION PACKAGE Includes Hill Descent Control, underbody shields, twin-tube Rancho-brand shocks, Z71 front fender emblems and off-road Driver Information Center graphics. SRW 4WD models only.	–	○	○	●	○
TRAILERING EQUIPMENT PACKAGE Includes trailer hitch platform 2.5" with a 2.0" insert, 7-wire harness with independent fused trairling circuits mated to a 7-way sealed connector to hook up parking lamps, back-up lamps, turn signals, an electric brake lead, battery and a ground. Connector also includes the 4-way blade-style connector. On 2500HD models, included with Sierra Convenience Plus Package. Includes trailer brake controller. Included on 3500HD models. Not available with rear bumper delete or box delete.	○	●	●	●	●

KEY ● STANDARD ○ AVAILABLE – NOT AVAILABLE

TRIM LEVELS	SIERRA	SLE	SLT	ALL TERRAIN	DENALI
GOOSENECK/FIFTH-WHEEL PREP PACKAGE Includes hitch platform to accept gooseneck ball, drilled box holes and box-mounted trailer harness with connector. Requires Trairling Equipment Package, spray-on bedliner and trairling mirrors on 2500HD models.	○	○	○	○	○
SNOW PLOW PREP PACKAGE Includes power feed for back-up and roof emergency light, 220-amp alternator with gas or diesel engine, forward lamp wiring harness, provisions for cab roof-mounted lamps/beacon, Underbody Shield Package and increased Front Gross Axle Weight Rating (FGAWR). 4WD models only. Alternator upgradeable to dual, 150 amps and 220 amps each with Duramax 6.6L Turbo Diesel V-8 engine. See your dealer for more details.	○	○	○	○	○
UNDERBODY SHIELD PACKAGE Includes frame-mounted shields, front underbody shield starting behind front bumper and running to first cross member, helping to protect the front underbody, oil pan, differential case and transfer case. Included with Snow Plow Prep Package or Z71 Off-Road Suspension Package.	○	○	○	●	●
PROVISIONS FOR CAB ROOF-MOUNTED LAMPS/BEACON Includes instrument-panel-mounted switch and electrical wiring tucked beneath the headliner for body upfitter to connect a body-mounted warning or emergency lamp. Included with Snow Plow Prep Package. Not available with Universal Home Remote, power sliding rear window or power sunroof.	○	○	○	○	○
ENTERTAINMENT / COMMUNICATION / NAVIGATION					
4.2" DIAGONAL COLOR RADIO Includes AM/FM, USB port ⁴ and auxiliary jack	●	–	–	–	–
7" DIAGONAL COLOR TOUCH RADIO WITH INTELLILINK¹ Includes AM/FM, USB ports, ⁴ auxiliary jack, Bluetooth ⁵ streaming audio for music and select phones, hands-free smartphone integration and voice-activated technology for radio and phone	○	–	–	–	–
8" DIAGONAL COLOR TOUCH RADIO WITH INTELLILINK¹ Includes AM/FM/SiriusXM ⁶ (standard for 3 months)/HD, USB ports, ⁴ auxiliary jack, Bluetooth ⁵ streaming audio for music and select phones, hands-free smartphone integration and voice-activated technology for radio and phone	–	●	●	●	–
8" DIAGONAL COLOR TOUCH RADIO WITH NAVIGATION³ Includes all features of 8" diagonal Color Touch Radio plus Navigation feature	–	○	○	○	●
Single-slot CD/MP3 player	–	●	●	●	●
6-SPEAKER AUDIO SYSTEM 4-speaker on Regular Cab Sierra model	●	●	●	–	–
Bose premium audio system with 6 speakers (7-speaker system including subwoofer when ordered with bucket seats)	–	–	○	●	●
REAR-SEAT DVD ENTERTAINMENT SYSTEM Includes rear-seat Blu-ray/DVD player with 9.2" diagonal LCD display, 2 sets of digital wireless headphones, HDMI connector, Wi-Fi ⁷ capability with select devices, Video Voice Over, 2 USB ports ⁴ and A/V remote control. Requires front bucket seats and Bose premium audio system. Replaces single-slot CD/MP3 player. Crew Cab models only.	–	–	○	○	○
BLUETOOTH⁵ FOR PHONE Personal cell phone connectivity to vehicle audio system. On Sierra trim, included and only available with 7" diagonal Color Touch Radio with IntelliLink. ¹	○	●	●	●	●
ONSTAR 5-year Basic Plan ⁸ and limited trial period of Guidance Plan ⁹ (trial excludes Hands-Free Calling minutes). On Sierra trim, included and only available with 7" diagonal Color Touch Radio with IntelliLink. ¹	○	●	●	●	●
ONSTAR 4G Wi-Fi hotspot ¹ (includes 3-month/3GB data trial, whichever comes first)	○	●	●	●	●
SIRIUSXM⁶ SATELLITE RADIO Including 3 trial months of service. On Sierra trim, requires 7" diagonal Color Touch Radio with IntelliLink ¹ and OnStar. ⁹	○	●	●	●	●

TRIM LEVELS	SIERRA	SLE	SLT	ALL TERRAIN	DENALI
EXTERIOR STYLING AND FUNCTIONALITY					
ASSIST STEPS Chromed tubular with 6" rectangular design. On SLT and All Terrain, included with Duramax Diesel engine.	○	○	○	○	●
BUMPER Front, chrome	●	●	●	-	-
Rear, chrome CornerStep bumper	●	●	●	-	-
Front, body-color	-	-	-	●	●
Rear, body-color CornerStep bumper	-	-	-	●	●
ROOF MARKER LAMPS Included with dual-rear-wheel models. Optional on single-rear-wheel models.	○	○	○	○	○
CARGO BOX Movable tie-downs, high-mounted (4)	●	●	●	●	●
Box rail caps	●	●	●	●	●
DOOR HANDLES Black	●	-	-	-	-
Body-color	-	●	-	-	-
Chrome	-	-	●	●	●
FOG LAMPS Front, halogen. On SLE, included and only available with SLE Preferred Package or SLE Preferred Plus Package.	-	○	●	●	●
GRILLE SURROUND Chrome	●	●	●	●	●
Chrome-accented center	-	●	●	-	-
Chrome with All Terrain grille insert	-	-	-	●	-
Chrome with unique Denali accents	-	-	-	-	●
GLASS Solar-Ray tinted	●	-	-	-	-
Solar-Ray deep-tinted. Included and only available with Sierra Convenience Package or Sierra Convenience Plus Package on Sierra trim.	○	●	●	●	●
LIGHTS High-Intensity Discharge (HID) projector-beam. Includes GMC signature LED lighting.	●	●	●	●	●
Under-rail LED lighting, cargo box. Included and only available with Sierra Convenience Package or Sierra Convenience Plus Package on Sierra trim.	○	●	●	●	●
MOLDINGS Bodyside, body-color	-	●	●	-	-
Bodyside, chrome	-	-	●	●	●
RECOVERY HOOKS Front frame-mounted (black)	●	●	●	●	●
SPRAY-ON BEDLINER On SLT, included with 2500HD SLT Gas Premium Plus Package	○	○	○	●	●
TAILGATE Locking	●	-	-	-	-
Remote locking. On Sierra trim, included and only available with Remote Keyless Entry, Sierra Convenience Package or Sierra Convenience Plus Package.	○	●	●	●	●
EZ-Lift and Lower feature	-	●	●	●	●
TIRE CARRIER Outside spare, winch-type. Includes lock.	●	●	●	●	●
WHEELHOUSE LINERS Rear. Single Rear Wheel Double Cab and Crew Cab models only.	-	●	●	●	●
WIPERS Front intermittent	●	●	●	●	●

KEY ● STANDARD ○ AVAILABLE - NOT AVAILABLE

TRIM LEVELS	SIERRA	SLE	SLT	ALL TERRAIN	DENALI
OUTSIDE MIRRORS					
Manual-folding, black (2500HD models only)	●	-	-	-	-
Heated, power-adjustable, manual-folding, black (2500HD models only). On Sierra trim, included and only available with Sierra Convenience Package. Mirror caps are body-color on 2500HD SLE models.	○	●	-	-	-
Heated, power-adjustable/power-folding. With integrated turn-signal indicators, security approach lamps, driver-side auto-dimming and puddle lamps; chrome caps. Not available on 3500HD models.	-	-	●	●	●
VERTICAL TRAILERING Black, vertical trailering mirrors with manual folding and extension and lower convex spotter glass. Standard on 3500HD models. Requires Trailering Package on 2500HD models. Not available with Sierra Convenience Package.	○	-	-	-	-
Black, heated, power-adjustable vertical trailering mirrors with manual folding and extension, lower convex spotter glass, integrated turn-signal indicators, rear guidance lamps and amber auxiliary clearance lamps. On Sierra trim, requires Sierra Convenience Package when Sierra Convenience Plus Package is not ordered. Included with Sierra Convenience Plus Package. Includes auto-dimming inside rearview mirror. On SLE, includes auto-dimming inside rearview mirror. Included with SLE Preferred Plus Package. Standard on 3500HD SLE models.	○	○	-	-	-
Chrome cap, heated, power-adjustable vertical trailering mirrors with power folding, manual extension, driver memory, lower convex spotter glass, integrated turn-signal indicators, rear guidance lamps and amber auxiliary clearance lamps. Included with 2500HD SLT Gas Premium Plus Package and Duramax Plus Package. Standard on 3500HD SLT and Denali models.	-	-	○	○	○
SAFETY AND SECURITY					
AIR BAGS ³ Single-stage frontal for driver and front passenger on all 3500HD models and 2500HD Crew Cab models. Includes dual-stage front-passenger air bag with infant-only Passenger Sensing System on 2500HD Regular Cab and 2500HD Double Cab models with a pickup box.	●	●	●	●	●
Front-seat-mounted side-impact driver and right front-passenger air bags for thorax and pelvis protection. Included on all 2500HD and select 3500HD models. See your dealer for more details and availability.	○	○	○	○	●
Front and rear head curtain side-impact air bags for all outboard seating positions. Included on all 2500HD models. See your dealer for more details and availability.	○	○	○	○	●
DAYTIME RUNNING LAMPS With automatic lamp control	●	●	●	●	●
LANE DEPARTURE WARNING AND FORWARD COLLISION ALERT Included and only available with Driver Alert Package. On SLE, requires Regular Cab.	-	○	○	-	●
SAFETY ALERT DRIVER SEAT Included and only available with Driver Alert Package. On SLE, requires Regular Cab.	-	○	○	-	●
THEFT-DETERRENT SYSTEM Unauthorized entry. Included and only available with Remote Vehicle Start System on SLE.	-	○	●	●	●
TIRE PRESSURE MONITORING SYSTEM Does not monitor spare tire. Included on 2500HD models only.	●	●	●	●	●

¹Full functionality requires compatible Bluetooth and smartphone. Some devices require USB connectivity. Data plan rates apply.
²Map coverage available in the United States, Puerto Rico and Canada. ³A NOTE ON CHILD SAFETY: Always use safety belts and the correct child restraint for your child's age and size, even with air bags. Even in vehicles equipped with the Passenger Sensing System, children are safer when properly secured in a rear seat in the appropriate infant, child or booster seat. Never place a rear-facing infant restraint in the front seat of any vehicle equipped with an active frontal air bag. See your vehicle Owner's Manual and child safety seat instructions for more safety information. ⁴Not compatible with all devices. ⁵Go to my.gmc.com/learn to find out which phones are compatible with the vehicle. ⁶If you decide to continue service after your trial, the subscription plan you choose will automatically renew thereafter and you will be charged according to your chosen payment method at then-current rates. Fees and taxes apply. To cancel, you must call SiriusXM at 1-866-635-2349. See SiriusXM Customer Agreement for complete terms at siriusxm.com. All fees and programming subject to change. For more information about NavTraffic, visit siriusxm.com/navtraffic. For more information about Travel Link, visit siriusxm.com/travellink. Sirius, XM, SiriusXM and all related marks and logos are trademarks of SiriusXM Radio, Inc. ⁷Requires a compatible mobile device, active OnStar service and data plan. 4G service available in select markets. Visit onstar.com for coverage map, details and system limitations. Data plan provided by AT&T. ⁸Does not include emergency or security services. Visit onstar.com for coverage map, details and system limitations. ⁹Visit onstar.com for coverage map, details and system limitations.



SHARE YOUR GMC.

When you've been designing, engineering and building Professional Grade transportation for more than 100 years, you're bound to attract passionately loyal owners. Join them, and us, on [instagram.com/gmc](https://www.instagram.com/gmc), [facebook.com/gmc](https://www.facebook.com/gmc), twitter.com/thisisgmc and [youtube.com/gmc](https://www.youtube.com/gmc) to share your voice.



[INSTAGRAM.COM/GMC](https://www.instagram.com/gmc)



[FACEBOOK.COM/GMC](https://www.facebook.com/gmc)



[TWITTER.COM/THISISGMC](https://twitter.com/thisisgmc)



[YOUTUBE.COM/GMC](https://www.youtube.com/gmc)



IMPORTANT WORDS

PRO GRADE PROTECTION

For 2017, Sierra HD comes with the Pro Grade Protection Plan, which includes two maintenance visits,¹ 3-year/36,000-mile bumper-to-bumper limited warranty² and 5-year/60,000-mile powertrain limited warranty,² Roadside Assistance and Courtesy Transportation.

Starting with the owner orientation—and full tank of gas—you receive when you take possession of your Sierra HD to the **24-Hour Roadside Assistance, Courtesy Transportation and Travel Benefits**, you receive a portfolio of owner privileges that lasts throughout your warranty. For expert product information, Roadside Assistance or other services, call 1-800-GMC-8782.

TRAVEL BENEFITS AND ROADSIDE ASSISTANCE Available around the clock: trip routing service, a program for reimbursement for trip interruption due to necessary warranty repairs, towing, flat tire change, jump-starts and more for 5 years or 60,000 miles (whichever comes first).

COURTESY TRANSPORTATION Available at participating dealers: shuttle service, reimbursement of certain public transportation or fuel expenses for overnight warranty repairs and courtesy rental for overnight work repairs. See your dealer for details.

GMC OWNER CENTER A complimentary, one-stop resource to enhance your GMC ownership experience. It's easy to sign up. Just go to gm.com/gmownercenter/gmc.

ONSTAR



OnStar services require vehicle electrical system (including battery), wireless service and GPS satellite signals to be available and operating for features to function properly. OnStar service required. OnStar acts as a link to existing emergency service providers. Not all vehicles may transmit all crash data. Visit onstar.com for coverage map, details and system limitations. Services vary by model and conditions.

SIRIUSXM SATELLITE RADIO



SiriusXM Satellite Radio³ is standard on most Sierra HD models. It includes 3 trial months of service. SiriusXM Satellite Radio makes your drive come alive with commercial-free music channels from virtually every genre, artist-dedicated channels, live performances and more. Tune in to live play-by-play from the biggest sports, exclusive entertainment from top personalities, compelling talk, hilarious comedy, world-class news, local traffic and weather and family-friendly programming. Welcome to the world of satellite radio. Visit siriusxm.com for details.

GMC CERTIFIED SERVICE

GMC Certified Service To help your Sierra HD live up to its performance promise, GMC Certified Service—found exclusively at your GMC dealer—is there. With all the engineering excellence in Sierra HD, GM-trained technicians have the expertise to care for all of it.

ADDITIONAL NOTES

A NOTE ON CHILD SAFETY Always use safety belts and the correct child restraint for your child's age and size, even with air bags. Even in vehicles equipped with the Passenger Sensing System, children are safer when properly secured in a rear seat in the appropriate infant, child or booster seat. Never place a rear-facing infant restraint in the front seat of any vehicle equipped with an active frontal air bag. See your vehicle Owner's Manual and child safety seat instructions for more safety information.

TRAILERING AND OFF-ROAD INFORMATION Please carefully review the Owner's Manual for important safety information about trailering or off-road driving in your vehicle.

FLEET ORDERS Some standard content may be deleted with fleet orders. See dealer for details.

ENGINES GMC products are equipped with engines produced by GM Powertrain or other suppliers to GM worldwide. The engines in GMC products may also be used in other GM makes and models.

GMC.COM See more of Sierra HD on our website: gmc.com/sierrahd. More photos and information; hot links to related subjects; convenient dealer locator; pricing guide, spec out your own vehicle. Or call 1-800-GMC-8782.

BUYPOWER CARD™



Now it's even easier to get into the GMC of your dreams. Every purchase gives you Earnings redeemable toward part or even all of a new GMC, Chevrolet, Buick or Cadillac. Every year, enjoy 5 percent Earnings on your first \$5,000 in purchases and 2 percent unlimited Earnings after that. No expiration on Earnings and no limit on how much you can earn or redeem. Learn more at buypowercard.com/catalog. YOUR CARD IS THE KEY.™

IMPORTANT WORDS ABOUT THIS CATALOG We have tried to make this catalog comprehensive and factual. We reserve the right, however, to make changes at any time, without notice, in prices, colors, materials, equipment, specifications, models and availability. Specifications, dimensions, measurements, ratings and other numbers in this catalog and other printed materials provided at the dealership or affixed to vehicles are approximates based upon design and engineering drawings and prototypes and laboratory tests. Your vehicle may differ due to variations in manufacture and equipment. Since some information may have been updated since the time of printing, please check with your GMC dealer for complete details. GMC reserves the right to lengthen or shorten the model year for any product for any reason, or to start and end model years at different times. All competitive claims are based on the latest information available at the time of printing and GM Large Pickup segment.

AN IMPORTANT NOTE ABOUT ALTERATIONS AND WARRANTIES Installations or alterations to the original equipment vehicle (or chassis) as distributed by General Motors are not covered by the General Motors New-Vehicle Limited Warranty. The special body company, assembler, equipment installer or upfitter is solely responsible for warranties on the body or equipment and any alterations (or any effect of the alterations) to any of the parts, components, systems or assemblies installed by GM. General Motors is not responsible for the safety or quality of design features, materials or workmanship of any alterations by such suppliers.

NEW-VEHICLE LIMITED WARRANTY All GMC Sierra HD models come with a fully transferable, no-deductible 5-year/60,000-mile (whichever comes first) Powertrain Limited Warranty. Sierra HD models with a Duramax diesel come with a 5-year/100,000-mile (whichever comes first) Powertrain Limited Warranty. GM vehicles registered in the USA are also covered for 3 years or 36,000 miles (whichever comes first). Coverage includes tires and towing to your nearest GMC dealership. Repairs will be made to correct any vehicle defect and most warranty repairs will be made at no charge. In addition, rust-through corrosion will be covered for 6 years or 100,000 miles (whichever comes first). Sierra HD also comes with two maintenance visits within the first 2 years/24,000 miles (whichever comes first).¹ See dealer for details.

ASSEMBLY GMC vehicles and their components are assembled or produced by different operating units of General Motors, its subsidiaries or suppliers to GM worldwide. We sometimes find it necessary to produce GMC vehicles with different or differently sourced components than originally scheduled. Since some options may be unavailable when your vehicle is assembled, we suggest that you verify that your vehicle includes the equipment you ordered or, if there are changes, that they are acceptable to you.

GMMOBILITY.COM (1-800-323-9935) GM Mobility offers financial assistance for eligible adaptive equipment to make automotive travel easier for persons with disabilities or special transportation needs. To learn more about special GM Mobility offers, visit gmmobility.com.

¹Maintenance visits must occur within 2 years or 24,000 miles of vehicle delivery, whichever comes first. Does not include air filters. See participating dealer for other restrictions and complete details. ²Whichever comes first. See dealer for limited-warranty details. ³If you decide to continue service after your trial, the subscription plan you choose will automatically renew thereafter and you will be charged according to your chosen payment method at then-current rates. Fees and taxes apply. To cancel, you must call SiriusXM at 1-866-635-2349. See SiriusXM Customer Agreement for complete terms at siriusxm.com. All fees and programming subject to change. For more information about NavTraffic, visit siriusxm.com/navtraffic. For more information about Travel Link, visit siriusxm.com/travelink. Sirius, XM, SiriusXM and all related marks and logos are trademarks of SiriusXM Radio, Inc.

©2016 General Motors. All rights reserved. GM, the GM logo, GMC, the slogans, emblems, vehicle model names, vehicle body designs and other marks appearing in this catalog are the trademarks and/or service marks of General Motors, its subsidiaries, affiliates or licensors. Facebook is a registered trademark of Facebook, Inc. Instagram is a registered trademark of Instagram, LLC. Twitter is a registered trademark of Twitter, Inc. YouTube is a registered trademark of Google, Inc. Sirius, XM and all related marks and logos are trademarks of SiriusXM Radio, Inc. Apple, iPhone and Siri are registered trademarks of Apple, Inc.

GMC

WE ARE PROFESSIONAL GRADE

