



No. 2015

CHEVROLET POLICE & MUNICIPAL VEHICLES







VEHICLES THAT SERVE WITH DISTINCTION

Chevy commands authority with its formidable lineup of diverse, reliable Police Pursuit Vehicles (PPV) and Special Service Vehicles (SSV). The lineup for 2015 includes the newly redesigned Tahoe SUV, now available as an automatic four-wheel-drive PPV; the spacious Caprice; the efficient front-drive Impala; Silverado Special Service WT and LS; and Express Prisoner Transport Van. Designed to protect those who protect us, each vehicle delivers cutting-edge safety features, impressive cargo capacity, and low ownership costs.

Our extensive product lineup will assist you and your community, providing the performance and efficiency you expect along with outstanding service. This philosophy goes hand in hand with GM Fleet & Commercial's commitment to great products, innovative business solutions, and an exceptional customer experience. Because we know they're more than just cars and SUVs—they're an integral part of your officers' job.



Fleet & Commercial



2015 // 4WD PURSUIT 9C1 // 2WD PURSUIT 9C1 // 4x4 SERVICE 5W4

CHIEF AMONG FULL-SIZE POLICE PURSUIT VEHICLES

Demanding pursuits call for extraordinary capability. The first-ever 2015 Tahoe automatic four-wheel-drive Police Pursuit Vehicle (PPV) dutifully answers. Its rugged, body-on-frame chassis and improved suspension system make it the one-and-only full-size SUV for extreme-duty conditions. And with an efficient new 5.3L EcoTec3 V8 engine, it delivers the best fuel economy in its segment— even better than Ford Explorer Interceptor.¹ The new Tahoe is also available as 2WD PPV and 4x4 Special Service Vehicle (SSV) models.

Beneath its new sheet metal, an extensive use of high-strength steel contributes to an overall stiffer body structure, improving ride and handling. Inside, OnStar² with 6-month trial service with Bluetooth^{®3} connectivity and wide door openings add convenience. And with dimensions nearly identical to those of the 2014 Tahoe model, it's easy to transfer necessary equipment to the 2015 model.



Under-hood auxiliary battery



Fully accessible underbody spare tire

SPECIFICATIONS

(Inches, unless otherwise stated)	PPV	PPV	SSV
Drivetrain	2WD	4WD	4x4
Wheelbase	116.0	116.0	116.0
Length	204.0	204.0	204.0
Width	80.5	80.5	80.5
Height	72.4	72.4	74.4
Seating (front/rear)	3/3	3/3	3/3
Head room (front/rear)	42.8/38.7	42.8/38.7	42.8/38.7
Shoulder room (front/rear)	64.8/65.1	64.8/65.1	64.8/65.1
Hip room (front/rear)	60.8/60.3	60.8/60.3	60.8/60.3
Leg room (front/rear)	45.3/39.2	45.3/39.2	45.3/39.2
Total interior passenger volume (cubic feet)	120.7	120.7	120.7
Maximum cargo volume ⁴ behind front seat (cubic feet)	111.8	111.8	111.8
Approximate fuel capacity (gallons)	26	26	26
Maximum towing capacity ⁵ (lbs)	4000	4000	6400/8400 ⁶
Turning diameter curb to curb (feet)	39.0	39.0	39.0
Ground clearance	8.0	8.0	8.0
Base curb weight (without original manufacturer's optional equip.) (lbs) with 40/40 front seats	5224	5476	5506
Maximum payload ⁷ (lbs) with 40/40 front seats	1576	1624	1794
EPA-estimated mpg (city/hwy/combined)	16/23/18	16/22/18	16/22/18

STANDARD ISOLATED AUXILIARY BATTERY The isolated auxiliary battery — independent of the primary vehicle battery — is designed to power police gear such as lightbars, computers, and radios, saving the power of the primary battery when the engine is not running.

SPACIOUS CARGO AREA The flat load floor and low lift-over height make it easy to transport necessary police gear. And with its easily accessible, underbody full-size spare tire, no officer is left stranded.

¹EPA-estimated 16 city/23 hwy mpg. Ford Explorer Interceptor with standard 3.7L V6, 16 city/21 hwy mpg.

²Visit onstar.com for coverage map, details, and system limitations.

³Go to gmtotalconnect.com to find out which phones are compatible with the vehicle.

⁴Cargo and load capacity limited by weight and distribution.

⁵Maximum trailer weight ratings are calculated assuming a base vehicle, except for any option(s) necessary to achieve the rating, plus driver. The weight of other optional equipment, passengers, and cargo will reduce the maximum trailer weight your vehicle can tow.

⁶Maximum towing capacity 8400 lbs with NHT maximum towing option.

⁷Maximum payload capacity includes weight of driver, passengers, optional equipment, and cargo.



Aftermarket equipment shown, including steering wheel with Push-to-Talk and Emergency Lighting Button.



Tahoe 4WD PPV shown.

THE HEIGHT OF PURPOSEFUL, FUNCTIONAL DESIGN

STAY CONNECTED WHEREVER YOU GO Functionality steps to the forefront with features such as a column-mounted shifter and 15" of available space between the front seats that transform the interior into a virtual command center. Adding even more convenience is Bluetooth® hands-free connectivity available with OnStar,² USB ports,³ SD card slot, and a 110-volt front power outlet.

STIFFER AND STRONGER The completely redesigned Tahoe comes equipped to deliver capability in spades, starting with the body structure. The extensive use of high-strength steel stiffens the body in key areas, improving ride and handling. And a stiffer body structure helps the suspension perform more effectively to deliver the control and ruggedness you demand.

¹Go to gmttotalconnect.com to find out which phones are compatible with the vehicle.
²Visit onstar.com for coverage map, details, and system limitations. OnStar acts as a link to emergency service providers.
³Not compatible with all devices.
⁴Always use safety belts and the correct child restraint for your child's age and size, even with air bags. Even in vehicles equipped with the Passenger Sensing System, children are safer when properly secured in a rear seat in the appropriate infant, child, or booster seat. Never place a rear-facing infant restraint in the front seat of any vehicle equipped with an active frontal air bag. See your vehicle Owner's Manual and child safety seat instructions for more information.
⁵Requires front bucket seats.
⁶Maximum trailer weight ratings are calculated assuming a base vehicle, except for any option(s) necessary to achieve the rating, plus driver. The weight of other optional equipment, passengers, and cargo will reduce the maximum trailer weight your vehicle can tow.
⁷Not compatible with previous Tahoe models or Caprice.

SAFETY AND SECURITY

- Rear Vision Camera
- Rear Park Assist with audible warning
- Front-seat-mounted side-impact driver and front-passenger air bags⁴ for thorax and pelvic protection
- Head curtain side-impact air bags⁴ for driver, right-front passenger, and all rows in outboard seating positions
- StabiliTrak vehicle stability enhancement system with Proactive Roll Avoidance
- OnStar² with 6 months of Directions & Connections Plan, including Automatic Crash Response, Air Bag Notification, and Vehicle Diagnostics
- Enhanced security: Side-milled keys, lock cylinder, and steering column lock

INTERIOR

- Bluetooth¹ hands-free connectivity available with OnStar²
- Front 40/20/40 individual seats, center fold-down armrest with lockable storage (option to delete 20% center seat for 15" of open floor space)
- 10-way power driver seat with power lumbar and recline
- Second-row 60/40 split-folding bench, manual operation
- 150-mph certified speedometer (PPV)
- Rear-seat viewing/conversation mirror and sunglass holder
- Power windows with express-up and -down operation
- 110-volt front power outlet, 150-watt
- 170-amp power supply at IP with 100-amp supply in cargo area
- Rear air conditioning and heat
- 4.2" diagonal display with AM/FM stereo, CD player, USB³ ports, and SD card slot
- Surveillance mode provision

MECHANICAL

- 5.3L EcoTec3 V8 engine with 355 hp and 383 lb-ft of torque, Direct Injection, Active Fuel Management, and continuously Variable Valve Timing
- EPA-est. mpg 16 city/23 hwy (2WD), 16 city/22 hwy (4WD), 16 city/22 hwy (4x4)
- 6-speed automatic transmission with Tow/Haul mode
- Improved body-on-frame chassis with increased high-strength steel for stiffer body structure
- 170-amp alternator for high output
- 720-CCA primary battery
- 730-CCA isolated auxiliary battery (standard)
- Electric power steering
- 4-wheel ABS disc brakes
- Heavy-duty suspension, police rated (PPV)
- Rear axle, 3.08 ratio
- Underbody shield
- Differential, heavy-duty locking rear

EXTERIOR

- 17" steel wheels with P265/60R17 all-season, V-rated police tires (PPV)
- Full-size spare tire and steel wheel, lockable outside, winch-type mounted underbody
- Power-adjustable, heated outside mirrors, manual-folding and color-keyed; driver mirror includes spotter
- Triple-sealed inlaid door design
- Rainsense windshield wipers
- Hidden rear wiper in spoiler
- Aluminum hood and liftgate
- Trailer hitch and wiring (Class II)

SELECT OPTIONAL FEATURES

- Driver Alert Package,⁵ including Forward and Reverse Collision Alerts, Lane Departure Warning, and GM-exclusive Safety Alert Driver Seat
- Adjustable pedals (included with Driver Alert Package)
- 18" aluminum wheels (SSV)
- 8400-lb⁶ max towing capability (SSV)
- Vinyl second-row seat
- Key, common,⁷ complete vehicle fleet
- Remote Vehicle Start
- Spot lamps, left and right side available
- Police City Brake Package includes Duralife rotors (PPV)
- Flasher system for headlamps and taillamps
- Wiring provisions for auxiliary speaker, siren speakers, grille lamps, and horn
- Auxiliary dome lamp with red and white light, headliner-mounted
- Front cloth bucket seats with driver inboard seat-mounted side-impact air bag.⁴ Also includes 10-way power driver seat, 6-way power passenger seat, and integrated retail floor console.



Certified speedometer (PPV)



Bluetooth¹ hands-free connectivity



NO. 2015 CHEVROLET CAPRICE

STREET TOUGH AND FLEET SMART

When circumstances demand extraordinary capability, the Caprice PPV delivers with outstanding performance, comfort, and utility. Designed for high-speed operation, it has a top-rated speed of 155 mph with the available V8 engine—the highest of any police vehicle¹ (optional 130-mph speed limiter). The interior is custom-designed to promote function and comfort on daily patrols with features such as a column-mounted shifter, center console steel mounting platform, and Surveillance Mode Circuit.

Caprice offers the most room of any police sedan, with a spacious 112 cubic feet interior volume. It also has 17.4 cubic feet (with full-size spare)² of fully usable trunk space with a flat load surface to easily accommodate police gear. For enhanced safety, Caprice features a new Rear Vision Camera and a class-leading eight air bags^{1,3} with knee air bags.³ And for superb fuel economy and power, choose from a direct-injected 3.6L V6 engine or a 6.0L V8 for the same price.

SPECIFICATIONS

(Inches, unless otherwise stated)	SEDAN
Wheelbase	118.5
Length	204.2
Width	74.8
Height	58.7
Seating (front/rear)	2/3
Head room (front/rear)	38.7/37.6
Shoulder room (front/rear)	59.1/59.0
Hip room (front/rear)	57.5/57.9
Leg room (front/rear)	42.2/43.2
Total interior passenger volume (cubic feet)	112
Maximum cargo volume ² (cubic feet)	17.4
Approximate fuel capacity (gallons)	19
Turning diameter curb to curb (feet)	38.0
Ground clearance	6.0
Base curb weight (without original manufacturer's optional equip.) V6/V8 (lbs)	4043/4162
EPA-estimated mpg V6 engine (city/hwy/combined)	18/26/21
EPA-estimated mpg V8 engine (city/hwy/combined)	15/24/18

SELECT FEATURES

STANDARD

SAFETY AND SECURITY

- New Rear Vision Camera
- Dual-stage frontal air bags³ with Passenger Sensing System, driver and front-passenger seat-mounted thorax side-impact air bags,³ knee air bags,³ outboard front-only head curtain side-impact air bags,³ and Rollover Protection
- Ultra-high-strength steel added to both A- and B-pillars for improved roof crush safety in rollover and side-impact situations
- StabiliTrak stability enhancement system with Police Performance Mode

INTERIOR

- Column-mounted shift lever for increased room and convenience
- Center console steel mounting platform for easier equipment installation
- Instrument panel and gauge cluster with Chevrolet MyLink⁴ color touch-screen featuring AM/FM stereo and CD player
- Bluetooth[®] streaming audio⁵ and cell phone connectivity, voice recognition, and music navigator
- Surveillance Mode with integrated circuit for connection to customer-supplied switch
- Front cloth bucket seats sculpted for equipment belts with 10" between seats for equipment

- 4-way power driver/passenger seat includes power lumbar support
- Rear cloth bench seat
- Dual-zone climate control with air filtration
- Cruise control
- 160-mph certified speedometer and multifunction display
- Tilt/telescoping adjustable steering column
- Power windows with rear-window lockout
- Auxiliary ground stud in trunk
- Wiring provision for headlamp and taillamp flashing
- 110-amp power supply in IP, 120-amp in trunk
- Ignition-controlled trunk release
- Engine and hour idle monitor
- Outside temperature display

MECHANICAL

- Rear-wheel drive
- 3.6L Direct Injection V6 with 301 hp, Variable Valve Timing, and FlexFuel capability⁶
- 6-speed automatic transmission
- Transmission and power-steering coolers
- Heavy-duty power 4-wheel disc anti-lock brake system (ABS)
- Heavy-duty police suspension
- Electric power steering
- 170-amp high-output alternator
- 700-CCA battery with rundown protection
- Radio suppression

EXTERIOR

- Remote Vehicle Start
- Remote Keyless Entry
- Power outside rearview mirrors
- P235/50R18 Goodyear W-rated all-season tires
- Heavy-duty 18" steel wheels with bolt-on center caps
- Trunk, driver, and front-passenger key lock cylinder
- Halogen headlamps

OPTIONAL

See your Ordering Guide for details.

- 6.0L V8 with 355 hp, Active Fuel Management, and FlexFuel capability⁶ (no additional charge)
- Auxiliary battery, 700 CCA
- Headlamp and taillamp flashing system (includes flashing module and control wire)
- Heated outside rearview mirrors
- Spot lamps, driver and passenger
- Full-size spare tire (includes Tire Pressure Monitoring System)
- Vinyl rear seat
- Heavy-duty vinyl flooring
- Grille lamps and siren speaker wiring
- Horn/siren circuit wiring
- Hole for wiring in roof (center or right)

- Inoperative inside rear door handles, locks, and window switches
- Common fleet keyed alike
- Daytime running lamps and automatic lamp control delete
- Carpeted floor mats (not available with vinyl flooring)
- Heavy-duty cargo liner
- Full wheel covers
- Speed limiter (130 mph)
- Full-length, roof-rail-mounted front- and rear-occupant head curtain air bags³

¹Based on final results of 2014 Michigan State Police performance testing. For more information, visit michigan.gov.

²Includes optional full-size spare tire and auxiliary battery.

³Always use safety belts and the correct child restraint for your child's age and size, even with air bags. Even in vehicles equipped with the Passenger Sensing System, children are safer when properly secured in a rear seat in the appropriate infant, child, or booster seat. Never place a rear-facing infant restraint in the front seat of any vehicle equipped with an active frontal air bag. See your vehicle Owner's Manual and child safety seat instructions for more information.

⁴Full functionality requires compatible Bluetooth and smartphone. Some devices require USB connectivity. Data plan rates apply.


⁵Go to gtotalconnect.com to find out which phones are compatible with the vehicle.

⁶When running on E85, Caprice offers an EPA-estimated mpg of 13 city/18 hwy (V6), 11 city/17 hwy (V8). E85 FlexFuel capacity is not available in AZ, CA, CT, DE, MA, MD, ME, NJ, NY, OR, PA, RI, VT, and WA. E85 is a combination of 85% ethanol and 15% gasoline. Go to afdc.energy.gov/afdc/fuels to see if there is an E85 fuel station near you.



Shown with aftermarket equipment.





NO. 2015 CHEVROLET IMPALA

THE POWER, PERFORMANCE, AND SAFETY YOU NEED

With V6 segment-leading acceleration,¹ a spacious interior, and generous cargo capacity, Impala is ideally suited for police applications. Need more evidence? A powerful 3.6L engine matched to a 6-speed automatic transmission not only gives Impala the muscle you need, but offers the best highway fuel economy of any pursuit-rated vehicle—an EPA-estimated 28 mpg.¹

There's no shortage of space inside Impala, either. You'll find a tremendous 105 cubic feet of interior volume and 18.6 cubic feet of cargo volume² in the trunk. Standard dual head curtain side-impact air bags³ for front and rear add to its impressive safety. Impala is available in Marked Patrol and Undercover.

SPECIFICATIONS

(Inches, unless otherwise stated)	SEDAN
Wheelbase	110.5
Length	200.4
Width	72.9
Height	58.7
Seating (front/rear)	2/3
Head room (front/rear)	39.4/37.8
Shoulder room (front/rear)	58.7/58.6
Hip room (front/rear)	56.4/57.2
Leg room (front/rear)	42.3/37.6
Total interior passenger volume (cubic feet)	105
Maximum cargo volume ² (cubic feet)	18.6 ⁴
Approximate fuel capacity (gallons)	17.5
Turning diameter curb to curb (feet)	38.0
Ground clearance	6.5
Base curb weight (without original manufacturer's optional equip.) 9C1/9C3 (lbs)	3736/3743
EPA-estimated mpg (city/hwy/combined)	17/28/21

SELECT FEATURES

STANDARD

Features based on 9C1 unless otherwise noted.

SAFETY AND SECURITY

- Dual-stage frontal air bags³ with Passenger Sensing System, driver and front-passenger seat-mounted thorax side-impact air bags,³ outboard front and rear head curtain side-impact air bags³
- PASS-Key III theft-deterrent system
- StabiliTrak with police calibration

INTERIOR

- Front cloth bucket seats with space between seats for equipment
- Rear vinyl seat
- 6-way power driver and front-passenger seat
- Dual cupholders
- Steering-column-mounted shift lever
- Single-zone climate control
- Cruise control
- 140-mph certified speedometer and Driver Information Center
- Wiring provision for headlamp and taillamp flashing
- Remote Keyless Entry
- Tilt-adjustable steering column

- Radio suppression
- Power windows and door locks
- AM/FM stereo with CD player
- 100-amp ignition-controlled main power supply under dash and in trunk
- Auxiliary ground stud in trunk

MECHANICAL

- Front-wheel drive
- 3.6L Direct Injection V6 engine with Variable Valve Timing and E85 FlexFuel⁵ capability
- Oil Life Monitoring System
- 6-speed automatic transmission
- Heavy-duty power 4-wheel disc anti-lock brake system
- Heavy-duty police suspension
- Power rack-and-pinion steering
- 170-amp alternator
- 720-CCA battery with rundown protection
- Engine, transmission, and power-steering coolers

EXTERIOR

- Power rearview mirrors
- Goodyear P235/55R17 W-rated tires
- 17" steel wheels with bolt-on center caps
- Trunk, driver, and front-passenger key lock cylinder

OPTIONAL

- 9C3 Detective Package (includes split-bench front seating with armrest and full wheel covers)
- Headlamp and taillamp flashing system (includes flashing module and control wire)
- Heated outside rearview mirrors
- Spot lamps, driver and passenger
- Remote Vehicle Starter
- Bodyside moldings
- Content theft alarm system
- Full-size spare tire with Tire Pressure Monitoring System⁶ sensor (not programmed)
- Heavy-duty vinyl flooring
- Grille lamps and siren speaker wiring
- Horn/siren circuit wiring
- Hole in roof with sealing grommet (center or right), includes roof wiring
- Inoperative inside rear-door handles, locks, and window switches
- Common fleet keyed alike
- Ignition-controlled trunk release
- 6 additional keyless entry transmitters
- Daytime running lamps and automatic lamp control delete
- Rear spoiler

¹Based on final results of 2014 Michigan State Police performance testing. For more information, visit michigan.gov.

²Includes optional full-size spare tire and auxiliary battery.

³Always use safety belts and the correct child restraint for your child's age and size, even with air bags. Even in vehicles equipped with the Passenger Sensing System, children are safer when properly secured in a rear seat in the appropriate infant, child, or booster seat. Never place a rear-facing infant restraint in the front seat of any vehicle equipped with an active frontal air bag. See your vehicle Owner's Manual and child safety seat instructions for more information.

⁴With space saver.

⁵When running on E85, Impala offers an EPA-estimated mpg of 13 city/21 hwy. E85 FlexFuel capability is not available in AZ, CA, CT, DE, MA, MD, ME, NJ, NY, OR, PA, RI, VT, and WA. E85 is a combination of 85% ethanol and 15% gasoline. Go to afdc.energy.gov/afdc/fuels to see if there is an E85 fuel station near you.

⁶Does not monitor spare tire.



Shown with aftermarket equipment.





Optional LS model shown with aftermarket emergency equipment.

NO. 2015 CHEVROLET SILVERADO

ADD A LEGEND TO YOUR FORCE

A proven performer built with heavy-duty, specialized components, Silverado Crew Cab 1500 Special Service WT and LS deliver impressive capability that will never let you down. Power comes from a 5.3L V8 EcoTec3 engine that is the most fuel-efficient gas V8 offered in a pickup.¹ Advanced technologies that make this possible include Active Fuel Management with cylinder deactivation, continuously Variable Valve Timing, and Direct Injection. And with a maximum payload of up to 1930 lbs² and a towing capacity of up to 9400 lbs,³ Silverado 1500 SSV answers the call for rugged capability under just about any conditions.

SPECIFICATIONS

(Inches, unless otherwise stated)

	2WD SHORT BOX	2WD STD. BOX	4X4 SHORT BOX	4X4 STD. BOX
Wheelbase	143.5	153.0	143.5	153.0
Length	230.03	239.57	230.03	239.57
Width	80.0	80.0	80.0	80.0
Height	74.2	73.7	74.0	73.8
Seating (front/rear)	3/3	3/3	3/3	3/3
Head room (front/rear)	42.8/40.5	42.8/40.5	42.8/40.5	42.8/40.5
Shoulder room (front/rear)	66.0/65.7	66.0/65.7	66.0/65.7	66.0/65.7
Hip room (front/rear)	60.7/60.3	60.7/60.3	60.7/60.3	60.7/60.3
Leg room (front/rear)	45.3/40.9	45.3/40.9	45.3/40.9	45.3/40.9
Total interior passenger volume (cubic feet)	105	105	105	105
Maximum interior cargo volume ⁴ (cubic feet)	18.6	18.6	18.6	18.6
Maximum cargo box volume ⁴ (cubic feet)	53.4	61.0	53.4	61.0
Maximum payload ² (lbs)	1930	1840	1920	1840
Approximate fuel capacity (gallons)	26	26	26	26
Turning diameter curb to curb (feet)	47.2	48.6	47.2	48.6
Ground clearance	8.73	8.5	8.9	8.93
Base curb weight (without original manufacturer's optional equip.) (lbs)	4944	5033	5149	5230
EPA-estimated mpg (city/hwy/combined)	16/23/19	16/23/19	16/22/18	16/22/18

WT CREW CAB STANDARD SSV

SAFETY AND SECURITY

- Frontal and side-impact air bags⁵ with Passenger Sensing System
- Head curtain side-impact air bags⁵
- Seat-mounted side-impact air bags⁵
- StabiliTrak stability enhancement system
- Tire Pressure Monitoring System⁶

INTERIOR

- Reclining front 40/20/40 split bench seat (with option to delete 20% seat space)
- Rear 60/40 folding bench seat
- Tilt-adjustable steering column
- Driver Information Center, 3.3" diagonal monochromatic display, with warning messages and basic vehicle information
- Air conditioning
- Cruise control
- Power windows/power door locks
- Rubberized-vinyl floor covering
- AM/FM stereo, USB ports,⁷ auxiliary jack, SD card slot, SiriusXM Satellite Radio⁸ with 3 months trial service

MECHANICAL

- 5.3L EcoTec3 V8 with 355 hp, Active Fuel Management, Direct Injection, continuously Variable Valve Timing, E85 FlexFuel⁹ capability (auxiliary external transmission oil cooler included with 5.3L V8), 383 lb-ft of torque, and up to 23 mpg highway¹

LS CREW CAB STANDARD SSV

SAFETY AND SECURITY

- Frontal and side-impact air bags⁵ with Passenger Sensing System
- Head curtain side-impact air bags⁵
- Seat-mounted side-impact air bags⁵
- StabiliTrak stability enhancement system
- Tire Pressure Monitoring System⁶

INTERIOR

- Reclining front 40/20/40 split bench seat (with option to delete 20% seat space)
- Rear 60/40 folding bench seat
- Tilt-adjustable steering column
- OnStar¹² with 6-month trial of Directions & Connections Plan
- OnStar with 4G LTE¹³ provides a built-in Wi-Fi hotspot to connect to the Internet at 4G LTE speeds
- Driver Information Center
- Air conditioning
- Cruise control
- Remote Keyless Entry
- Power windows/power door locks

- 6-speed automatic transmission
- 4-wheel disc brakes with Duralife rotors
- Handling/Trailer Suspension Package
- 170-amp high-output alternator
- Electric power-steering assist, rack-and-pinion
- Heavy-duty 730-CCA battery with rundown protection
- Auxiliary battery for operating police equipment

EXTERIOR

- CornerStep rear bumper with box-rail grip pockets and box-rail protectors
- Intermittent windshield wipers
- Foldaway rearview mirrors
- P255/70R17 all-season tires
- 6-lug steel wheels with center caps
- Spare tire lock

OPTIONAL

- Chevrolet MyLink¹⁰ audio system, 4.2" diagonal color screen with AM/FM stereo, USB ports,⁷ auxiliary jack, SD card slot, Bluetooth^{®11} streaming audio for music and most phones, hands-free smartphone integration, Pandora[®] internet radio, and voice-activated technology for radio and phone
- New Special Service Package: Includes auxiliary battery, 170-amp alternator, 5.3L EcoTec3 V8 engine, high-capacity air cleaner, and 110-volt power outlet
- New spot lamps, driver and passenger (late availability)
- New wiring provisions for horn and siren circuit, grille lamp, and siren speakers (late availability)
- Rear Vision Camera

- Rubberized-vinyl floor covering
- Chevrolet MyLink¹⁰ audio system, 4.2" diagonal color screen with AM/FM stereo, USB ports,⁷ auxiliary jack, SD card slot, Bluetooth^{®11} streaming audio for music and most phones, hands-free smartphone integration, Pandora internet radio, and voice-activated technology for radio and phone

MECHANICAL

- 5.3L EcoTec3 V8 with 355 hp, Active Fuel Management, Direct Injection, continuously Variable Valve Timing, E85 FlexFuel⁹ capability (auxiliary external transmission oil cooler included with 5.3L V8), 383 lb-ft of torque, and up to 23 mpg highway¹
- 6-speed automatic transmission
- 4-wheel disc brakes with Duralife rotors
- Handling/Trailer Suspension Package
- 170-amp high-output alternator
- Electric power-steering assist, rack-and-pinion
- Heavy-duty 730-CCA battery with rundown protection
- Auxiliary battery for operating police equipment
- High-capacity air cleaner

- Provision for cab roof-mounted lamp/beacon; includes an instrument-panel-mounted switch and electrical wiring beneath the headliner for a body upfitter to connect a body-mounted warning or emergency lamp
- OnStar¹² with 6-month trial of Directions & Connections Plan
- OnStar with 4G LTE¹³ provides a built-in Wi-Fi hotspot to connect to the Internet at 4G LTE speeds
- 2 Crew Cab bed options: 6'6" cargo box and a 5'8" box
- Color-keyed carpeting with rubberized-vinyl floor mats
- Cloth front seat/vinyl rear seat
- Rear-window defogger
- Deep-tinted rear glass
- Remote Keyless Entry
- Common fleet keyed alike
- Upfitter power switches
- 110-volt AC
- Chrome bumpers
- Movable upper cargo tie-downs
- LED cargo box lights with interior switch
- Heavy-duty locking rear differential
- Transfer case with dash-mounted control (4WD) AutoTrac
- Trailing Package: Includes trailer hitch and 7- and 4-pin connectors
- Integrated Trailer Brake Controller
- Mirrors, outside: heated, power-adjustable
- Skid Plate Package
- Recovery hooks, front
- Carpeting with rubberized-vinyl floor mats
- Cloth front seat/vinyl rear seat

EXTERIOR

- CornerStep rear bumper with box-rail grip pockets and box-rail protectors
- Intermittent windshield wipers
- Chrome bumpers
- Deep-tinted rear glass
- Foldaway rearview mirrors
- P255/70R17 all-season tires
- 6-lug steel wheels with center caps
- Spare tire lock

OPTIONAL

- Chevrolet MyLink¹⁰ audio system with 4.2" diagonal color screen
- Rear Vision Camera
- New Special Service Package: Includes auxiliary battery, 170-amp alternator, 5.3L EcoTec3 V8 engine, high-capacity air cleaner, and 110-volt power outlet
- New spot lamps, driver and passenger (late availability)
- New wiring provisions for horn and siren circuit, grille lamp, and siren speakers (late availability)
- Provision for cab roof-mounted lamp/beacon; includes an instrument-panel-mounted switch and electrical wiring beneath the headliner for a body upfitter to connect a body-mounted

¹EPA-estimated mpg: 16 city/23 hwy (V8). ²Maximum payload capacity includes weight of driver, passengers, optional equipment, and cargo. ³Maximum trailer weight ratings are calculated assuming a properly equipped base vehicle, except for any option(s) necessary to achieve the rating, plus driver. The weight of other optional equipment, passengers, and cargo will reduce the maximum trailer weight your vehicle can tow. ⁴When properly equipped. Cargo and load capacity limited by weight and distribution. Includes optional full-size spare tire and auxiliary battery. ⁵Always use safety belts and the correct child restraint for your child's age and size, even with air bags. Even in vehicles equipped with the Passenger Sensing System, children are safer when properly secured in a rear seat in the appropriate infant, child, or booster seat. Never place a rear-facing infant restraint in the front seat of any vehicle equipped with an active frontal air bag. See your vehicle Owner's Manual and child safety seat instructions for more information. ⁶Does not monitor spare tire. ⁷Not compatible with all devices. ⁸If you subscribe after your trial period, *subscriptions are continuous until you call SiriusXM to cancel.* See SiriusXM Customer Agreement for complete terms at siriusxm.com. Other fees and taxes will apply. All fees and programming subject to change. For more information about NavTraffic, visit siriusxm.com/navtraffic. For more information about Travel Link, visit siriusxm.com/travelink. XM satellite service is available only to those in the 48 contiguous USA and DC. Sirius, XM, and all related marks and logos are trademarks of SiriusXM Radio, Inc. ⁹When running on E85, Silverado offers an EPA-estimated mpg of 12 city/16 hwy (V6), 12 city/17 hwy (V8). E85 FlexFuel capability is not available in AZ, CA, CT, DE, MA, MD, ME, NJ, NY, OR, PA, RI, VT, and WA. E85 is a combination of 85% ethanol and 15% gasoline. Go to afdc.energy.gov/afdc/fuels to see if there is an E85 fuel station near you. ¹⁰Full functionality requires compatible Bluetooth and smartphone. Some devices require USB connectivity. Data plan rates apply. ¹¹Go to gtotalconnect.com to find out which phones are compatible with the vehicle. ¹²Visit onstar.com for coverage map, details, and system limitations. ¹³Devices must be WPA2 compliant with active OnStar service and data plan. Wi-Fi devices manufactured prior to 2006 may not be compatible. Please consult your device manufacturer for information regarding the WPA2 security protocol and Wi-Fi device compatibility. Vehicle must be started or in accessory mode to access Wi-Fi. Visit onstar.com for details and system limitations.

- warning or emergency lamp
- OnStar¹² with 6-month trial of Directions & Connections Plan
- 2 Crew Cab bed options: 6'6" cargo box and a 5'8" box
- Color-keyed carpeting with rubberized-vinyl floor mats
- Cloth front seat/vinyl rear seat
- Rear-window defogger
- Remote Keyless Entry
- Common fleet keyed alike
- Upfitter power switches
- 110-volt AC
- Movable upper cargo tie-downs
- LED cargo box lights with interior switch
- Bluetooth wireless technology for most phones¹¹
- Heavy-duty locking rear differential
- Transfer case with dash-mounted control (4WD) AutoTrac
- Trailing Package: Includes trailer hitch and 7- and 4-pin connectors
- Integrated Trailer Brake Controller
- Mirrors, outside: heated, power-adjustable
- Skid Plate Package
- Recovery hooks, front

EXPRESS VAN POLICE TRANSPORT

When space and utility are paramount, Express Police Transport Van delivers on a grand scale. Available in Cargo or Passenger configurations, it seats up to 15, has a towing capacity of up to 10,000 pounds,¹ and comes in both regular and extended 2500 or 3500 Series (1-ton) models, all featuring the standard StabiliTrak stability enhancement system. A 4.8L V8 is standard, with a 6.0L FlexFuel² V8 optional. For applications that demand the efficiency of a diesel, there's GM's Duramax 6.6L Turbo-Diesel V8. A dedicated Compressed Natural Gas (CNG) option is also available in a 3- or 4-tank system.



SELECT FEATURES

STANDARD

SAFETY AND SECURITY

- Frontal air bags³ with deactivation switch on all models
- Head curtain side-impact air bags³ (first 3 rows)
- Enhanced-technology glass for fourth and fifth rows (12- and 15-passenger seating)
- StabiliTrak stability enhancement system
- PASS-Key III theft-deterrent system
- OnStar⁴ 6-month Directions & Connections Plan with Turn-by-Turn Navigation (fleet delete available)
- Daytime running lamps
- Automatic headlamps
- Tire Pressure Monitoring System⁵

INTERIOR

- Front high-back, reclining bucket seats
- 8-passenger seating
- 12-passenger seating
- Console with storage, 3 cupholders, 2 power outlets
- AM/FM stereo with MP3 player
- Air conditioning, front and rear
- Full-length black rubberized-vinyl floor covering
- Tilt-adjustable steering column
- Power windows and door locks
- 110V power outlet

MECHANICAL

- Vortec 4.8L V8 with 285 hp and 295 lb-ft torque
- Oil Life Monitoring System
- 6-speed automatic transmission with Tow/Haul mode
- Independent front suspension
- 4-wheel disc anti-lock brake system
- Power steering
- Heavy-duty battery with rundown protection and retained accessory power

EXTERIOR

- Halogen headlamps
- Intermittent front windshield wipers
- Swing-out 60/40 passenger-side door
- Swing-out rear doors
- Manual rearview mirrors
- Stainless-steel exhaust system

OPTIONAL

- Seating options: 15-passenger seating, cloth seats, driver and front-passenger power seat adjustment
- Audio system with navigation system⁶
- Audio options: CD player, CD/MP3 player, USB port⁷, SiriusXM Satellite Radio with 3-month trial⁸, steering-wheel controls
- Bluetooth[®] wireless technology for select phones⁹
- Vortec 6.0L FlexFuel-capable² V8 with 324 hp and 373 lb-ft torque
- Duramax 6.6L Turbo-Diesel V8 with 260 hp, 525 lb-ft torque, and B20 biodiesel compatibility
- Compressed Natural Gas (CNG) option
- Trailering equipment
- Sliding passenger-side door
- Outside heated, power folding mirrors with turn signal indicators
- Remote Vehicle Starter includes Remote Keyless Entry and 2 transmitters with remote panic buttons
- Rear Vision Camera
- Ultrasonic Rear Parking Assist

¹Maximum trailer weight ratings are calculated assuming a properly equipped base vehicle, except for any option(s) necessary to achieve the rating, plus driver. The weight of other optional equipment, passengers, and cargo will reduce the maximum trailer weight your vehicle can tow.

²When running on E85, Express offers an EPA-estimated mpg of 11 city/16 hwy (6.0L V8). E85 FlexFuel capability is not available in AZ, CA, CT, DE, MA, MD, ME, NJ, NY, OR, PA, RI, VT, and WA. E85 is a combination of 85% ethanol and 15% gasoline. Go to afdc.energy.gov/afdc/fuels to see if there is an E85 fuel station near you.

³Always use safety belts and the correct child restraint for your child's age and size, even with air bags. Even in vehicles equipped with the Passenger Sensing System, children are safer when properly secured in a rear seat in the appropriate infant, child, or booster seat. Never place a rear-facing infant restraint in the front seat of any vehicle equipped with an active frontal air bag. See your vehicle Owner's Manual and child safety seat instructions for more information.

⁴Visit onstar.com for coverage map, details, and system limitations.

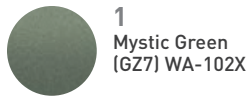
⁵Does not monitor spare tire.

⁶Map coverage includes only the 48 contiguous United States and portions of Hawaii and Canada. Not available in Alaska, Puerto Rico, or the Virgin Islands.

⁷Not compatible with all devices.

⁸If you subscribe after your trial period, *subscriptions are continuous until you call SiriusXM to cancel*. See SiriusXM Customer Agreement for complete terms at siriusxm.com. Other fees and taxes will apply. All fees and programming subject to change. For more information about NavTraffic, visit siriusxm.com/navtraffic. For more information about Travel Link, visit siriusxm.com/travelink. XM satellite service is available only to those in the 48 contiguous USA and DC. Sirius, XM, and all related marks and logos are trademarks of SiriusXM Radio, Inc.


⁹Go to gmtotalconnect.com to find out which phones are compatible with the vehicle.



1
Mystic Green
(GZ7) WA-102X



2
Red Hot
(GHY) WA-687F
(G7C) WA-130X



3
Phantom Black
Metallic
(GIE) WA-690F



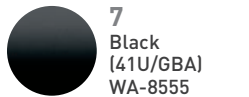
4
Heron White
(GII) WA-679F



5
Hugo Blue¹
(GYW) WA-831T




6
Silver Ice Metallic
(GAN/17U)
WA-636R



7
Black
(41U/GBA)
WA-8555




8
Summit White
(50U/GAZ)
WA-8624



9
Ashen Gray
Metallic
(GLJ) WA-810T



10
Sable Metallic¹
(G7U) WA-143X



11
Crystal Red
Tintcoat¹
(GBE) WA-505Q



12
Champagne
Silver Metallic
(GWT) WA-102V



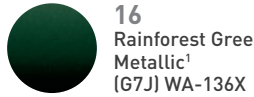
13
Tungsten Metallic
(GXG) WA-121V




14
Dark Blue
Metallic¹
(25U/9V7) WA-722J



15
Wheatland Yellow
(86U/9W3) WA-253A



16
Rainforest Green
Metallic¹
(G7J) WA-136X




17
Cyber Gray
Metallic¹
(GBV) WA-637R




18
Deep Ruby
Metallic
(GCE) WA-412P



19
Victory Red
(GCN) WA-9260



20
Brownstone
Metallic¹
(GWX) WA-105V



21
Deep Ocean
Blue Metallic¹
(G1K) WA-409Y

AVAILABLE EXTERIOR COLORS

CAPRICE PPV

1, 2, 3, 4, 5, 6

IMPALA LIMITED POLICE PACKAGE

6, 7, 8, 9

TAHOE PPV and SSV

6, 7, 8, 10, 11, 12, 13, 14, 15

SILVERADO CREW CAB 5W4

6, 7, 8, 13, 15, 16, 18, 19, 20, 21

EXPRESS VAN PRISONER TRANSPORT 1LS & 2LS

2, 6, 7, 8, 14, 15, 16, 17, 20 (cargo only)

¹Available at additional cost.

CONTACT INFO

For more information and to contact a Government District Sales Manager, go to:
gmfleet.com/gov-sales-managers

GM reserves the right to make changes at any time, without notice, in prices, colors, materials, equipment, specifications, models, and availability. Specifications, dimensions, measurements, ratings, and other numbers in this catalog and other printed materials provided at the dealership or affixed to vehicles are approximates based upon design and engineering drawings and prototypes and laboratory tests. Your vehicle may differ due to variations in manufacture and equipment. Since some information may have been updated since the time of printing, please check with your GM dealer for complete details. Some of the equipment shown or described throughout this publication may be available at extra cost, and/or is supplied by an independent supplier.

©2014 General Motors. All rights reserved. All text, images, graphics, and other materials in this publication are subject to the copyright and other intellectual property rights of General Motors. These materials may not be reproduced, distributed, or modified without the express written permission of General Motors. The marks appearing in this publication including, but not limited to: GM and the GM logo; Chevrolet and their respective logos, emblems, slogans, and vehicle model names and body designs; and other marks such as GM Fleet & Commercial are trademarks and/or service marks of General Motors, its subsidiaries, affiliates, or licensors.

For more detailed information, contact your District Sales Managers or Fleet Service Managers, or see the 2015 Chevrolet Police & Municipal Vehicles Technical Manual online at gmfleet.com.



For more information, visit gmfleet.com/police.

