

2008 IMPALA



2008 IMPALA



CHEVROLET

2008 IMPALA

IT DOESN'T JUST MEET EXPECTATIONS. IT EXCEEDS THEM.

You set a very high standard with everything you do. That applies to the car you drive. It also applies to the quality, comfort, safety and performance of the 2008 Chevrolet Impala. It's our most technologically sophisticated Impala yet, with the introduction of the StabiliTrak™ electronic stability control system on LTZ and SS. But there are plenty more reasons to experience Impala's rewarding brand of driving – from the authoritative V8 power of the Impala SS, to the confidence of the standard four-wheel disc brake system with ABS and traction control. And you get the added reassurance of five-star frontal crash safety ratings,* as well as the backing of the best coverage in Canada, with our 5-year/160,000 km Powertrain Limited Warranty,** in addition to 5-year/160,000 km Courtesy Transportation** and 24/7 Roadside Assistance.** Let's Go with confidence and enthusiasm. Chevrolet Impala.

*Five-star frontal crash rating is for driver and front passenger seating positions, in the frontal crash test. U.S. government star ratings are part of the National Highway Traffic Safety Administration's (NHTSA) New Car Assessment Program (NCAP) (safercar.gov).

**Whichever comes first. Conditions and limitations apply, see dealer for details.




**FIVE-STAR
FRONTAL CRASH
TEST RATING**

Impala SS, shown in Black with available equipment.



GM Canada's Oshawa, Ontario assembly facilities – including the home of the Chevrolet Impala – were recently recognized as the two most efficient plants in North America in the "Harbour Report North America 2007".

For more information about Impala, visit impala.gm.ca

LET'S GO 
CHEVROLET

IMPALA SS


V8 POWER. WHEN YOU WANT IT.

Authentic V8 power: there's nothing like it. The 5.3L small-block V8 in Impala SS generates a whopping 303 horsepower. But it isn't only the output that distinguishes this V8 – it features Active Fuel Management™ for enhanced fuel efficiency. Then factor in the enhanced control of StabiliTrak and the precision handling of the Sport Suspension. Top it off with styling details like a specific rear spoiler and 18-inch flangeless machined aluminum wheels and you can see that SS is the boldest looking – and boldest performing Impala in the lineup.

The 220 km/h speedometer and sport gauges are exclusive to Impala SS.



Active Fuel Management shuts down 4 of 8 cylinders under low-demand operating conditions, for increased fuel efficiency.



Dual stainless steel exhaust outlets with bright tips provide a performance styling detail.



Impala SS, shown in Silverstone Metallic with available equipment.

IMPALA SS

Impala SS interior, shown in Ebony with available equipment.

IT'S ALL ABOUT CONTROL.

Impala SS offers even more confident control than ever. That not only applies to its advanced control technology. The heated front bucket seats with leather-appointed seating surfaces are also responsive to your input, with power eight-way driver's seat and power six-way front passenger's seat adjusters. Even the radio provides a wealth of personal choice,

thanks to the standard XM Satellite Radio[™]* that gives you access to the largest playlist on the planet – played through the performance-enhanced Bose[®] amplified eight-speaker sound system. Clearly, it isn't only the engine that's performance oriented inside Impala SS.

*Includes three trial months beyond which service fees apply. Available in 10 Canadian provinces and 48 contiguous United States.

IMPALA

YOU'LL HAVE YOUR OWN REASONS FOR CHOOSING IMPALA.

What makes Impala such a popular choice on the Canadian road? People have their own reasons. For some, it's the advanced support of OnStar® with one year of the Safe & Sound Plan. Others are attracted to the choice of two FlexFuel engines that can run on E85 ethanol and feature torque-boosting variable valve timing (VVT): the 211 horsepower 3.5L V6 on LS and LT, and the 233 horsepower 3.9L V6 that's standard on LTZ. And let's not forget the remote vehicle starter that's standard on LT, LTZ and SS - it enables you to warm or cool the interior before you get inside. Impala - the more you know about it, the more reasons you'll find to choose it.



Impala LTZ, shown in Red Jewel Tintcoat with available equipment.

IMPALA INTERIOR



Impala LTZ interior shown in Neutral, with available Nuance leather-appointed seating surfaces and other available equipment.

IN THE ZONE.

Impala is designed to help you get into your own comfort zone, beginning with its spaciousness and available seating for up to six. And the driver's seat can be tailored to your preferences, thanks to the power eight-way adjuster that's on LTZ and SS, and the power six-way adjuster on

LS and LT. The same holds true for the climate system, with dual-zone climate controls on all but LS models. Even your gear has a place all its own, with flip-and-fold-flat rear seats on LTZ and SS models, available on LS and LT. Everyone and everything has its own zone inside Impala.



The innovative flip-and-fold-flat rear seats create an extended loading floor that is 1905 mm (75 in.) in length – more than long enough for oversized items, such as skis.



TECHNOLOGY

NEVER STAND STILL.

Technology never stands still – neither does the engineering you'll find in Impala. Even after Impala's 50 years on the road, there's always an innovation or feature that can enhance your driving experience. For 2008, the big news is the addition of the StabiliTrak electronic stability control system that's standard on LTZ and SS. It's just the latest example of how Impala delivers technology and quality engineering that you'd expect from a sedan costing thousands more. Impala: it keeps on going in the right direction.

1. STABILITRAK

The StabiliTrak electronic stability control system continuously monitors steering angle, wheel speeds, brake pressure and lateral acceleration. If the system detects a lateral skid, it intervenes by adjusting brake pressure and engine power to help return your vehicle to its intended driving line. StabiliTrak is standard on SS and LTZ models.

2. TORQUE AXIS ENGINE MOUNTS

Constant and consistent torque is applied to each driveshaft, thanks to a combination of the design of the engine mounts and the tripod universal joints, and the fact that the driveshafts are manufactured to achieve equal stiffness. A 50/50 weight distribution over each drive wheel also contributes to minimizing torque steer.

3. ALUMINUM ENGINE CRADLE

The very stiff yet exceedingly lightweight engine cradle reduces the amount of road noise and engine vibration that may penetrate Impala's interior.

4. GM OIL LIFE MONITORING SYSTEM

The GM Oil Life Monitoring System alerts you when it's time to change the engine oil. The system could extend the distance between oil changes up to 12,000 km (7200 mi.)* The result can be fewer oil changes, reducing service requirements and the consumption of non-renewable resources.

5. INNOVATIVE WIPER BLADE DESIGN

The flat wiper blade design minimizes streaking and wind noise by pre-forming the blade to conform to the curvature of the windshield.

6. HEAD CURTAIN SIDE-IMPACT AIR BAGS


Every Impala features the added protection provided by front and rear side air bags.**

7. DUAL-STAGE FRONTAL AIR BAGS

Standard dual-stage frontal air bags** are complemented by a front Passenger Sensing System that deactivates the air bag when the passenger seat is not being used, or when it is occupied by a child or small adult.

8. RIDE QUALITY

Impala's refined ride is the product of an enhanced 4-wheel independent suspension system that incorporates 4-stage strut valving and twin-tube dampers.



9. BRAKE PERFORMANCE

Electronic brake force distribution helps optimize brake performance by adapting to different loads, traction and vehicle speeds.

10. ELECTRONIC TRACTION CONTROL

Helping reduce wheelspin when accelerating on slippery surfaces, the standard full-function traction control system monitors wheelspin, then modulates it by reducing engine power and applying the brakes.


11. QUIET STEEL®

By sandwiching a layer of viscoelastic material between the layers of steel that separate the engine and the passenger compartment, Impala's Quiet Steel technology helps minimize exterior noise that can penetrate the passenger compartment.



FLEXFUEL E85 ETHANOL

The FlexFuel 3.5L V6 VVT and 3.9L V6 VVT engines can run on gasoline or a blend of up to 85 percent ethanol and 15 percent gasoline. This E85 renewable fuel is made from biomaterial, helping reduce carbon dioxide emissions, decreasing greenhouse gases and our dependence on petroleum.



VARIABLE VALVE TIMING

The 211 hp 3.5L V6 and 233 hp 3.9L V6 engines both feature variable valve timing (VVT). It helps maximize power and boost torque by continuously adjusting the opening and closing of an engine's valves using an electronically controlled variable camshaft phaser.



ACTIVE FUEL MANAGEMENT

The 303 hp 5.3L small-block V8 engine on Impala SS and the 233 hp 3.9L V6 VVT on Impala LTZ both feature Active Fuel Management. This feature increases fuel efficiency by shutting down half the engine's cylinders under low-demand operating conditions, such as when driving at highway speeds or on level stretches of road. When power demands increase, all cylinders are returned to operation. Cylinder deactivation and reactivation are barely perceptible.

12. FRONT-SEAT STRUCTURE

Tubular reinforcing members work with a rigid box seat structure, to help dissipate the energy of a moderate to severe side impact by transferring the force laterally.

13. SAFETY CAGE CONSTRUCTION

Impala surrounds you and your passengers with a protective, heavy-gauge reinforced-steel cage that helps prevent intrusions into the passenger compartment caused by a collision.

14. SAFETY BELT PRE-TENSIONERS

During a moderate to severe collision, the outboard front safety belt pre-tensioners are designed to cinch in, restricting forward movement.

15. WORLD-CLASS GAP TOLERANCES

Another measure of Impala's quality: the gaps between body panels are kept to microscopic tolerances, matching those found on much more expensive automobiles.

16. ROBOTIC BODY WELDING

To achieve high standards of precision, every one of Impala's 3153 body welds is performed robotically. In addition, all 1413 spot welds are done robotically at GM's fabrication plants. Robotic installation is also used to assemble large or fragile components.

17. TIRE PRESSURE MONITORING SYSTEM

The system detects when tire pressure is either too high or too low, and then alerts you through the Driver Information Centre. Standard on all models.

*Maintenance needs vary with different uses and driving conditions. Refer to the Impala Owner's Manual for more details.

**A NOTE ON CHILD SAFETY: Always use safety belts and proper child restraints, even in vehicles equipped with air bags. Even with the Passenger Sensing System, children are safer when properly secured in a rear seat. Never place a rear-facing infant restraint in the front seat of any vehicle equipped with an active air bag. Refer to the vehicle Owner's Manual and child safety seat instructions for more information.

IMPALA MODEL OVERVIEW

IMPALA LS

- 211 hp FlexFuel 3.5L V6 with variable valve timing
- 4-wheel disc brakes with anti-lock braking system (ABS)
- Traction control
- 16-in. steel wheels with bolt-on covers
- Tire pressure monitoring system
- Remote keyless entry
- Power 6-way driver's seat
- Air conditioning
- Driver Information Centre
- Power exterior mirrors, windows and power door locks
- Cruise control
- 6-speaker sound system with CD player
- OnStar with one year of the Safe & Sound Plan
- Head curtain side-impact air bags

IMPALA LT

Impala LT includes the LS features, plus:

- 17-in. aluminum wheels
- Remote vehicle starter
- Dual-zone climate controls
- Deluxe Driver Information Centre with compass and exterior temperature readouts
- Leather-wrapped steering wheel with sound system controls
- MP3 playback

IMPALA LTZ

Impala LTZ includes the LT features, plus:

- 233 hp FlexFuel 3.9L V6 with variable valve timing and Active Fuel Management
- StabiliTrak electronic stability control system
- 18-in. aluminum wheels
- Sport suspension
- Rear spoiler
- Dual exhaust outlets
- Content theft alarm system
- Power 8-way driver's seat
- Flip-and-fold-flat rear seats

IMPALA SS

Impala SS includes the LTZ features, plus:

- 303 hp 5.3L small-block V8 with Active Fuel Management
- Heavy-duty 4-speed automatic transmission
- 18-in. machine-faced flangeless aluminum wheels
- Dual exhaust outlets with bright tips
- Bose 8-speaker sound system
- XM Satellite Radio
- Techno steel interior trim
- Leather-appointed seating surfaces with heated front bucket seats
- Power 6-way front passenger seat

ACCESSORIES

GO YOUR OWN WAY.

You can personalize your Impala by first choosing the model that best reflects who you are. Then you can go even further with the added style and functionality of GM Accessories. They are the only accessories that are integrated into the process of designing your vehicle, ensuring that they look right and work right on your Impala. And only GM Accessories are backed by the 3-year/60,000 km New Vehicle Limited Warranty.* They can also be included in your new-vehicle lease or finance agreement through GMAC. Ask your dealer for a complete list of the GM Accessories available for Impala, or visit gm.ca

*Whichever comes first, when permanently installed by the dealer at the time you purchase or lease your new vehicle.

GM Accessories available for Impala include:

- Remote Vehicle Start
- Cargo Organizer
- Moulded Splash Guards
- Rear spoiler
- Accessory Wheels
- Cable - Portable Music Player
- Premium All-weather floor mats.



ONSTAR

OnStar* uses advanced communications technology to enhance your safety, security and convenience. OnStar Advisors can provide a wealth of information and perform a variety of diagnostic services. They can also provide assistance in an emergency. No wonder more than 5 million people have become OnStar subscribers and over 15 million calls are made each month on the built-in voice-activated, hands-free system. OnStar and one year of the Safe & Sound Plan are standard on all Impala models. See your dealer for more information on plans and services.



*OnStar services require vehicle electrical system (including battery), wireless service, and GPS satellite signals to be available and operating for features to function properly. OnStar acts as a link to existing emergency service providers. OnStar Hands-Free Calling requires a Hands-Free enabled vehicle, prepaid minutes or enrollment in a shared minutes plan and existing OnStar service contract. Subscription Service Agreement required.

XM SATELLITE RADIO

What's convinced more than seven million people to subscribe to XM Satellite Radio? How about the largest playlist on the planet, with musical genres that span everything from decades to dance, rock to rap and country to classical - broadcasting the most commercial-free music in digital quality sound? Or is it the news, talk, comedy and sports channels - including more than 1,000 NHL games - and all available from coast to coast? Now with 120 channels to enjoy, XM has revolutionized radio as we know it. And now you can enjoy XM Satellite Radio in your next General Motors vehicle. Ask your dealer for more information.



*Includes three trial months beyond which service fees apply. Available in 10 Canadian provinces and 48 contiguous United States.



IMPALA STANDARD & OPTIONAL FEATURES

SAFETY AND SECURITY

	LS	LT	LTZ	SS
Air bags – dual-stage, driver and front-passenger, frontal with Passenger Sensing System	S	S	S	S
Air bags – front to rear, side head curtain	S	S	S	S
Brake/transmission shift interlock	S	S	S	S
Door locks – power, programmable with lock-out protection	S	S	S	S
Door locks – rear doors, child-security	S	S	S	S
Headlights – Daytime Running Lights with automatic light control	S	S	S	S
Keyless entry system – remote, includes Panic feature	S	S	S	S
OnStar In-Vehicle Communications and Assistance Service – includes one year of the Safe & Sound Plan	S	S	S	S
Safety restraints – LATCH (Lower Anchors and top Tethers for Children), rear seats	S	S	S	S
Theft-deterrent system – audible/visible content theft alarm	–	–	S	S
Theft-deterrent system – electronic immobilizer	S	S	S	S
Traction control – electronic, full-function, engine and brakes	S	S	S	S

MECHANICAL

	LS	LT	LTZ	SS
Battery – with run-down protection	S	S	S	S
Brakes – power, 4-wheel disc	S	S	S	S
Brakes – 4-wheel anti-lock braking system (ABS)	S	S	S	S
Drive – front-wheel	S	S	S	S
Engine – 3.5L V6 VVT with SFI, FlexFuel (gasoline/ethanol) Horsepower – 211 @ 5800 rpm; Torque – 214 lb.-ft. @ 4000 rpm	S	S	–	–
Engine – 3.9L V6 VVT with SFI, FlexFuel (gasoline/ethanol) and Active Fuel Management Horsepower – 233 @ 5600 rpm; Torque – 240 lb.-ft. @ 4000 rpm	–	–	S	–
Engine – 5.3L V8 with SFI and Active Fuel Management Horsepower – 303 @ 5600 rpm; Torque – 323 lb.-ft. @ 4400 rpm	–	–	–	S
Engine – block heater	S	S	S	S
Exhaust system – aluminized stainless steel	S	S	S	S
Exhaust system – dual outlets	–	–	S	–
Exhaust system – dual muffler, dual outlets with bright tips	–	–	–	S
StabilTrak – electronic stability control system	–	–	S	S
Steering – power, rack-and-pinion	S	S	S	S
Suspension – 4-wheel independent	S	S	S	S
Suspension – Soft Ride	S	S	–	–
Suspension – Sport	–	–	S	S
Transmission – 4-speed automatic with overdrive	S	S	S	–
Transmission – heavy-duty 4-speed automatic with overdrive	–	–	–	S
Vehicle starter system – remote	O ¹	S	S	S

EXTERIOR

	LS	LT	LTZ	SS
Fog lights – projector beam	–	–	S	S
Glass – Solar-Ray®, tinted	S	S	S	S
Grille – chrome surround	S	S	S	S
Grille – SS specific	–	–	–	S
Mirrors – power remote control	S	S	–	S
Mirrors – power remote control, heated	–	–	S	O ²
Mouldings – rocker, body-colour	S	S	S	S
Mouldings – bodyside, body-colour	O	O	O	O
Spoiler – rear deck-lid	O	O	S	S

EXTERIOR (continued)

	LS	LT	LTZ	SS
Sunroof – power, sliding glass panel with sunshade ³	O	O	O	O
Tires – P225/60R16 all-season	S	–	–	–
Tires – P225/55R17 all-season	–	S	–	–
Tires – P235/50R18 all-season	–	–	S	S
Wheels – 16" x 6.5" steel with bolt-on wheel covers (A)	S	–	–	–
Wheels – 17" x 6.5" machined aluminum (C)	–	S	–	–
Wheels – 18" x 7" multi-spoke aluminum (D)	–	–	S	–
Wheels – 18" x 7" flangeless machined aluminum	–	–	–	S
Wheels – 18" x 7" flangeless chromed aluminum (E)	–	–	–	O
Windshield wipers – flat-blade, 2-speed with variable delay (intermittent)	S	S	S	S
LS Sport Package – includes flip-and-fold-flat rear seat, 16" x 6.5" 5-spoke painted aluminum wheel (B) and rear deck-lid spoiler	O	–	–	–

INTERIOR

	LS	LT	LTZ	SS
Accents – simulated walnut burl	S	S	S	–
Accents – brushed metallic	O	O	O	–
Accents – techno steel	–	–	–	S
Air conditioning – manual	S	–	–	–
Air conditioning – manual, dual zone	–	S	S	S
Air filtration system – pollen filter	S	S	S	S
Cargo convenience net	S	S	S	S
Cruise control – steering wheel-mounted, electronic with resume, coast and decelerate/accelerate features	S	S	S	S
Defogger – electric rear-window	S	S	S	S
Floor mats – front and rear, carpeted	S	S	S	S
Heater ducts – rear seat, floor	S	S	S	S
Instrumentation – analogue gauges (includes speedometer, tachometer, coolant temperature and fuel gauges) and Driver Information Centre (includes system problem notification, low oil pressure, GM Oil Life Monitoring System, low fuel level, low washer fluid level and trunk open indicators)	S	S	S	S
Instrumentation – Deluxe Driver Information Centre (includes exterior temperature and compass display)	O	S	S	S
Instrumentation – tire pressure monitoring system	S	S	S	S
Lights – courtesy, delayed illuminated entry/exit, theatre dimming, front and rear courtesy/reading and trunk	S	S	S	S
Retained accessory power	S	S	S	S
Steering column – tilt adjustable	S	S	S	S
Steering wheel – leather-wrapped with sound system controls	O ⁴	S	S	S
Sunshades – LH and RH padded; extendable with vanity mirrors	S	S	–	–
Sunshades – LH and RH padded; extendable with illuminated vanity mirrors	–	–	S	S
Trunk – release, power remote	S	S	S	S
Universal home remote – 3-channel transmitter ⁵	O	O	O	O
Windows – power, driver's express-down feature and passenger window lock-out features	S	S	S	S
Mirror Package – includes electrochromic auto-dimming and heated exterior rear-view mirrors	–	–	S	O

1 Requires Deluxe Driver Information Centre.
2 Included with Mirror Package.
3 Includes universal home remote 3-channel transmitter.
4 Included with up-level sound system.
5 Included with power sunroof.

SEATS

	LS	LT	LTZ	SS
Cloth front bucket seats – with 5-passenger seating, floor shifter and front floor console	S	S	S	–
Cloth front bucket seats – with 6-passenger seating, column shifter, flip-and-fold cushion/console	O	O	O	–
Front bucket seats with heated leather-appointed seating surfaces – with 5-passenger seating, floor shifter, front floor console and power 6-way front-passenger adjuster	–	–	O	S
Front bucket seats with heated leather-appointed seating surfaces – with 6-passenger seating, column shifter, flip-and-fold cushion/console and power 6-way front-passenger adjuster	–	–	O	–
Power 6-way driver with manual recliner and lumbar adjuster and manual reclining front-passenger adjuster	S	S	–	–
Power 8-way driver with power recliner, manual lumbar adjuster and manual reclining front-passenger adjuster	–	–	S	S
Seatback – rear, 60/40 split flip-and-fold-flat	O	O	S	S

SOUND SYSTEMS

	LS	LT	LTZ	SS
All Impala sound systems include an electronically tuned AM/FM stereo with seek up/down, scan, auto tone control, speed-compensated volume control, auxiliary audio input jack, TheftLock® and digital clock				
AM/FM stereo with CD player	S	–	–	–
AM/FM stereo with CD player, MP3 playback and Radio Data System® (RDS)	O ⁶	S	S	S
AM/FM stereo with in-dash 6-disc CD changer, MP3 playback and Radio Data System® (RDS)	O ⁶	O	O	O
XM Satellite Radio ⁷	O	O	O	S
6-speaker sound system	S	S	S	–
8-speaker Bose sound system	–	O ⁸	O ⁸	S
Bose XM Entertainment Package – includes Bose sound system and XM Satellite Radio ⁸	–	O	O	S

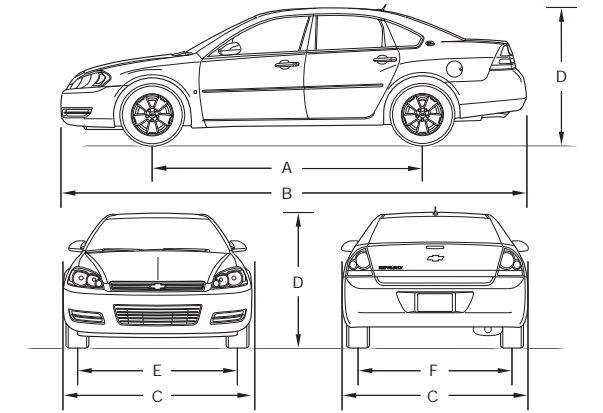
6 Includes leather-wrapped steering wheel with sound system controls.
7 Includes three trial months beyond which service fees apply. Available in 10 Canadian provinces and 48 contiguous United States.
8 Requires up-level sound system.
S – Standard. O – Optional individually or in combination with other optional equipment.

TOWING

3.5L V6 VVT 2.86 final drive ratio; 454 kg (1000 lb.) maximum gross trailer weight ¹
3.9L V6 VVT 3.29 final drive ratio; 454 kg (1000 lb.) maximum gross trailer weight ¹
5.3L V8 2.93 final drive ratio; 454 kg (1000 lb.) maximum gross trailer weight ¹

¹When properly equipped, includes weight of trailer, cargo, passengers and equipment. All towing recommendations are subject to change. Trailer tongue load should be 10% of the maximum trailer weight but should not exceed the load rating specified for that vehicle, engine or hitch combinations. See your dealer or refer to the Impala Owner's Manual for details.

DIMENSIONS



EXTERIOR, mm (in.)

Wheelbase (A)	2807 (110.5)
Length (B)	5090 (200.4)
Width (C)	1851 (72.9)
Height (D)	1491 (58.7)
Front tread (E)	1585 (62.4)
Rear tread (F)	1562 (61.5)


INTERIOR, mm (in.) front/rear

Headroom	1001/961 (39.4/37.8)
Legroom	1076/954 (42.3/37.6)
Shoulder room	1490/1488 (58.7/58.6)
Hip room	1432/1452 (56.4/57.2)

CAPACITIES/WEIGHT

Trunk, L (cu. ft.)	527 (18.6)	
Fuel tank, L (imp. gal.)	64 (14.0)	
Curb weight (est.), kg (lb.)	Impala LS	1611 (3553)
	Impala LT	1649 (3637)
	Impala LTZ	1667 (3675)
	Impala SS	1683 (3712)

WHEELS



A – 16" bolt-on wheel cover, standard on LS.
B – 16" 5-spoke painted aluminum wheel included with LS Sport Package.
C – 17" machined aluminum, standard on LT.
D – 18" multi-spoke aluminum, standard on LTZ.
E – 18" flangeless chromed aluminum, available on SS. 18" flangeless machined aluminum, standard on SS (not shown).

EXTERIOR COLOURS



The exterior colours in this brochure are as close to the actual vehicle production colours as the printing process allows. For more accurate colour samples, ask your sales consultant to see the dealer showroom vehicle colour display.

*Denotes availability on Impala SS.

†Available at extra cost.

INTERIOR FABRICS



EXTERIOR/INTERIOR COLOUR COMPATIBILITY

Exterior	Interior	19 – Ebony	52 – Neutral	83 – Titanium
27 – Precision Red*		•	•	•
37 – Imperial Blue Metallic		•	•	•
40 – White*		•	•	•
41 – Black*		•	•	•
42 – Dark Silver Metallic		•	•	•
51 – Gold Mist Metallic		•	•	•
67 – Silverstone Metallic*		•	•	•
76 – Mocha Bronze Metallic		•	•	•
80 – Red Jewel Tintcoat*†		•	•	•
87 – Slate Metallic		•	•	•

*Denotes availability on Impala SS.

†Available at extra cost.

A NEW LEVEL OF CONFIDENCE.

It isn't only the performance, value and safety of the 2008 Impala that will fill you with confidence. Impala is also backed by the best coverage in Canada:

- 3-year/60,000 km New Vehicle Limited Warranty*
- 5-year/160,000 km Powertrain Limited Warranty, with \$0 deductible on repairs and the warranty is fully transferable at no charge*
- 5-year/160,000 km Courtesy Transportation*
- 5-year/160,000 km 24/7 Roadside Assistance*
- 6-year/160,000 km rust-through perforation coverage*
- 8-year/130,000 km coverage on catalytic converters and powertrain control modules (PCMs).*

*Whichever comes first. Conditions and limitations apply, see dealer for details.

OTHER OWNERSHIP PRIVILEGES AND PROGRAMS:†

- **GM Protection Plan (GMPP)** – the only extended service plan backed by the resources and commitment of General Motors, GMPP may be purchased at the time of your sale or lease, or subsequently during the New Vehicle Limited Warranty period
- **GM Goodwrench Service** – with GM-certified technicians and GM-approved parts, nobody knows your GM vehicle better.

†Conditions and limitations apply.

TO HELP YOU PURCHASE OR LEASE A NEW VEHICLE:

- **GMAC Express Credit Application** – a convenient way to get pre-approved credit towards the purchase or lease of your next GM vehicle
- **GMAC Purchase Financing** – on the spot financing at your GM dealership†
- **GMAC SMARTLEASE®** – a smart alternative to traditional financing†
- **GMAC SMARTWEAR™** – worry-free leasing protecting you against unexpected excess wear costs. Must be purchased when signing a GMAC SMARTLEASE agreement†
- **The GM Card** – eligible cardholders may be able to redeem up to \$3500 on GM Card® Earnings toward the total purchase price or lease down payment on selected vehicles. For more information on The GM Card please call 1-800-461-3279.†

†Conditions and limitations apply. ††Subject to eligibility.

INFORMATION RESOURCES:

You can find more information about these programs from your GM dealer, or at these information centres:

- The GM website at gm.ca
- The GM Customer Communication Marketing Centre at 1-800-GM-DRIVE (1-800-463-7483 or 1-800-263-3830 for TDD users)
- For information about GMAC visit gmac.ca or call 1-800-616-4622.



A WORD ABOUT THIS BROCHURE

Some of the equipment shown or described throughout this brochure may be available at extra cost. We have tried to make this brochure comprehensive and factual. We reserve the right, however, to make changes at any time, without notice, in prices, colours, materials, equipment, specifications, models and availability. Specifications, dimensions, measurements, ratings and other numbers in this brochure and other printed materials provided at the dealership or affixed to vehicles are approximates based upon design and engineering drawings and prototypes and laboratory tests. Your vehicle may differ due to variations in manufacture and equipment. Since some information may have been adapted since the time of the printing, please check with your GM dealer for complete details. General Motors of Canada Limited reserves the right to lengthen or shorten the model year for any product, for any reason, or to start and end model years at different times.

A WORD ABOUT ASSEMBLY

GM vehicles are equipped with engines and components produced and assembled by different operating units of General Motors, its subsidiaries and suppliers and these engines and components may change or be obtained from different sources from time to time. All such engines and components are approved for use in GM vehicles. Certain equipment ordered may be unavailable at the time of assembly and we suggest that you verify that your vehicle includes the equipment you ordered, or if there are changes, that they are acceptable to you.

TRADEMARKS

The marks appearing in this brochure including, but not limited to: General Motors, GM, the GM emblem, the GM Canada website address, the GM Accessories logo, Chevrolet, the Chevrolet emblem, Impala, SS and their respective logos, emblems, slogans and vehicle model names and body designs; and other marks such as Active Fuel Management, StabiliTrak and Solar-Ray are trademarks of General Motors Corporation and/or General Motors of Canada Limited, its subsidiaries, affiliates or licensors.

GMAC is a registered trademark of the General Motors Acceptance Corporation of Canada, Limited. SMARTLEASE is a registered trademark and SMARTWEAR is a trademark of GMAC.

OnStar, the OnStar logo and the OnStar button are registered trademarks of the OnStar Corporation.

TheftLock is a registered trademark of Delphi Automotive Systems.

Bose is a registered trademark of the Bose Corporation.

Radio Data System (RDS) is a registered trademark of the U.S. National Association of Broadcasters.

Quiet Steel is a registered trademark of Material Sciences Corporation.

The XM name and related logos are registered trademarks of XM Canada, Canadian Satellite Radio, Inc.

COPYRIGHT

© Copyright 2007 General Motors of Canada Limited. All Rights Reserved. All text, images, graphics, and other materials in this brochure are subject to the copyright and other intellectual property rights of General Motors Corporation and/or General Motors of Canada Limited. These materials may not be reproduced, distributed or modified without the express written permission of General Motors Corporation and/or General Motors of Canada Limited.

Printed in Canada, June 2007.



Canada 

TAKING ACTION TODAY. FOR TOMORROW.

At General Motors, our commitment to environmentally friendly transportation starts right at the top:

"What we do at General Motors profoundly affects the lives of many people. As the world's largest maker of cars and trucks, we realize our impact extends beyond those who drive our vehicles, who work here and who live in our communities. We also know that our actions today can positively affect the lives of future generations. It's a huge responsibility, but also a great opportunity. And that's why corporate responsibility is an integral part of everything we do at GM.

We're determined to be part of the solution to the environmental issues that we as a global community are facing. To that end, GM is investing billions of dollars in a broad-based advanced technology strategy to help reduce the world's dependency on oil. This includes everything from biofuels like E85 ethanol, to plug-in hybrids, to electrically driven vehicles powered by advanced batteries and hydrogen fuel cells. We've also made steady and significant progress over the past five years to reduce our own energy use, conserve natural resources and decrease greenhouse gas emissions from GM products and facilities."

Rick Wagoner

Chairman and Chief Executive Officer, General Motors

greenbydesign.gm.ca



LET'S GO



CHEVROLET