

1996 Chevrolet Impala SS



Impala SS. So Much For Arriving Unnoticed.

Everything about Impala SS is true to its legendary heritage. The specifications alone are enough to cause consternation in Stuttgart. A Corvette-derived, LT1 V8 engine with 260 horsepower provides outstanding performance through a wide rpm range.

The mean, clean look is enhanced by totally indiscreet 17" BF Goodrich Comp T/As on custom-designed 5-spoke aluminum wheels. And the V8 performance is enhanced by a sport suspension with de Carbon shocks,

quick-ratio steering, and four-wheel disc brakes with ABS.

There are other sport sedans offering similar V8 power and performance technology.

They also happen to cost thousands more than Impala SS.



The Interior Is Strictly Super Sport.

Now, here's a sport sedan interior you can really get comfortable in. The front bucket seats are deeply contoured and all passengers enjoy leather seating surfaces. Up front or in back, you and your passengers will enjoy more room than you'd find in the largest Mercedes-Benz.

Luxury features — including power windows and door locks, power driver seat, and a superb AM/FM stereo with cassette tape player — are all around you.

Buckets. Console. Floor shifter. All in a great big luxury interior. Yes, this is the way driving should be.



Full Instrumentation

New sport instrument cluster includes 160-mph analog speedometer, and tachometer.

Impala SS interior in Gray.



Chevro

Impala SS Buyer's Guide

Standards & Options

EXTERIOR	Impala SS
Base-coat/clear-coat paint	S
Black taillight moldings	S
Body-color grille	S
Body-color front and rear lower-body fascias	S
Body-color wheel-opening moldings, door handles and rocker moldings	S
Deck-lid spoiler, body-color	S
"Impala" emblem on rear deck lid	S
"Impala SS" emblem on rear-quarter panels	S
Front cornering lamps	S
Power antenna	S
Heat-reflective windshield	O
Two-side-galvanized steel body panels (except roof)	S
INTERIOR	
Automatic day/night rearview mirror	S
Air conditioning (with CFC-free refrigerant)	S
Black-satin finish on instrument panel and door trim panels	S
Carpeted front and rear floor mats	S
Center console floor shift, with armrest and cup holder	S
Child security rear-door locks	S
Delayed illuminated entry system	S
Deluxe luggage compartment trim	S
Driver and front-passenger air bags	S
Dual visor mirrors (right-hand illuminated)	S
Electronic speed control	S
Front and rear compartment reading lamps	S
Front Sport bucket seats	S
Gauges: voltmeter, oil pressure and coolant temperature	S
Instrument panel warning lamps: low-fuel, low-oil, low-washer-fluid levels	S
Intermittent wiper system	S
Leather seating surfaces	S
Luggage-area convenience net	S
Mirrors, twin electric remote	S
PASS-Key II theft-deterrent system	S
Power door-lock system	S
Power seat: driver	S
Power seat: front passenger	O*
Power trunk opener	S
Power windows with driver's Express-Down feature	S
Rear-window defogger and heated outside rearview mirrors	S
Remote Keyless Entry w/trunk release	O*
Scotchgard™ Protector on floor carpeting and mats	S
Tachometer	S
Tilt-Wheel™ Adjustable Steering Column	S
Twilight Sentinel headlamp system	O*

DELCO ELECTRONICS SOUND SYSTEMS

Impala SS

Electronically tuned AM/FM stereo with Automatic Tone Control, seek-scan, digital clock, cassette tape player, TheftLock, Speed-Compensated Volume, Delco-Loc II, coaxial front and extended-range rear speakers

S

Electronically tuned AM/FM stereo with Automatic Tone Control, seek-scan, digital clock, compact disc player, TheftLock, Speed-Compensated Volume, coaxial front and extended-range rear speakers

O

POWER TEAMS/CHASSIS

5.7 Liter V8 with Sequential Fuel Injection	S
4-speed automatic transmission: electronically controlled w/overdrive	S
Brakes: Power four-wheel disc with ABS	S
Brake/transmission shift interlock	S
Limited slip differential	S
Oil-change monitor	S
Quick-ratio power steering	S
Rear-wheel drive	S
Suspension: Special Ride and Handling	S
Stainless-steel exhaust system	S
Transmission oil cooler	S

WHEELS/TIRES

Tires: P255/50ZR-17 Performance	S
Wheels: 17" cast-aluminum with "Impala" emblem	S

S — Standard. O — Optional. *Included in Special-Value Package 1SE.


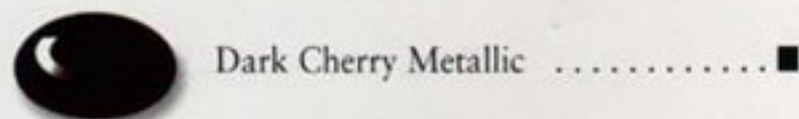

NOTE: Don't use tire chains; they can damage your car.

Impala SS Colors and Trim

INTERIOR COLOR

EXTERIOR COLORS

Gray



Impala SS Features And Options



LT1 V8 Engine
Standard. The LT1, 5.7 Liter V8 with Sequential Fuel Injection is so advanced you can travel up to 100,000 miles before the first scheduled tune-up.* Horsepower is 260 at 5000 rpm.



ABS/4-Wheel Disc Brakes
Standard. Four-wheel anti-lock brakes reduce wheel lockup during severe braking and are designed to help you maintain steering control, even in a panic stop in rain or snow.

Stereo With CD Player
Optional. Impala SS sound systems — with standard cassette tape player or optional CD player — feature Automatic Tone Control and Speed-Compensated Volume.



Pass-Key II
Standard. PASS-Key II is a totally passive theft-deterrent system. Only your specially coded ignition key starts your Impala SS. If an attempt is made to start the car without the proper key, the ignition system is disabled.



Remote Keyless Entry
Optional. Lock or unlock your car, turn on the interior lights or open the trunk with this Remote Keyless Entry system.

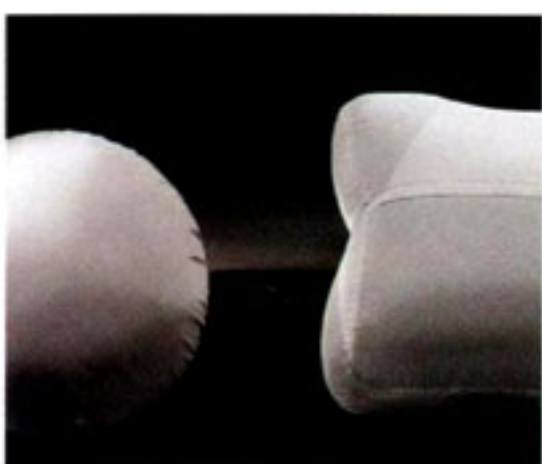


Cup Holder
Standard. Other interior conveniences include in-door storage bins, passenger-side lighted visor mirror, courtesy lighting, and a power remote trunk opener.

Cornering Lamps
Standard. Front cornering lamps that illuminate with turn signals help light the way at night.



Special Ride And Handling Suspension
Standard. Specially tuned de Carbon shock absorbers deliver impressive ride characteristics and road feel. The Ride and Handling Suspension also includes front and rear stabilizer bars.



Dual Air Bags
Driver and front-passenger air bags are standard. These air bags have been designed to provide you with enhanced protection when used in conjunction with safety belts. A special note: always wear safety belts, even with air bags.



Two-Side-Galvanized Steel
Standard. Unsurpassed protection against corrosion is provided by the use of two-side-galvanized steel for all exterior body panels except the roof.

*Maintenance needs vary with different uses and conditions. Please see your owner's manual for details.

Data

EXTERIOR DIMENSIONS (in.)

Wheelbase	115.9
Length (overall)	214.1
Width (overall)	77.5
Height (overall)	54.7
Track width—front	62.3
Track width—rear	62.7

INTERIOR DIMENSIONS (in.)

Head room—front	39.2
Head room—rear	37.9
Leg room—front	42.2
Leg room—rear	39.5
Shoulder room—front	63.4
Shoulder room—rear	63.4
Hip room—front	57.0
Hip room—rear	56.9

CAPACITIES

Passenger capacity	5
Luggage capacity (cu. ft.)	20.4
Fuel tank capacity (gal.)	23.0

TRAILERING

Trailer classification	Light
Gross trailer weight (lbs., up to)	2000
Maximum torque load (lbs.)	240*

*With weight-distributing hitch.

TURN PLASTIC INTO STEEL WITH THE GM CARD®. The GM MasterCard®, with no annual fee, is the revolutionary financial vehicle specifically designed to help put you behind the wheel. Every time you use it, GM will credit 5% of your purchase toward buying or leasing the GM car or truck of your dreams. It could mean saving hundreds, even thousands of dollars over and above any other discounts or rebates. Call 1-800-8GM-CARD for more information, including annual limits and restrictions.



SMARTLEASE BY GMAC makes it easy to enjoy the performance and luxury of Impala SS. With SMARTLEASE, qualified customers can be approved in about one hour, and you enjoy low SMARTLEASE monthly payments. Plus, SMARTLEASE offers you choices at the end of your lease. You can either buy your Impala SS at a price guaranteed up front, or return your vehicle with no other obligations — assuming the terms of the lease have been met. For more information about SMARTLEASE, or any of the other quality GMAC financing options, see your Chevrolet dealer or call 1-800-32-SMART.



Impala SS Safety Features

OCCUPANT PROTECTION

- Supplemental Inflatable Restraint: manual lap/shoulder safety belts and air bags, driver/front passenger
- Manual lap/shoulder safety belts, outboard rear-seat positions
- Manual lap safety belt, center rear-seat position
- Energy-absorbing steering column
- Energy absorbing instrument panel
- Interlocking door latches
- Safety armrests
- Breakaway inside rearview mirror
- Security door locks and door-retention components
- Laminated windshield glass, urethane-bonded
- Head restraints, front, adjustable
- Side-door beams
- Passenger-guard inside door-lock handles
- Safety belt use reminder system
- Front and rear crush zones
- Tempered safety glass, side and rear windows
- Child security rear-door locks
- Dual sun visors
- Pressure-lock radiator cap
- Power windows with lockout switch.

CRASH AVOIDANCE

- Side-marker lamps and reflectors
- Parking lamps
- Four-way hazard-warning flashers
- Backup lamps
- Directional signal control
- Windshield defrosters, washers and multi-speed wipers
- Inside day/night rearview mirror
- Outside rearview mirrors
- Brake system with dual master cylinder plus warning light
- Center high-mounted stop lamp
- Starter safety switch
- Dual-action hood latch
- Low-glare finish (inside windshield moldings, wiper arms and blades, metallic steering wheel surfaces)
- Illuminated heater and defroster controls
- Tires with built-in tread-wear indicators
- Audible disc brake lining-wear indicators
- Four-wheel anti-lock brake system (ABS)
- Brake/transmission shift interlock.

THEFT DETERRENCE

- Visible vehicle identification number
- Laser-etched VIN plate
- Theft-deterrent steering column lock
- PASS-Key II personal security system.



A note about air bags:
Always wear safety belts,
even with air bags.

A Word About ...

CUSTOMER ASSISTANCE

The Chevrolet Customer Assistance Center (CAC) has a special toll-free number (1-800-222-1020). It puts you in contact with Chevrolet experts who can handle any product/service question or problem you may have.

GM PROTECTION PLAN

The available GM Protection Plan offers service protection in addition to that provided by GM's new-vehicle limited warranty. Ask your dealer about it. Coverage available only in the U.S. and Canada.

ENGINES

Chevrolets are equipped with engines produced by different operating units of GM, its subsidiaries or suppliers to GM worldwide.

CORROSION PROTECTION

Chevrolets are designed and built to resist corrosion. All body sheet-metal components are warranted against rust-through corrosion for 6 years or 100,000 miles, whichever comes first. Application of additional rust-inhibiting materials is not required under the corrosion coverage and none is recommended.

ASSEMBLY

Chevrolets are assembled by different operating units of General Motors, its subsidiaries or suppliers to GM worldwide. Chevrolets incorporate thousands of components produced by different operating units of GM, its subsidiaries or suppliers to GM worldwide. We sometimes find it necessary to produce Chevrolets with different or differently sourced components than originally scheduled. All such components have been approved for use in Chevrolets and will provide the quality performance associated with the Chevrolet name. Since some options may be unavailable when your vehicle is assembled, we suggest that you verify that your vehicle includes the equipment you ordered or, if there are changes, that they are acceptable to you.

UPDATED SERVICE INFORMATION

Chevrolet regularly sends its dealers useful service bulletins about Chevrolet products. Chevrolet monitors product performance in the field. We then prepare bulletins for servicing our products better. Now you can get these bulletins, too. Ask your dealer. To get ordering information, call toll free 1-800-551-4123.

IMPORTANT: A WORD ABOUT THIS CATALOG

We have tried to make this catalog as comprehensive and factual as possible. We reserve the right, however, to make changes at any time, without notice, in prices, colors, materials, equipment, specifications, models and availability. Since some information may have been updated since the time of printing, please check with your Chevrolet dealer for complete details.

General Motors, GM, the GM Emblem, Impala, the Impala Emblem, Chevrolet and the Chevrolet Emblem are registered trademarks of the General Motors Corporation. Scotchgard is a trademark of the 3M Corp. PASS-Key is a registered trademark of the Delco Electronics Corporation. GMAC and SMARTLEASE are registered trademarks of the General Motors Acceptance Corporation. ©1995 General Motors Corporation. All rights reserved.


Genuine Customer Care. You Never Travel Alone.

Your complete satisfaction with your new Impala SS — from the day you buy it to the day you sell it — is really what it's all about. Genuine Customer Care means we'll be here when you need us, no matter where you are in the U.S.A.

Genuine Customer Care is a comprehensive owner-protection plan that includes the following:

Bumper to Bumper Warranty

The GM 3-year/36,000-mile (whichever comes first) limited warranty

 covers repairs for all 1996 Impalas, including labor and parts, to correct any defects in material or workmanship occurring during the warranty period. Warranty features include air conditioning repair, towing and no-cost warranty transfer. There is also emissions-control system coverage, which varies by geographical region.


There is no deductible.

The Impala SS body is warranted for rust-through protection for 6 years or 100,000 miles (whichever comes

first). Application of additional rust-inhibiting materials is not required under the corrosion coverage and none is recommended. See your Chevrolet dealer for full terms of this limited warranty.

24-Hour Roadside Assistance

Lost? We'll help you find your way. Locked out? We'll get you back in

 your car. Out of gas? We'll get you gas. Roadside Assistance

is provided through a toll-free number (1-800-CHEV-USA) 24 hours a day, 365 days a year. Roadside Assistance offers two levels of service, *Basic Care* and *Courtesy Care*.

Roadside Basic Care provides:

- Free towing for warranty repairs (to closest dealer)
- Over-the-phone basic technical advice
- Available dealer services at reasonable costs (i.e., wrecker services, locksmith/key service, glass repair, etc.).


Roadside Basic Care covers you for as long as you own your Impala SS.

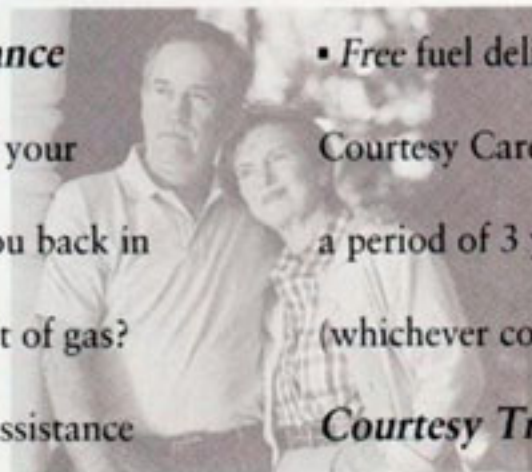
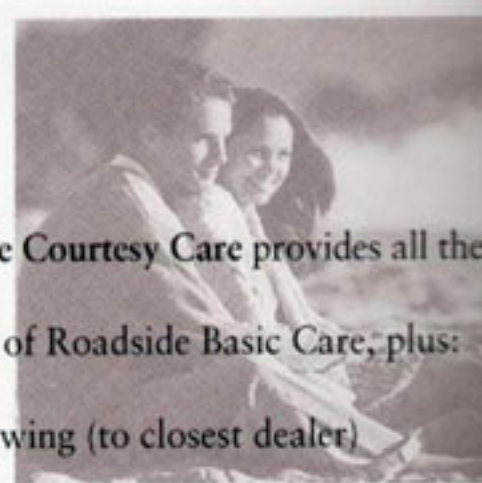
Roadside Courtesy Care provides all the features of Roadside Basic Care, plus:

- Free towing (to closest dealer)
- Free locksmith/key service (when keys are lost on the road or locked inside)
- Free flat tire service and jump start
- Free fuel delivery on the road.

Courtesy Care is available to you for a period of 3 years or 36,000 miles (whichever comes first).

Courtesy Transportation

Customers who purchase or lease a 1996 Impala SS will be able to take  advantage of Courtesy Transportation at no additional charge when their vehicles are left at a participating dealership for repairs covered under the 3-year/36,000-mile limited warranty. See your participating dealer for details.





36 USC 280



GENUINE CHEVROLET®

Proud Sponsor of the 1996 U.S. Olympic Team

