

*G15 Pickups*

**GMC**  
TRUCK



**WITH 160 HP 4.3L VORTEC V6 POWER**

*Great Value  
and Quality*

**A BIG STEP UP FROM  
ORDINARY COMPACT PICKUPS**


Continuing refinement has made GMC Truck's S-15 Pickup one of the most popular compact trucks on the road. And for '89, the tradition of improvement goes on, with developments that make it a better truck for your needs...and a better value for your dollar.

**Hottest V6 available in a compact truck.** The available 4.3 Liter Vortec V6 with Electronic Fuel Injection generates 160 SAE net horsepower. That's more V6 power than any compact pickup can offer, excluding other GM vehicles.

**Highest trailer-towing capacity available in its class.** A properly equipped 2-WD S-15 can pull gross trailer weights up to 6000 lb — more towing muscle than any compact pickup, exclusive of other GM vehicles (weight includes the trailer, its equipment and everything in it).

**New standard rear wheel anti-lock braking.** Helps provide stable, smooth stops, empty or loaded, on slick or dry pavement. (On 4x4 models, the anti-lock system operates only when in 2-WD.)

**Insta-Trac 4-WD System.** This advanced system eliminates the need to get out and lock, and later unlock, the



4.3L Vortec V6 Engine

hubs. Also, the vehicle does not need to be stopped and backed up to shift into 2-WD. A new transfer case affords smoother, quieter operation in low range.

**S-15 Pickup Value Packages.** S-15 Pickups offer substantial savings

when purchased with available Value Packages. See page 17 for details.

**POWER THAT SAYS MOVE UP...  
OR MOVE OVER**

The available 4.3 Liter Vortec V6 engine opens up a whole new adventure in compact truck performance. The biggest, most powerful V6 in S-15 Pickup's class, it provides plenty of get-up when you want to go. Plus high-torque pulling power for hauling big trailers or heavy cargo loads. You can also choose the available 2.8 Liter V6 (standard on 4x4 models) for lively performance in every driving situation. Or, go with the standard 2.5 Liter Tech IV (2-WD models only).

<i>Index</i>	PAGE
Sierra Classic . . . . .	4-5
High Sierra . . . . .	6-7
Sierra . . . . .	8-9
4x4 Features . . . . .	10-11
Quality Features . . . . .	12-13
Engines . . . . .	14
Exterior Paints/Colors . . . . .	15
Options/Value Packages . . . . .	16-17
Technical Information . . . . .	18
Standard & Available Equipment . . . . .	19
Trailering . . . . .	Back Cover
Owner Benefits . . . . .	Back Cover



The lineup of S-15 Pickup models and accessories in this catalog offers you the most choices for work or play.

2-WD Sierra Classic Club Coupe shown. Seats four with available rear jump seats. Tires are supplied by various manufacturers.

# Sierra Classic

**STRICTLY  
UPWARD  
MOBILITY**

## DISTINCTIVE LOOKS AND LUXURY

Sierra Classic elegance. It's everything you'd expect in a top-of-the-line trim package, and then some.

The street-smart exterior features bright trim, black accents and chrome front bumper. Rally wheels add a dash of distinction to 2-WD models. All this plus a choice of ten solid exterior colors, including new Woodlands Brown Metallic. Or add the custom touch of three available two-tone paint schemes. See page 15 for details.

## COMFORT WITH CLASS

Step in and settle down in luxury that's more like a car than a truck. The comforts begin with a 3-passenger bench seat in your choice of Custom Cloth or Custom Vinyl. Or choose available high-back bucket seats in Custom Vinyl or Special Custom Cloth. Club Coupe models offer available reclining front bucket seats with seating areas covered with genuine leather in Charcoal or Saddle colors. Seat upholstery, full-floor carpeting


and interior trim panels are coordinated in your choice of Saddle, Charcoal, Carmine or new Dark Blue.

## EXTRA CONVENIENCE

Sierra Classic is big on standard features. It comes with full-gage instrument cluster including a new high-accuracy electric speedometer, floor carpeting, right-hand visor mirror, special interior trim panels, Rally wheels on 2-WD models and special exterior trim. See page 19 for listing of standard and available equipment.

Top: Sierra Classic Regular Cab interior with standard bench seat and Custom Cloth seat trim

Center: Instrument panel places gages where they're easy to see.



2-WD S-15 Sierra Classic Regular Cab Pickup shown. Tires are supplied by various manufacturers.

2-WD S-15 Sierra Classic Regular Cab Pickup with 7.5-ft cargo box. Tires are supplied by various manufacturers.

# High Sierra

## HIGH STYLE AND GRAND COMFORT

### A PICKUP THAT STANDS OUT

The handsome High Sierra trim package is designed to take you a step up from the standard S-15 Pickup, with added appearance, comfort and convenience equipment.

Outside, it features bright trim on the grille and headlamp bezels and a deluxe chromed front bumper with black protective rubstrips. Bright wheel trim rings and taillamp trim enhance the uplevel image. You can add more distinction with available two-tone paint or body side and wheel opening moldings.

The interior furnishings are as comfortable as they are attractive. The standard bench seat can be ordered with rich Custom Cloth or Custom

Vinyl trim in a choice of four colors: Saddle, Charcoal, Carmine or new Dark Blue. Or choose available high-back bucket seats with Custom Vinyl trim. High-back bucket seats with Special Custom Cloth trim are available for Club Coupe models. Underfoot, there's color-keyed rubber floor covering over full floor insulation.

### DRIVING PLEASURES

High Sierra conveniences include lighted glove box and ashtray, headlamp warning buzzer, cigarette lighter and Deluxe steering wheel. Specify an available V6 engine and you can order new available electronic instrumentation with tachometer and a full complement of gauges with vacuum fluorescent displays.

### BONUS SPACE WITH CLUB COUPE

Club Coupe is the versatile S-15 Pickup with loads of extra space inside for people or cargo. The extended-cab design provides 18.4 cubic feet of space behind the standard 3-passenger front seat — plenty of room for luggage, tools or camping gear. The seat back folds forward for easy cargo loading. Standard features include tinted glass all around and full floor insulation.

Club Coupe can be equipped to carry four passengers by ordering available high-back front bucket seats and two folding rear jump seats. Club Coupe comes with a roomy 6.1-foot cargo box on its 122.9-inch wheelbase.



S-15 High Sierra Club Coupe interior shown with available bucket seats and Special Custom Cloth trim



4-WD S-15 High Sierra Club Coupe Pickup shown above left.

Tires are supplied by various manufacturers.

2-WD S-15 High Sierra Regular Cab Pickup shown above right

#### TOUGH TO BEAT FOR VALUE

Works hard. Looks good. Carries a big load of standard equipment. That's S-15 Sierra, the compact Pickup that delivers value you might not expect in a standard model.

A properly equipped 2-WD S-15 Pickup with its rugged cargo box can haul up to 2000 lb of payload (including people and cargo) on the long wheelbase Regular Cab model. And a properly equipped S-15 2-WD Pickup can tow up to 6000 lb (including cargo, equipment and trailer).

#### WIDE MODEL SELECTION

S-15 Sierra comes in a variety of model types to handle a wide range of jobs — 2-WD or 4x4, Regular Cab or

Club Coupe, 7.5- or 6.1-ft box. Plus, it offers three engine choices to fit job requirements, including two big V6s and a fuel-sipping L4 (2-WD models only). For special needs, a value-priced, short wheelbase 2-WD model (X81) is available with limited standard and available equipment. See your GMC Truck Dealer for details.

#### BUILT FOR THE LONG RUN

S-15 Sierra comes on strong with big-truck features like double-wall construction and a rugged full frame of carbon steel. Single-piece cab/ cargo box mounting brackets maintain correct cab-to-cargo box alignment after years of heavy loads and hard driving. Available heavy-duty components can add even more muscle.

## Sierra

### A NEW STANDARD FOR "STANDARD"

#### EXTRA-VALUE FEATURES

Considering its very affordable price, S-15 Sierra comes equipped with AM radio, halogen-type headlamps, door-operated dome light, lockable glove box, parcel tray, key-in-ignition warning buzzer and full-size spare tire mounted on a winch-operated carrier. For '89, power brakes, Custom Vinyl seat upholstery and Deluxe heater with side window defoggers are standard on all models; also, power steering and the 2.8L V6 engine are standard on 4x4 Pickups.

The full-width, 3-passenger bench seat is ergonomically designed for comfort during a long day's work. Color-coordinated interior items include door trim panels, headliner, instrument panel pad and dual sun visors.



Sierra interior shown with standard bench seat and Custom Cloth seat trim



#### SHIFT-ON-THE-FLY CONVENIENCE

An S-15 4x4 Pickup is always ready to deliver the ground-gripping action of 4-wheel traction, without slowing down or stopping. Thanks to its Insta-Trac 4-WD system, you can shift the transfer case from 2 WHEEL to 4 HIGH and back, at any speed.

Insta-Trac is way ahead of 4x4 systems that require you to get out to lock or unlock hubs, or to stop and reverse the truck to shift back into 2-WD.

Under the hood for '89 there's a standard 2.8 Liter V6 with plenty of power on the road or off. Or, you can opt for the trail-blazing performance of the available 4.3 Liter Vortec V6, the biggest, most powerful V6 in the compact pickup field. Along with high

*4x4  
Insta-Trac*

#### MEANS INSTANT 4-WHEEL TRACTION

horsepower, it delivers 230 lb/ft of torque at 2800 RPM. That means your S-15 4x4 can really dig in and pull for cruising through tough terrain or for performing rugged jobs like snowplowing when properly equipped.

#### INDEPENDENT FRONT SUSPENSION

When you're riding in rough country, an S-15 4x4 Pickup takes the punishment, not you. That's because torsion bar independent front suspension allows each front wheel to react individually to bumps and ruts. The result is an impressive ride even under rugged, off-road conditions. This advanced suspension also helps provide good tire-to-ground contact for traction and stability.

Standard power brakes also contribute to ease of handling, along with an anti-lock rear brake system (which operates in 2-WD only).

#### AVAILABLE OFF-ROAD PACKAGE

For added 4x4 stability and riding quality, there's a new available off-road chassis package that includes Delco/Bilstein gas shock absorbers, heavy-duty torsion bars, special jounce bumpers and special stabilizer bar. The package also provides front tow hooks and larger body mounts.

You can also equip your 4x4 S-15 Pickup with extra protection for tough situations with a new available underbody shield package. It features special shielding for the front differential, transfer case and fuel tank.



Single-lever Insta-Trac transfer case control allows you to shift from 2 WHEEL to 4 HIGH and back, at any speed. A lighted display indicates your driving mode.

#### HAUL BIG OR TOW BIG TRAILERS

S-15 4x4 Pickups offer available payload ratings up to 1500 lb, including passengers and cargo. So you can pile on plenty of freight for business, off-road adventuring or weekend hauling jobs.

When it comes to trailering, a properly equipped 4x4 S-15 can out-pull every compact 4x4 pickup in its class, exclusive of other GM vehicles. Outfitted with the available 4.3 Liter Vortec V6 and available trailering package, an S-15 4x4 can tow gross trailer weights up to 5500 lb — this includes the trailer, passengers and cargo in the trailer and equipment on the trailer. Turn to back cover for more on trailering with an S-15 Pickup.



4x4 S-15 Sierra Classic Pickup features Insta-Trac 4-wheel drive system. Shown here with 6.1-ft cargo box. Tires are supplied by various manufacturers.

*Quality  
Built-In*

## A COMMITMENT TO BE THE BEST

### QUALITY FROM START TO FINISH

S-15 was one of the first programs to reflect GMC Truck's determination to make its vehicles the best in their class. Right from the start, GM engineering, design, manufacturing and assembly staffs, plus GM's suppliers, worked closely together to provide a high-quality pickup.

Advanced technologies in computer design, robotics and lasers are used in S-15. Most important, quality is an ongoing process involving the entire staff at GMC Truck. These technologies are constantly being reviewed, refined and improved.


The quality begins with computerized design technology and continues through robotic assembly and paint procedures to produce a vehicle of outstanding appearance, comfort and strength. And the quality is backed by GM's excellent warranty coverage. See your GMC Truck Dealer for details.

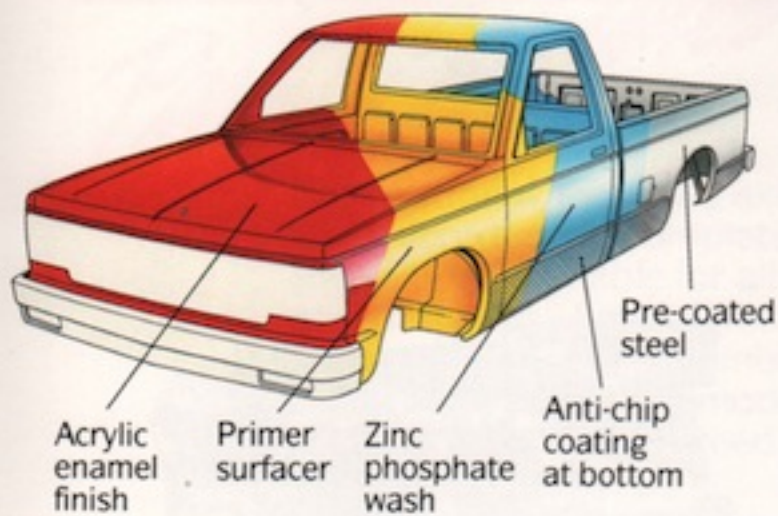
**New rear wheel anti-lock brake system.** Helps provide stable, smooth stops, empty or loaded, on slick or dry pavement. On 4x4 models, the system operates only when in the 2-WD mode.

**Front disc and rear drum brakes.** Front brake lining insulators help assure quiet operation. Power brakes are standard on all models.

**Independent front suspension.** Coil springs are used on 2-WD models, and torsion bars with 4-WD. Both suspensions are designed to allow the front wheels to work independently of the other for impressive ride and steady handling. Two-stage multileaf rear springs adjust to the load for a smooth ride, whether the vehicle is loaded or empty.

**Rugged carbon steel frame** has a boxed front section and channel rear section to provide good support for cab, pickup box and drivetrain.

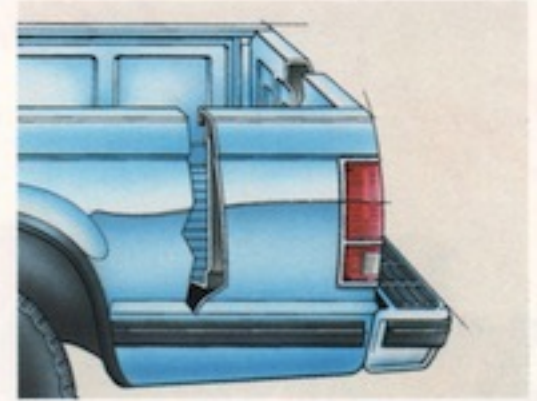




□ Wax coating in door cavities and on frame, front stabilizer bar, rear axle and rear springs □ Primer and finish acrylic enamel film build of 3.1 mils.

**Double-wall construction** is used in the hood, front fenders, side doors, part of cab back panel, pickup box sides and tailgate.

**One-piece fabrication.** Single stamp-




Double-wall construction adds strength and rigidity to pickup box.

**Aerodynamic efficiency.** S-15's aerodynamic body styling provides a low air-drag coefficient which contributes to high operating efficiency. Concealed drip gutters add to appearance and help reduce wind noise.

**Anti-corrosion measures:**

- Coated steels for most body parts
- 8-stage zinc phosphate wash system
- Cathodic Elpo dip primer
- Anti-chip coating (see illustration)



Roomy storage space behind Regular Cab front seat for luggage and tools

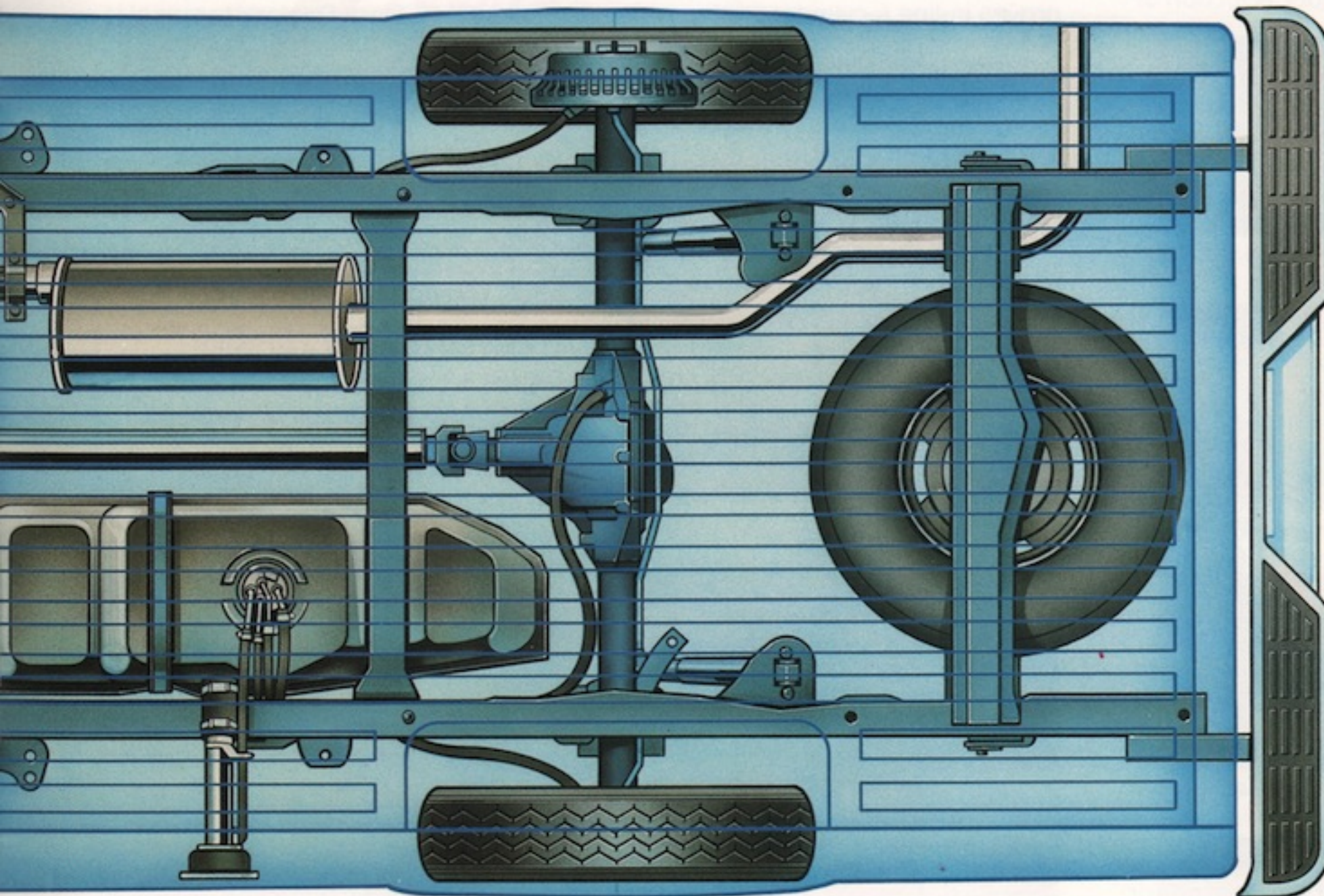
ings of major body panels help assure rigidity and accuracy. One-piece door frames and door panels and welded-

on hinges provide good fit, alignment and sealing of doors.

**Folding front seat back** on Regular Cabs tilts forward for access to out-of-sight storage space behind seat.

**Deluxe heater system** on all models includes side window defoggers. Flow-through ventilation exhausts stale air through door vents.


**Big 20-gallon fuel tank** is standard for most S-15 Pickup models. See page 18 for details.




Shown: S-15 Pickup 2-wheel drive model with available 4.3L Vortec V6 engine and available 4-speed automatic overdrive transmission




# Improved Power



4.3 Liter Vortec V6



2.8 Liter V6



2.5 Liter Tech IV

## NO COMPACT PICKUP OFFERS A WIDER CHOICE OF POWER

S-15 Pickups offer engines to suit the entire spectrum of driving needs.

Choose between two big V6s and a spunky L4 (2-WD models only) to answer your requirements for work, play or everyday driving. No compact pickup presents a wider selection of power.

All three engines feature computer-controlled Electronic Fuel Injection for quick starts and smooth driveability. Plus, serpentine single-belt accessory drive instead of multiple V-belts; it never needs adjustment and is designed for long wear.

### 4.3 LITER VORTEC V6

The most powerful V6 you can get in a compact pickup, the available Vortec V6 is rated at 160 SAE net horsepower at 4000 RPM and 230 lb/ft of SAE net torque at 2800 RPM. That means power to spare for load hauling and trailer towing. Teamed with the required 4-speed automatic overdrive transmission, it provides excellent performance. The Vortec V6 is the most technically advanced engine in the GMC Truck lineup. Features include Electronic Fuel Injection, swirl-port induction system for good mixing of fuel and air, anti-friction roller-hydraulic valve lifters for outstanding operating efficiency and a high 9.3 to 1 compression ratio.

### 2.8 LITER V6

This advanced V6 is designed to provide plenty of muscle for lively performance, without making a lot of stops at the gas pump. Developing 125 SAE

net horsepower at 4800 RPM and 150 lb/ft of SAE net torque at 2400 RPM, it's ideal for all-around personal transportation or for tough commercial jobs. Standard on 4x4 models, it's available on 2-WD S-15 Pickups.

### 2.5 LITER TECH IV

Standard for 2-WD models, this proven in-line 4-cylinder engine with 8.3 to 1 compression ratio provides impressive performance for its size, plus high-mileage fuel economy. It produces 92 SAE net horsepower at 4400 RPM and 130 lb/ft of SAE net torque at 3200 RPM. The engine includes a lightweight Delcotron generator with 85-amp rating.

### OVERDRIVE TRANSMISSIONS

Overdrive allows the engine to operate at reduced RPM at highway cruising speeds, improving fuel efficiency and helping to prolong engine life. A 5-speed manual overdrive transmission is standard with 2.5L and 2.8L engines. A 4-speed automatic over-

drive unit is available for all S-15 Pickup models with 2.5L and 4.3L engines, except the X81 Special Pickup.

### GM-CAMS MAINTENANCE SYSTEM

GM-CAMS represents a computerized automotive maintenance system with emphasis on diagnostics. Your participating GMC Truck Dealer's terminal is connected to your vehicle's on-board computer and interacts with a comprehensive computer network. That, in turn, is supported by the continuously updated master data base of the GM Information Center. In effect, GM's total diagnostic and repair resources stand ready to help with your individual truck engine problems, should they occur.

### A WORD ABOUT ENGINES


GMC Trucks are equipped with engines produced by different operating units of GM, its subsidiaries or suppliers to GM worldwide.

### ENGINE TECHNICAL DATA


ENGINE TYPE	GASOLINE		
	2.5L (151 CID) L4	2.8L (173 CID) V6	4.3L (262 CID) V6
Ordering Code	LN8	LL2	LB4
Bore and Stroke (in)	4.0 x 3.0	3.50 x 2.99	4.0 x 3.48
Compression Ratio	8.3 to 1	8.9 to 1	9.3 to 1
Fuel Delivery	electronic fuel injection		
SAE Net Horsepower @ RPM	92 @ 4400	125 @ 4800	160 @ 4000
SAE Net Torque (lb/ft) @ RPM	130 @ 3200	150 @ 2400	230 @ 2800

# Paint Schemes


**Conventional Two-Tone** extends lower accent color completely around the vehicle. Available for all models except the X81 Special. Includes body side and wheel opening moldings on Sierra and High Sierra models; requires available chromed front bumper on Sierra.



**Deluxe Two-Tone** available for all models except X81 Special. Extends middle accent color around front and rear of vehicle. Body side and wheel opening moldings included on Sierra and High Sierra; requires available chromed front bumper on Sierra.



**Special Two-Tone** available for all models except the X81 Special. Includes single upper decal striping with secondary color below, but can be ordered with available 4-stripe Sunshine striping. Requires available chromed front bumper on Sierra models.



# Exterior Colors

Note: Due to printing irregularities, colors shown may vary from actual tones. Ask your dealer to show you actual paint chips. (M) = Metallic




Wheat




Emerald (M)




Frost White




Galaxy Blue (M)




Apple Red



Midnight Black



Woodlands Brown (M)



Steel Gray (M)



Aspen Blue (M)



Nevada Gold (M)



Silver (M) (Secondary 2-tone only)

# Quality Options



Electronic instrumentation has tachometer and gages with vacuum fluorescent displays.



Comfortilt steering wheel (part of driver convenience package)




Sliding rear window



Below eyeline mirrors



Manual sunroof (non-removable)



Electronic speed control and intermittent windshield wipers on multi-function lever

Gage package: voltmeter, temperature and oil pressure plus trip odometer

Air conditioning

Delco AM stereo \* /FM stereo radio

**Available accessories and heavy-duty equipment.** S-15 Pickups offer a wide selection of available options to suit your tastes and needs. In addition to those items illustrated, available equipment includes:

- Body striping: Regular or Sunshine
- Power steering (2-WD models only)
- Front stabilizer bar

- Heavy-duty front/rear shock absorbers
- Locking differential
- Engine block heater
- 4x4 underbody shield package
- Heavy-duty battery
- Heavy-duty radiator
- Cold climate package
- Exterior blackout package

- 2-WD sport suspension
- 4x4 off-road package.

Not all items are available on all models. See page 19 and check with your GMC Truck dealer for desired equipment not listed in this catalog. Some items require the purchase of other items.

\* Receives C-QUAM® AM stereo broadcasts. Most AM stereo stations across the country broadcast in C-QUAM® but some do not. Check with your local stations for compatibility in your area.



Operating convenience package  
(Power windows and power door locks)



Club Coupe rear jump seats



Inside rearview mirror with  
dual reading lamps



Chromed rear step bumper



Cast aluminum wheels (4x4 only)



Rally wheels (2-WD only)

# Value Packages

Buy an S-15 Pickup with available Value Package and save! Savings based on Manufacturer's Suggested Retail Price for Value Package versus options purchased separately. Ask your Light Duty GMC Truck Dealer for discount details.

## S-15 REGULAR CAB PICKUP VALUE PACKAGES

	PACKAGE 1		PACKAGE 2		PACKAGE 3	
	2WD	4WD	2WD	4WD	2WD	4WD
<b>High Sierra Value Package</b>						
Model: TS10603 only	•	N/A	•	N/A	•	N/A
Body: Wideside Pickup	•	•	•	•	•	•
High Sierra Trim (Standard)	•	•	•	•	•	•
Gage Package	•	•	I	I	I	I
Rally Wheels	•	N/A	I	N/A	I	N/A
AM/FM Stereo Radio (A)	•	•				
<b>Sierra Classic Value Package</b>						
Sierra Classic Trim			•	•	•	•
AM/FM Stereo Radio with Seek-Scan, Stereo Cassette Tape & Digital Clock (B)			•	•		
Below Eyeline Exterior Mirrors (Bright)			•	•		
Chromed Rear Step Bumper			•	•		
Sliding Rear Window			•	•	•	•
P205/14 White-Lettered Tires (C)			•	N/A		
P205/15 White-Lettered Tires (C)			N/A	•		
Tinted Glass			•	•	•	•
Auxiliary Lighting			•	•	•	•
Power Steering			•	Std	I	Std
<b>Gypsy Value Package</b>						
AM Stereo/FM Stereo Radio with Seek-Scan, Stereo Cassette Tape with Search and Repeat, Graphic Equalizer & Digital Clock					•	•
Blackout Exterior Trim					•	•
Electronic Instrumentation					•	•
Heavy-Duty Battery					•	•
Black Rear Step Bumper					•	•
Sport Suspension					•	N/A
P215 White-Lettered Tires (Incl. with Sport Suspension)					•	N/A
1625-Lb Payload (Req'd with Sport Suspension)					•	N/A
2.8L V6 Engine (D)					•	Std
Shield Package					N/A	•
Off-Road Suspension Package					N/A	•
1500-Lb Payload (Req'd with Off-Road Suspension Package)					N/A	•
Cast Aluminum Wheels					N/A	•
P235 White-Lettered On/Off Road Tires					N/A	•
Custom Vinyl Bucket Seats					•	•
Console					•	•
Below Eyeline Exterior Mirrors (Black)					•	•
Wheel Opening Moldings (Black)					•	•

## S-15 CLUB COUPE PICKUP VALUE PACKAGES

	PACKAGE 1		PACKAGE 2		PACKAGE 3	
	2WD	4WD	2WD	4WD	2WD	4WD
<b>High Sierra Value Package</b>						
Body: Wideside Pickup	•	•	•	•	•	•
High Sierra Trim (Standard)	•	•	•	•	•	•
Gage Package	•	•	I	I	I	I
Rally Wheels	•	N/A	I	N/A	I	N/A
AM/FM Stereo Radio (A)	•	•				
Heavy-Duty Battery	•	•	•	•	•	•
<b>Sierra Classic Value Package</b>						
Sierra Classic Trim			•	•	•	•
AM/FM Stereo Radio with Seek-Scan, Stereo Cassette Tape & Digital Clock			•	•		
Below Eyeline Exterior Mirrors (Bright)			•	•		
Power Steering			•	Std	•	Std
Chromed Rear Step Bumper			•	•		
P205/14 White-Lettered Tires (C)			•	N/A		
P205/15 White-Lettered Tires (C)				•		
Auxiliary Lighting			•	•	•	•
Rear Jump Seats			•	•	•	•
Custom Vinyl Bucket Seats (Req'd with Rear Jump Seats)			•	•	•	•
Sliding Rear Window			•	•	•	•
<b>Gypsy Value Package</b>						
2.8L V6 Engine (D)					•	N/A
Black Rear Step Bumper					•	•
AM Stereo/FM Stereo Radio with Seek-Scan, Stereo Cassette Tape with Search and Repeat, Graphic Equalizer & Digital Clock					•	•
Blackout Exterior Trim					•	•
Electronic Instrumentation					•	•
P215 White-Lettered Tires					•	N/A
Shield Package					N/A	•
Off-Road Suspension Package					N/A	•
1625-Lb Payload (Req'd with Off-Road Suspension Package)					N/A	•
Cast Aluminum Wheels					N/A	•
P235 White-Lettered On/Off Road Tires					N/A	•
Below Eyeline Exterior Mirrors (Black)					•	•
Wheel Opening Moldings (Black)					•	•

N/A - Not applicable

• - Required

I - Included in another option within package

### Ordering Instructions:

1 - You may add options to these packages; however, **NO DELETIONS ARE ALLOWED WITHOUT THE LOSS OF DISCOUNT.**

B) May be upgraded to AM Stereo/FM Stereo Radio as noted elsewhere in chart.

2 - Allowable upgrades:

A) May be upgraded to stereo radios as noted elsewhere in chart.

C) May be upgraded. See your GMC Truck Dealer.

D) May be upgraded to 4.3L V6 engine.

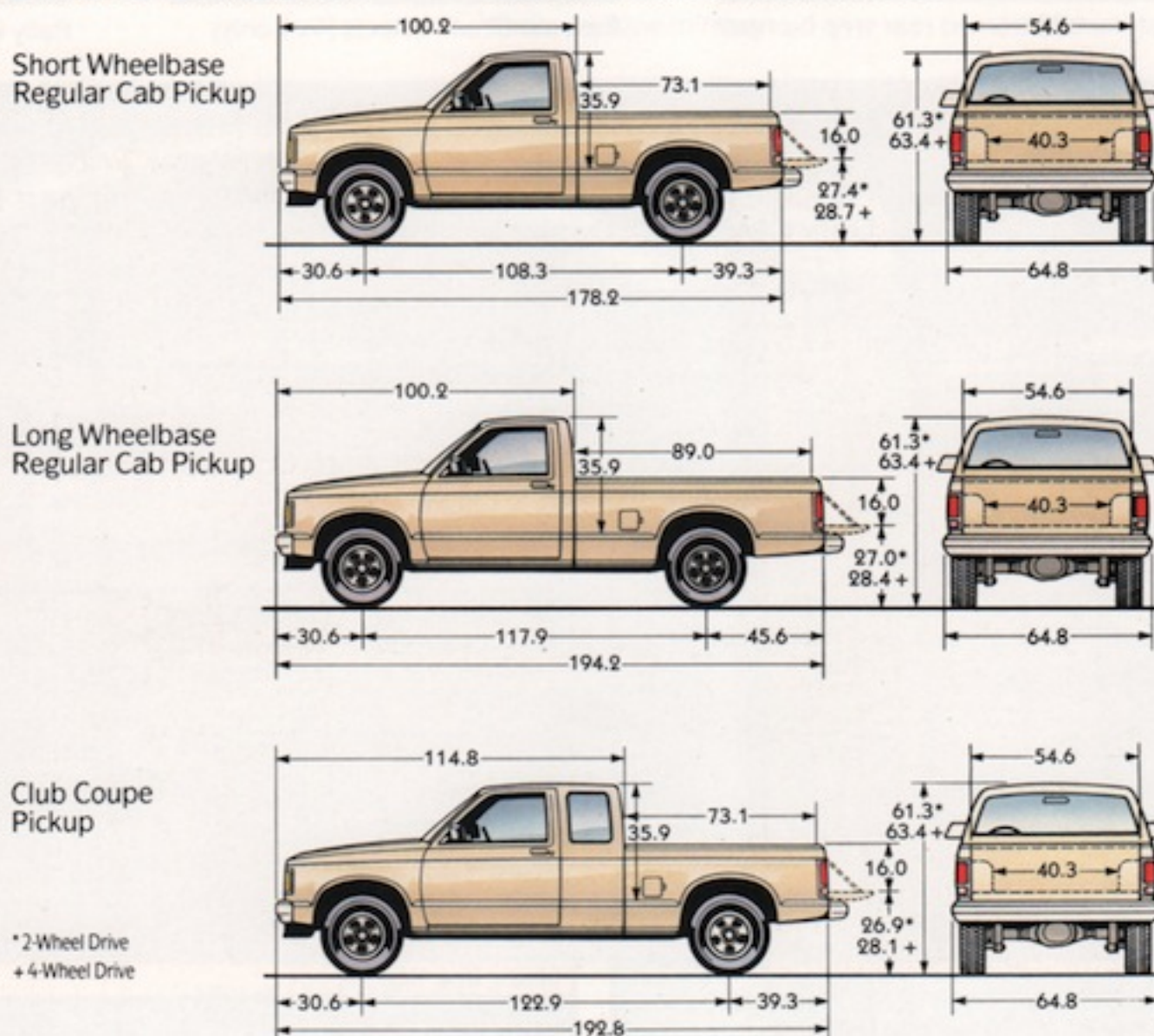
# Technical Information

MODEL TYPE	2-WHEEL DRIVE				4-WHEEL DRIVE		
	1000	1500 (1)	1625 (1)(2)	2000 (1)(3)	1000	1500	
PAYLOAD RATING (lb)	1000	1500 (1)	1625 (1)(2)	2000 (1)(3)	1000	1500	
ENGINE/TRANSMISSION AVAILABILITY	(consult your GMC Truck Dealer for available axle ratios)						
2.5L L4/5-speed manual overdrive	standard	standard	standard	—	—	—	
2.5L L4/4-speed automatic overdrive	available (1)	available	available	—	—	—	
2.8L V6/5-speed manual overdrive	available (1)	available	available	available	standard	standard	
4.3L V6/4-speed automatic overdrive	available (1)	available	available	—	available	available	
FRONT SUSPENSION	independent, coil springs				independent, torsion bars		
Capacity (lb)	2500				2700		
Spring/torsion bar capacity (lb)(4)	1250				1350		
Shock absorber diameter (mm)	25				standard: 25; available: 32		
Stabilizer bar diameter (mm)	available: 25 (1)		standard: 25		standard: 32		
REAR SUSPENSION	Salisbury axle, leaf springs						
Axle capacity (lb)	2700						
Spring capacity (lb)(4)	1150	1350	1350		1150	1350	
Shock absorber diameter (mm)	standard: 25; available: 32						
BRAKES	hydraulic, front disc/rear drum with rear wheel anti-lock system						
Vacuum booster	standard						
Parking	cable to rear wheels						
STEERING	Standard	manual		power	power		
	Available	power (1)	power		—	—	
TIRES, RADIAL-PLY	Standard (5)	P195/75R-14		P205/75R-14		P195/75R-15 P205/75R-15	
	Available	various (consult your GMC Truck Dealer) (7)					
FUEL TANK CAPACITY (gallons)	20 (6)			13.2		20	
FREEDOM BATTERY CCA	standard: 525; available: 630						
GENERATOR AMPS	85						

CCA - Cold Cranking Amps 1 - Except X81 Special Pickup model. 2 - Regular Cab models only. 3 - Long-wheelbase Regular Cab models only. 4 - At ground, each. 5 - All Seasons type. 6 - For X81 Special Pickup 13.2-gallon fuel tank is standard; 20-gallon tank available via RPO X97. 7 - Tire chains should not be used on 4x4 models with available P235/75R tires as they may cause damage to the vehicle.

## DIMENSIONAL DATA

Note: All dimensions shown in inches.



## S-15 PICKUP MODEL AVAILABILITY

MODEL TYPE	BODY TYPE	MODEL NUMBER	WHEELBASE (in)	PAYLOAD RATING (lb)
2-Wheel Drive	2-Door Regular Cab Pickup	TS10603/X81 (1)	108.3	1000
		TS10603/X96 (2)	108.3	1000, 1500, 1625
	2-Door Club Coupe Pickup	TS10803	117.9	1000, 1500, 1625, 2000
4-Wheel Drive	2-Door Regular Cab Pickup	TT10603	108.3	1000, 1500
		TT10803	117.9	1000, 1500
	2-Door Club Coupe Pickup	TT10653	122.9	1000, 1500

1 - Special Pickup (X81). 2 - Regular Pickup.

## STANDARD AND AVAILABLE EQUIPMENT

TRIM LEVEL		SIERRA (STD)	HIGH SIERRA (YC1)	SIERRA CLASSIC (YC2)
<b>EXTERIOR EQUIPMENT</b>				
APPLIQUE, TAILGATE	Black with integral red GMC letters	—	—	S
BLACKOUT, EXTERIOR		A 15	A 15	A 15
BUMPER, FRONT	Black painted	S	—	—
	Chromed with rub strip	A 4	S	S
BUMPER, REAR STEP-TYPE	Black painted with step pad	A 1	—	—
	Chromed with rub strip and step pad	A 1,4	A 1	A 1
CARRIER, WINCH-TYPE SPARE TIRE		S	S	S
GLASS	Deep-tinted	A 4	A	A
	Regular-tinted	A 3	A 3	A 3
	Sliding rear window	A 4	A	A
	Swing-out Club Coupe rear quarter window	A	A	A
GRILLE/FRONT LAMP BEZELS	Argent paint/bright chrome	S	—	—
	Bright chrome/bright chrome	A 4	S	S
HEADLAMPS	Halogen-type	S 4	S	S
LAMP	Underhood	A 4,12	A 12	A 12
MIRRORS, DUAL REARVIEW	Black below eyeline	A 4	A	A
	Black conventional	S	S	S
	Bright below eyeline	A 4	A	A
MOLDINGS	Black body side	A 4,5	A 5	S
	Black wheel opening	A 4	A	A
	Black windshield	S	S	S
	Bright wheel opening	A 4	A	S
NAMEPLATE	S-15/trim level front fender	S	S	S
	Engine front end	S	S	S
	4x4 cab side (4-WD only)	S	S	S
SPARE TIRE	Full-size	S 7	S	S
SUNROOF	Pop-up type (includes deep-tinted glass)	A 4	A	A
TAILGATE DECAL	Red GMC letters	S	S	—
TAILLAMP TRIM	Bright	—	S	S
WHEELS, CAST ALUMINUM (4-WD only)		A	A	A
WHEELS/WHEEL TRIM, 2-WD CONVENTIONAL	Argent with bright hubcaps	S	—	—
	Argent with bright hubcaps and bright trim rings	A 4,6	S	—
WHEELS/WHEEL TRIM, 4-WD CONVENTIONAL	Argent with black hubcaps	S	—	—
	Argent with black hubcaps and bright trim rings	A 6	S	S
WHEELS, RALLY (2-WD only)	Argent with black hubcaps and bright trim rings	A	A	S
WINDSHIELD WIPER/WASHER SYSTEM	Conventional	S	S	S
	Intermittent	A 4,14	A 14	A 14
<b>INTERIOR EQUIPMENT</b>				
AIR CONDITIONING		A	A	A
CLOCK, ELECTRIC DIGITAL		A 4,8	A 8	A 8
COAT HOOK, RH		S	S	S
COLD CLIMATE PACKAGE		A 4	A	A

TRIM LEVEL		SIERRA (STD)	HIGH SIERRA (YC1)	SIERRA CLASSIC (YC2)
<b>INTERIOR EQUIPMENT (cont'd)</b>				
CONSOLE, FLOOR-MOUNTED STORAGE		A 4	A	A
CONVENIENCE TRAY		S	S	S
FLOOR COVERING	Black rubber	S 9	—	—
	Color-keyed carpet, full-length	—	—	S 10
	Color-keyed rubber, full-length	—	S	A
FLOOR MATS, FRONT (with carpeting only)		—	—	A
FLOW-THROUGH VENTILATION		S	S	S
GRAB HANDLE, RH FRONT DOOR (4-WD only)		S	S	S
HEADLAMP WARNING BUZZER		A 4,12	S	S
HEADLINER, FULL-LENGTH		S 11	S 11	S
HEATER/DEFOGGER, Deluxe		S	S	S
INSTRUMENT CLUSTER	Electronic gage-type with trip odometer and tachometer (available only with V6 engine)	A 4	A	A
	Gage-type with trip odometer	A 4	A	S
	Warning light-type	S	S	—
KEY-IN-IGNITION WARNING BUZZER		S	S	S
LAMP	Ashtray	A 4,12	S	S
	Dome with door switches	S	S	S
	Storage compartment, instrument panel	A 4,12	S	S
LIGHTER, CIGARETTE		A 4	S	S
MIRROR	Rearview	S	S	S
	Right-hand visor	A 4	A	S
	Rearview with reading lights	A 2,4	A 2	A 2
OPERATING CONVENIENCE PACKAGE	Consists of power locks and power windows for side doors	A 4	A	A
RADIOS	AM	S 7,13	S 13	S 13
	Other (consult dealer)	A 4	A	A
SEAT	Folding back front bench	S	S	S
	High-back front bucket, LH/RH	A 4	A	A
	Club Coupe rear jump, LH/RH	A	A	A
SEAT BACK, BUCKET	Easy-entry feature (Club Coupe passenger seat)	S	S	S
	Folding feature	S	S	S
	Reclining feature (Club Coupe only)	A	A	A
STEERING WHEEL	Comfortilt	A 4,14	A 14	A 14
	Deluxe	—	S	S
	Standard	S	—	—
STORAGE COMPARTMENT, INSTRUMENT PANEL		S	S	S
SUNSHADES, LH/RH		S	S	S
TRIM PANELS, DOOR	Carpet trim	—	—	S
	Cloth inserts	—	—	S
	Map pockets	S	S	S
TRIM PANELS, CLUB COUPE REAR QUARTER	Upper	S	S	S
	Lower (with map pockets)	—	—	S
<b>OTHER EQUIPMENT (consult your GMC Truck Dealer for details)</b>				

- Standard
- A - Available
- 1 - Must match front bumper.
- 2 - Also part of optional auxiliary lighting package (TR9).
- 3 - Standard on Club Coupe models.
- 4 - Except X81 Special Pickup model.
- 5 - Includes bright wheel opening moldings.
- 6 - Via trim rings available separately.
- 7 - Available for X81 Special Pickup model.
- 8 - Integral with selected radios.
- 9 - Full length on Club Coupe models.
- 10 - Includes cab back panel.
- 11 - Partial on Regular Cab models.
- 12 - Part of optional auxiliary lighting package (TR9).
- 13 - May be deleted for credit (except X81 Special Pickup).
- 14 - Offered only as part of optional driver convenience package (ZM7).
- 15 - Provides black grille, headlamp bezels, front bumper, door handles and taillamp bezels instead of bright parts.

**IMPORTANT: A WORD ABOUT THIS CATALOG.** We have tried to make this catalog as comprehensive and factual as possible. We reserve the right, however, to make changes at any time, without notice, in prices, colors, materials, equipment, specifications, models and availability. Since some information may have been updated since the time of printing, please check with your GMC Truck Dealer for complete details.

**A WORD ABOUT ASSEMBLY OF GMC TRUCKS.** GMC Trucks are assembled by different operating units of General Motors, its subsidiaries or suppliers to GM worldwide. GMC Trucks incorporate thousands of components produced by different operating units of GM, its subsidiaries or suppliers to GM worldwide. We sometimes find it necessary to produce GMC Trucks with different or differently sourced components than originally scheduled. All such components have been approved for use in GMC

Trucks and will provide the quality performance associated with the GMC Truck name. Since some options may be unavailable when your vehicle is assembled, we suggest you verify that your vehicle includes the equipment you ordered or, if there are changes, that they are acceptable to you.

These vehicles also are available under the Chevrolet nameplate as the S-10 Pickup, S-10 Maxi-Cab Pickup and S-10 Pickup EL.

**A WORD ABOUT UPDATED SERVICE INFORMATION.** GMC Truck Division regularly sends its dealers useful service bulletins about GMC Truck products. GMC Truck Division monitors product performance in the field. We then prepare bulletins for servicing our products better. Now you can get these bulletins, too. Ask your dealer. To get ordering information, call toll free 1-800-551-4123.

# Trailer

## TOWS UP TO 6000 LB

A properly equipped 2-WD S-15 Pickup with available 4.3 Liter Vortec V6 engine can pull a bigger trailer load than any other truck in its class, excluding other GM vehicles. Gross Combination Weight Ratings up to 9500 lb allow gross trailer weights of up to 6000\* lb for 2-WD models, and up to 5500\* lb for 4x4 models. For complete details about recommendations and requirements for trailering ask your GMC Truck Dealer for a 1989 Trailering Guide.

\* Includes trailer, passengers and cargo in the trailer and equipment on the trailer.



A properly equipped 2-WD S-15 Pickup can pull gross trailer weights up to 6000 lb.

### GROSS COMBINATION WEIGHT RATING BY ENGINE AND AXLE RATIO FOR AUTOMATIC TRANSMISSIONS

ENGINE	GROSS COMBINATION WEIGHT RATING (lb)			
	6000	6500	8500	9500
	REAR AXLE RATIO			
2.5LL4	3.73	4.11	—	—
4.3LV6	—	—	3.08	3.42

# Owner Benefits

## LOW MAINTENANCE

The technology that goes into S-15 Pickups has contributed in many ways to reducing the time and effort required for routine service and maintenance. Consider these advanced features:

- Delco Freedom II+ battery never needs refilling with water; has built-in test hydrometer
- Integral solid state voltage regulator is built into the Delcotron generator
- Starter solenoid is integral, provides positive starter engagement
- Large fuse block has tweezer-type fuse removal for easy serviceability
- Mufflers have heavy-gage outer shell and are aluminumized inside and out for added durability
- Engine coolant recovery reservoir collects hot overflow coolant and returns it to radiator automatically when it cools
- Self-adjusting hydraulic clutch with manual transmissions
- Tires have built-in tread-wear indicators
- See-through reservoirs for quick checks of engine coolant, windshield washer fluid and brake fluid
- No adjustments for idle speed or idle air-fuel mixture — an on-board computer helps tune the engine as you drive
- Audible wear sensors for front disc brake pads for early warning of brake wear
- Front and rear brake designs include self-adjusting feature
- Single-

belt engine accessory drive with automatic belt tensioner never needs adjustment.

Some of the recommended maintenance intervals for S-15 Pickups are as follows:

- Change engine oil and oil filter . . . . . Every 7500 miles\*
- Replace air filter . . . . . Every 30,000 miles\*
- Change spark plugs . . . . . Every 30,000 miles\*
- Replace engine coolant . . . . . Every 30,000 miles or 24 months\*

\* More often under certain conditions. See Your Maintenance Schedule booklet.

## DEALER SERVICE



Commitment Plus is one of the most complete joint sales and service customer satisfaction programs available on light-duty trucks today. It offers the following benefits:

- A thorough pre-delivery vehicle inspection
- One full tank of fuel
- Complimentary 3000-mile maintenance service including oil change and oil filter.

GMC Truck and GMC Truck Dealerships are truly committed to making GMC Light Duty Trucks easy to live with. Our customers' total satisfaction is indeed our goal!

Commitment Plus applies to retail sales only.

And when your S-15 needs service, you can count on the professionals at any of GMC Truck's approximately 2500 Light Duty Truck Dealerships. All have qualified mechanics, and many are equipped to provide GM-CAMS computerized diagnostic services.



The available GM Protection Plan provides additional protection during and after the new-vehicle limited warranties. For warranty information on vehicles described in this brochure see your GMC Truck Dealer.

## FINANCING & LEASING GMAC

When it comes to financing or leasing a new GM vehicle, General Motors Acceptance Corporation can make things easy. With GMAC, the entire transaction is handled right in the dealer's showroom. Rates are competitive and terms are tailored to fit your circumstances.

For many people, leasing a new truck through GMAC is an ideal way to suit their transportation needs. Ask your GMC Truck Dealer for details.

