

1985 CHEVROLET

TREMPER AUTO COMPANY
Highway 25 South
Tulsa, Ok. 74106

Caprice Classic

AND IMPALA



CAPRICE CLASSIC.

FIRST-CLASS TRAVEL. ELECTRONIC FUEL-INJECTED V6 AT YOUR SERVICE.



Few automobiles have risen beyond their intended status to offer qualities unsurpassed by the most expensive cars of their time.

Yet here is Caprice Classic for 1985. Chevrolet's ultimate expression of first-class travel.

Here is everything to make you secure in your choice of a new automobile. Full-size room to sit and stretch, while splendidly isolated from the annoyances of road and weather. Controls that comfortably respond to your every command. The peace of mind that has been secured by more than 5,000 Chevrolet dealers.

Here, too, are new Caprice qualities at your service. Electronic Fuel Injection, for example, for effortless

power from Caprice's standard 4.3 Liter V6 engine. And suspension refinement so remarkable it redefines full-size riding comfort.

You could pay more—up to four times more—for the qualities embodied by Caprice Classic.

But the question is why?

Caprice Classic Sedan above and on cover.



INSIDE CAPRICE CLASSIC. LUXURY ACCOMMODATIONS.

Indulge yourself. Step into acoustically sealed luxury accommodations that promise first-class travel.

Full foam-cushioned seating comfort awaits you, beautifully contoured and covered by rich new fabrics. The standard front bench seat features a pull-down center armrest. The available 50/50 cloth seat, shown here, provides individual comfort for you and your favorite passenger, including individual pull-down armrests. An optional passenger-side recliner, shown below, is perfect for restful cross-country travel.

All around you are thoughtful touches of luxury, such as door pull straps, elegant color-keyed carpeting and door trim panels that are as tasteful as they are distinctive.

Add new available color-keyed carpeted floor mats and you're ready to be comfortable with any weather.

Count on Caprice to seat six adults. But its real beauty is how wonderfully it takes care of you alone.



CAPRICE CLASSIC INTERIOR. DRIVING REFINEMENT YOU CAN SEE, FEEL AND HEAR.

You have only to slip behind Caprice's steering wheel to realize what sensitive refinement can do for a great design.


Suddenly, the concept of luxury driving in full-sized comfort is very contemporary. Caprice's new instrument panel perfectly communicates your well-being at a glance. The brushed satin finish conveys advanced technology at its tasteful best.

Nor is this an illusion. All the fresh interior design that brightens Caprice reflects advanced engineering you can feel in your driving. Things like a no-slip torque converter clutch for relaxed cruising with both the three-speed and four-speed automatic transmissions.

And a new dimension of suspension control you'll appreciate every time you take the wheel.

There is good news to hear, as well. Like the astounding music quality that comes from the optional electronically tuned seek and scan AM/FM stereo radio with cassette player, shown here. This electronic signal-locking design is also available with graphic equalizer, front coaxial and rear extended range speakers.

It's just one more thing we've done to Caprice to make some very expensive luxury cars sound less appealing all the time.



CAPRICE CLASSIC ENGINEERING. FUEL-INJECTED V6 RESPONSE. FULL-SIZE RIDING COMFORT REDEFINED.

For 1985, Caprice Sedan and Coupe models have a new standard 4.3 Liter V6 engine with Electronic Fuel Injection for an 18% horsepower increase and a 10% torque increase over last year's standard V6.

One of the chief benefits of this type of fuel delivery system is that effortless power may be obtained with the advantages of a V6 design.

Caprice's Electronic Fuel Injection system is designed to work with GM's Computer Command Control, adjusting Caprice's air/fuel mixture over 80 times per second, to give you the following advantages:

- Dependable operation that uses just four moving parts. Everything else is solid-state circuitry sealed from dirt, dust and moisture.
- Dependable cold starts without flooding delays from pumping the accelerator. Reduces chances of battery failure or starting motor burnout.
- Dependable hot starts without vapor lock delays.
- Self-adjusting idle to help prevent stalling when cold, and fuel waste when warm.
- Optimized engine performance between recommended service intervals.
- Automatic idle increase when accessories are engaged to help maintain battery charge.

- Efficient combustion for clean running engine and emissions control.

- Automatic adjustment to changing elevation minimizes power loss and fuel waste.

- Reduced maintenance (no choke, carburetor, accelerator pump or needle valve adjustment required).

- Available air conditioning switches off automatically under full throttle for better acceleration.

- Self-pressurizing system provides easy starts after refilling without "priming the carburetor" if you run out of gas.

- Positive fuel shutoff to help prevent "run-on" after ignition is switched off.


Full-Size Riding Comfort Redefined.

To match the refinement of Caprice's new Electronic Fuel Injection 4.3 Liter V6 engine, Chevrolet engineers extensively retuned the chassis for even more riding comfort.

The result: big-car smoothness with significant gains in ride control and isolation from road impact.

Complementing this increase in ride control, Caprice now features all-season M+S-rated (Mud and Snow), steel-belted radial tires designed for low noise, high traction and long wear.

More power, all-season traction and a controlled ride are just three of the many ways Caprice makes you feel secure everywhere you drive.



CAPRICE CLASSIC WAGON.
BIG-WAGON CONVENIENCE THAT DRIVES LIKE
A CAPRICE.

Pilot our stylish Caprice Wagon across town or down the freeway and you easily could believe you were driving a beautifully engineered luxury sedan.

Always comforted by the ease with which this wagon responds to your commands, there is no suggestion that you must pay any penalty for choosing ample room to seat up to eight passengers. Or suffer any hardship for the convenience of 87.9 cubic feet of cargo space with the rear seats down.

Yet here is all the convenience of a really big wagon. With a standard third seat and hidden storage areas. A high-compression 5.0 Liter V8 with electronic spark control and 4-speed automatic transmission for even more power in 1985. All-season, steel-belted radial tires with a new tire capacity so you can take full advantage of this wagon's massive 6,005-lb. Gross Vehicle Weight Rating for people, cargo and towing. And a standard heavy-duty suspension that's been engineered for impressive wheel control with Caprice's famous riding comfort.

Caprice Wagon's three-way tailgate with power window permits easy loading of packages, cargo or people. The standard vinyl seat, shown far right, features a pull-down center armrest.



IMPALA.
CAPRICE-LIKE COMFORT
FOR LESS.




If you want to enjoy all of Caprice's full-size engineering and riding comfort for less, take a close look at Impala for 1985.

You get the new standard Electronic Fuel Injection 4.3 Liter V6 (see details, pp. 8-9) or the available high-compression 5.0 Liter V8 with electronic spark control, both tuned for effortless power and response.

Naturally, Impala's chassis offers the same high level of ride control and refinement.

Inside there's generous room for six adults complemented by a full-size 20.9-cubic-foot trunk that's designed to accommodate everyone's luggage. For your comfort, Impala's standard cloth bench seat with folding center armrest, shown above, is color-keyed to full, cut-pile carpeting in your choice of five beautiful shades.

In fact, Impala is everything a real car ought to be. Choose from a long list of options to make yours just as convenient and elegant as you want.



FEATURES AND OPTIONS

White
Silver Met.
Medium Gray Met.
Black
Light Blue Met.
Dark Blue Met.
Light Green Met.
Medium Green Met.
Light Brown Met.
Cream Beige
Medium Brown Met.
Dark Maroon Met.
Dk. Blue Met.
Lt. Blue Met.
Lt. Brown Met.
Med. Brown Met.
Med. Gray Met.
Silver Met.
Lt. Green Met.
Med. Green Met.
Dk. Maroon Met.
Silver Met.

Interiors

Caprice Sedan and Coupe

• Standard front bench seat

w/folding armrest

Cloth	•	•	•	•	•
-------	---	---	---	---	---

• Optional 50/50 front bench seat*

Cloth	•	•	•	•	•
-------	---	---	---	---	---

Caprice Wagon

• Standard front bench seat

w/folding armrest

Vinyl (Std.) Cloth (Opt.)	•	•	•	•	•
---------------------------	---	---	---	---	---

• Optional 50/50 front bench seat*

Cloth	•	•	•	•	•
-------	---	---	---	---	---

Impala Sedan

• Front bench seat

w/folding armrest

Cloth (Std.) Vinyl (Opt.)	•	•	•	•	•
---------------------------	---	---	---	---	---

*Passenger-side recliner available



Standard all-season tires offer impressive traction and meet all M+S requirements.



Available electronic speed control includes resume and speed adjustment features.

Power Trains

Engines	Ordering Code	Engine	Automatic Transmissions	
			3-Spd.	4-Spd./OD
4.3 Liter EFI V6	LB4	S ¹	S	O
5.0 Liter 4-861 V8T	LG4	O ²	NA	O ²
5.7 Liter Diesel V8	LF9	O ³	S	O ²

S: Standard. O: Optional. NA: Not Available.
¹Electronic Fuel Injection. ²Produced in U.S. or Canada.
³NA wagon. ⁴Standard on wagon. ⁵NA California.

Optional Equipment Appearance and Protection

□ Body pin striping (not available with Custom Two-Tone paint, Estate Equipment or Landau Equipment Package)

□ Bumper guards

□ Bumper rub strips (standard on Caprice Sedan and Coupe)

□ Cornering lamps

□ Deluxe luggage compartment trim (sedans and coupes)

□ Estate Equipment (wagon)

□ Floor Covering: Carpeting, Deluxe load floor (wagon); Deluxe rear compartment decor (wagon); Color-keyed vinyl mats, front and/or rear; Color-keyed carpet mats, front and/or rear

□ Halogen headlamps, high and low beam

□ Landau Equipment Package includes Landau-style vinyl roof cover, bright moldings on roof, belt and front fenders, Sport mirrors

□ Molding: Body side; Door edge guards (not available with Estate Equipment); Wheel opening (Std. Caprice)

□ Paint: Custom Two-Tone

□ Vinyl Roof Covers (Landau—coupe; full cover—sedan).

□ Comfort and Convenience

□ Air conditioning

□ Air deflector (wagon)

□ Auxiliary lighting

□ Comfortilt steering wheel

□ Quartz electric clock (Std. Caprice)

□ Electric rear window defogger

□ Electronic speed control with resume and speed adjustment feature

□ Engine block heater

□ Gage package with trip odometer

□ Illuminated RH visor mirror

□ Intermittent windshield wiper system

□ Power door lock system

□ Power tailgate lock

□ Power trunk opener

□ Power windows

□ Quiet Sound Group (Std. on Caprice, required with Impala diesel)

□ Roof carrier (wagon) (includes adjustable front and rear rails)

□ Seats: 50/50 split bench (Caprice); Front-passenger backrest recliner with 50/50 seat (Caprice); Six-way power seat (driver's side only with 50/50 seat)

□ Tinted glass.

□ Moldings: Body side; Door edge guards (not available with Estate Equipment); Wheel opening (Std. Caprice)

□ Paint: Custom Two-Tone

□ Vinyl Roof Covers (Landau—coupe; full cover—sedan).

□ Comfort and Convenience

□ Air conditioning

□ Air deflector (wagon)

□ Auxiliary lighting

□ Comfortilt steering wheel

□ Quartz electric clock (Std. Caprice)

□ Electric rear window defogger

□ Electronic speed control with resume and speed adjustment feature

□ Engine block heater

□ Gage package with trip odometer

□ Illuminated RH visor mirror

□ Intermittent windshield wiper system

□ Power door lock system

□ Power tailgate lock

□ Power trunk opener

□ Power windows

□ Quiet Sound Group (Std. on Caprice, required with Impala diesel)

□ Roof carrier (wagon) (includes adjustable front and rear rails)

□ Seats: 50/50 split bench (Caprice); Front-passenger backrest recliner with 50/50 seat (Caprice); Six-way power seat (driver's side only with 50/50 seat)

□ Tinted glass.

□ Moldings: Body side; Door edge guards (not available with Estate Equipment); Wheel opening (Std. Caprice)

□ Paint: Custom Two-Tone

□ Vinyl Roof Covers (Landau—coupe; full cover—sedan).

□ Comfort and Convenience

□ Air conditioning

□ Air deflector (wagon)

□ Auxiliary lighting

□ Comfortilt steering wheel

□ Quartz electric clock (Std. Caprice)

□ Electric rear window defogger

□ Electronic speed control with resume and speed adjustment feature

□ Engine block heater

□ Gage package with trip odometer

□ Illuminated RH visor mirror

□ Intermittent windshield wiper system

□ Power door lock system

□ Power tailgate lock

□ Power trunk opener

□ Power windows

□ Quiet Sound Group (Std. on Caprice, required with Impala diesel)

□ Roof carrier (wagon) (includes adjustable front and rear rails)

□ Seats: 50/50 split bench (Caprice); Front-passenger backrest recliner with 50/50 seat (Caprice); Six-way power seat (driver's side only with 50/50 seat)

□ Tinted glass.

Performance

□ Diesel Cold Climate Package

□ Heavy-duty battery

□ Heavy-duty cooling

□ Limited slip differential

□ Performance axle ratio (NA diesel)

□ Suspension equipment: inflatable rear shock absorbers (wagon only); Heavy-duty front and rear suspension (sedan and coupe, Std. wagon); F41 Sport Suspension (sedans and coupe).

□ Audio Equipment

GM-Delco radio equipment: (All radios feature a fixed-mast antenna; all stereos include dual rear speakers.)

□ AM/FM radio

□ Electronically tuned receiver, ETR™ AM/FM stereo radio



Power windows are just one of many comfort and convenience options.

□ ETR AM/FM stereo radio with clock

□ ETR AM/FM stereo radio with seek and scan, cassette tape and clock

□ ETR AM/FM stereo radio with seek and scan, cassette tape, clock, graphic equalizer and extended range sound system

□ Dual rear speakers (monaural radio)

□ Premium extended range dual rear speakers (NA with monaural radio)

□ Power antenna.



Optional six-way power seat adjusts to your driving position.



Optional GM-Delco ETR AM/FM stereo radio features seek and scan, cassette player with search and repeat and digital clock.



Caprice and Impala can be powerful towing vehicles. See the Chevy Recreation & Trailering Guide for details.

Tires and Wheels

□ P205/75R-15 all-season steel-belted radial ply white-stripe (sedans and coupe)

□ P225/70R-15 all-season steel-belted radial ply white-stripe (sedans and coupe; required with F41 Sport Suspension)

□ P225/75R-15 all-season steel-belted radial ply white-stripe (wagon)

□ Puncture-sealant tires (white-stripe only)

□ Sport wheel covers

□ Wire wheel covers (Caprice)

□ Wheel cover locking package (wire wheel covers).

□ GM Protection Plan.

An option that offers service protection in addition to that provided by GM's new-vehicle limited warranty. Available only in the U.S. and Canada for the 1985 model year. Ask your dealer about this option.

□ Diesel Cold Climate Package

□ Heavy-duty battery

□ Heavy-duty cooling

□ Limited slip differential

□ Performance axle ratio (NA diesel)

□ Suspension equipment: inflatable rear shock absorbers (wagon only); Heavy-duty front and rear suspension (sedan and coupe, Std. wagon); F41 Sport Suspension (sedans and coupe).

□ Audio Equipment

GM-Delco radio equipment: (All radios feature a fixed-mast antenna; all stereos include dual rear speakers.)

□ AM/FM radio

□ Electronically tuned receiver, ETR™ AM/FM stereo radio



Caprice Coupe with Landau roof option. All Caprice/Impala models feature a full-size 20.9-cubic-foot trunk.

FACTS

Safety Features

Occupant Protection

- Manual lap/shoulder belts for driver and right front passenger (driver's side includes visual and audible warning system)
- Manual lap belts at each rear-seat and center front position
- Energy-absorbing steering column
- Energy-absorbing instrument panel
- Energy-absorbing tops, front seats
- Laminated safety windshield glass and tempered safety side and rear window glass
- Safety interlocking door latches
- Passenger-guard inside door lock handles
- Inertia-locking, folding front seat-backs
- Safety armrests
- Safety-strength seat attachments
- Head restraints, driver and right front passenger (adjustable).

Accident Avoidance

- Side marker lights and reflectors
- Parking lamps that illuminate with headlights
- Four-way hazard warning flasher
- Back-up lights
- Directional signal control and lane-change feature
- Windshield defroster, washer and dual-speed wipers
- Inside rearview mirror with vinyl-bonded glass
- Outside left rearview mirror
- Brake system with dual master cylinder and warning light
- Starter safety switch
- Dual-action hood-latch system
- Low-glare finish on instrument panel top, inside windshield moldings, wiper arms/blades, metallic steering wheel surfaces
- Illuminated heater and defroster controls
- Tires with built-in tread-wear indicators.

Anti-Theft

- Audible reminder for ignition key removal
- Anti-theft steering column lock
- Visible vehicle identification number.

Exterior Features

	Caprice Classic Sedan/ Coupe	Wagon	Impala Sedan
Bright rocker panel moldings	\$	\$	\$
Bright window moldings	\$	\$	\$
Concealed dual-speed windshield wipers	\$	\$	\$
Corrosion Protection:			
- Anti-chip protective coating applied to lower body	\$	\$	\$
- Seven-stage zinc phosphate anti-corrosion process	\$	\$	\$
- Hot-melt-wax submersion of entire frame	\$	\$	\$
- Liberal use of precoated steels and zinc-rich primers	\$	\$	\$
Double-panel door, hood, deck-lid or tailgate construction	\$	\$	\$
Fluidic windshield washer system	\$	\$	\$
Full wheel covers	\$	\$	\$
Wheel opening moldings	\$	\$	0

Interior Features

AM push-button radio with dual front speakers*	\$	\$	\$
Color-keyed carpeting, seat and shoulder belts	\$	\$	\$
Color-keyed steering wheel, column and instrument panel	\$	\$	\$
Full-width front bench seat with center armrest	\$	\$	\$
Headlamp-on reminder chime	\$	\$	0
Instrument panel courtesy and ashtray lights	\$	\$	0
Lockable glove box with light	\$	\$	\$
Luggage/cargo compartment light	\$	\$	\$
Multi-function switch for dimmer/turn signal/wiper/washer	\$	\$	\$
Quartz electric clock	\$	\$	0
Quiet Sound Group	\$	\$	0

Mechanical Features

All-season, steel-belted radial ply tires	\$	\$	\$
Automatic transmission	\$	\$†	\$
Computer Command Control (except diesel)	\$	\$	\$
Delco Freedom Plus II maintenance-free battery	\$	\$	\$
Front stabilizer bar	\$	\$	\$
Full Coil suspension system	\$	\$	\$
Full-perimeter frame	\$	\$	\$
Power steering	\$	\$	\$
Power front disc/rear drum brake system	\$	\$	\$
Visible front suspension, lower ball joint wear indicators	\$	\$	\$

*May be deleted for credit. †With overdrive.

\$: Standard. 0: Optional.

Dimensions (in.)	Coupe	Sedan	Wagon
Wheelbase	116.0	116.0	116.0
Length (Overall)	212.8	212.8/212.2*	215.1
Width (Overall)	75.4	75.4	79.3
Height (Overall)	56.4	56.4	58.1
Head Room—Front	38.5	39.2/39.5*	39.6
Head Room—Rear	38.0	38.0/38.2*	39.3
Leg Room—Front	42.2	42.2	42.2
Leg Room—Rear	38.3	39.1	37.8
Hip Room—Front	55.0	55.0	55.1
Hip Room—Rear	57.6	55.3	55.0
Shoulder Room—Front	60.9	60.9/60.5*	60.9
Shoulder Room—Rear	58.7	60.9/60.5*	60.9
Luggage/Cargo Capacity (cu. ft.)	20.9	20.9	87.9
Fuel Tank Capacity (gals.)	25.0†	25.0†	22.0

*Impala. †26.0 gals. with diesel engine.

Let's Get It Together... Buckle Up.

Every new 1985 Caprice Classic and Impala delivered by a Chevrolet dealer in the United States comes with a one-year, \$10,000 seat belt insurance certificate from MIC General Insurance Corporation at no additional charge. \$10,000 will be paid to the estate of any occupant who suffers fatal injuries as a result of an accident involving that vehicle while wearing a GM seat belt. Buckle up every time you drive.

Important: A Word About This Catalog.

We have tried to make this catalog as comprehensive and factual as possible. However, since the time of printing, some of the information may have been updated. Also, some of the equipment shown or described throughout this catalog is available at extra cost. Your dealer has details and, before ordering, you should ask him to bring you up to date. The right is reserved to make changes at any time, without notice, in prices, colors, materials, equipment, specifications and models. Check with your Chevrolet dealer for complete information.

A Word About Updated Service Information.

Chevrolet regularly sends its dealers useful service bulletins about Chevrolet products. Chevrolet monitors product performance in the field. We then prepare bulletins for servicing our products better. Now you can get these bulletins, too. Ask your dealer. To get ordering information, call toll-free 1-800-551-4123.

A Word About Assembly, Components and Optional Equipment in These Chevrolets.

The Chevrolets described in this catalog are assembled at facilities operated by General Motors or GM of Canada. These vehicles incorporate thousands of different components produced by car groups and various component divisions of General Motors and by various suppliers to General Motors. From time to time during the manufacturing process, it may be necessary, in order to meet public demand for particular vehicles or equipment, or to meet federally mandated emissions, safety and fuel economy requirements, or for other reasons, to produce Chevrolet products with different components or differently sourced components than initially scheduled. All such components have been approved for use in Chevrolet products and will provide the quality performance associated with the Chevrolet name.

With respect to extra-cost optional equipment, make certain you specify the type of equipment you desire on your vehicle when ordering it from your dealer. Some options may be unavailable when your car is built. Your dealer receives advice regarding current availability of options. You may ask the dealer for this information. GM also requests the dealer to advise you if an option you ordered is unavailable. We suggest that you verify that your car includes optional equipment you ordered or, if there are changes, that they are acceptable to you.

A Word About Engines.

Chevrolets are equipped with engines produced at facilities operated by GM car groups, subsidiaries or affiliated companies worldwide.



Live Today's
Chevrolet