


# 1978 CHEVY NOVA

Wanted for all its worth. 



# Chevrolet Nova. The wanted car.

## REASONS TO BUY NOVA.

- Proven value and design.
- Roominess required for the average family.
- Fuel-efficient 250 Cu. In. L6 engine standard.
- Traditional styling.
- Easy to maneuver.
- Tough stub frame construction.
- Spacious luggage room in coupe, sedan and hatchback.



1978 Nova Coupe.


### A WORD ABOUT THE COMPONENTS AND OPTIONAL EQUIPMENT IN THESE CHEVROLETS

The Chevrolets described in this brochure incorporate thousands of different components produced by various divisions of General Motors and by various suppliers to Chevrolet. From time to time during the manufacturing process it may be necessary in order to meet public demand for particular vehicles or equipment, or to meet federally mandated emissions, safety and fuel economy requirements, or for other reasons, to produce Chevrolet products with differ-

ent components or differently sourced components than initially scheduled. All such components have been approved for use in Chevrolet products by Chevrolet Motor Division and will provide the quality performance associated with the Chevrolet name.

With respect to extra cost optional equipment, make certain you specify the type of equipment you desire on your vehicle when ordering it from your dealer. Before taking delivery of the vehicle, we suggest you verify that it includes the optional equipment that you ordered or if there are changes, they are acceptable to you.

All illustrations and specifications contained in this catalog are based on the latest product information available at the time of publication approval. The right is reserved to make changes at any time without notice in prices, colors, materials, equipment, specifications and models, and to discontinue models. Chevrolet Motor Division, General Motors Corporation, Detroit, Michigan 48202. Litho in U.S.A.





## Nova. The wanted car.

For 16 years, Chevy Nova has been an American favorite. First choice of nearly 4 million people who have bought Nova for what it offers. Sensible size—not too big, not too small. Sensible price. Chevrolet value.

On the road today are Nova-size cars from other manufacturers. Before considering one of Nova's competitors, make sure it offers what Nova has. Experience. Dating back to 1962.

Available on any Chevy Nova are many Options and Custom Features. Many are illustrated or described in this catalog. Availability often depends on the model and other equipment selected. Your Chevrolet Dealer has all the details. Copyright 1977, Chevrolet Motor Division, General Motors Corporation.

### The most wanted compact police car in America.

In the past three years, Nova has become the largest selling compact police car in America and is now being driven by law enforcement agencies in 47 states.

Nova offers appealing value for 1978, plus a new series, the Custom, for those who want a little more luxury.

As you read on, you'll discover a lot more reasons why we call Nova "The Wanted Car."

Nova Custom Coupe. Shown above and on cover.  
Nova 4-Door Sedan with special police equipment.



## New Nova Custom. Very elegant. Very experienced, and affordable.

**Classic exterior styling.** One look and you can see the new Nova Custom is anything but an ordinary car. It's the skillful blending of Nova experience, Nova classic design, Nova manageable size, personalized with distinctive Custom styling.

Nova Custom has its own deluxe

grille, bright-accented headlights and triple-unit taillights, hood molding and special nameplate.

**Luxurious comfort.** Nova Custom is a roomy, comfortable car. Its deep, full foam seats are tastefully upholstered in custom vinyl or available custom sport cloth (illustrated). Other

niceties include thick polyfoam acoustical headlining for interior quiet, wood-grain vinyl accents and custom door trim. Also, rear-seat armrests with built-in ashtray, a new dual-spoke, soft vinyl-covered steering wheel, and more. You can add to these elegant touches with favorite available options like AM/FM stereo radio equipment, bucket seats (for the Coupe), Special Instrumentation, and others.

**Two beautiful ways to go.** Now that you know the Custom is backed by 16 years of Nova refinements and improvements, that its design is distinctively clean and uncluttered, that its interior has luxury touches... you have a decision to make. Which new Nova Custom is the one for you?

**The Sedan.** With the convenience of four doors for easy rear-seat entry and exit, family roominess and comfort.

**The Coupe.** With its own profile and personality. A sensible car you can make more sporty by adding special available equipment like the Nova Rally Equipment, 305 Cu. In. V8 engine, Sport suspension and steel-belted radial tires.



Available custom sport cloth interior.



Nova Custom Coupe with available Rally Equipment.



Nova Custom Coupe.



Nova Hatchback.



Nova Coupe.



Nova Sedan.

## Nova. Solid, sensible and sized for today.

**Roomy Hatchback.** So right for people who like a touch of wagon with their car. With the back seat down, there's over six feet of flat floor length and more than 29 cubic feet of load space. With seat back upright, you have family roominess in an environment that's tasteful and pleasing to the eye. And if you want a special, sporty appearance, include the available Rally Equipment, illustrated on page 5.

**The Coupe.** Our most popular Nova. Comfort, quality, sensible size are three of the things many people are after in a car, and get with Nova. Add to that an affordable price and attractive styling and you know why the '78 Nova is what it's always been—a very sensible car.

**The family-size 4-Door Sedan.** Like the convenience of four doors for easy entry and exit? The Sedan is the Nova for you, with as much roominess as

required for the average family. And, of course, you'll appreciate the economy of the long recommended service intervals and easy-maintenance features standard on all '78 Novas.

**Nova inside. Very pleasing.** You have an attractive choice: the new available sport cloth (illustrated) in

Blue or Camel, or standard vinyl in Black, Blue, Camel or Carmine. New for '78 is the dual-spoke, soft vinyl-covered steering wheel which provides improved viewing of the instrument cluster. Also new is the single retractor front seat belt system. We've relocated it to free up the foot room area and to make rear-seat entry easier for Coupe passengers.

**Nova outside. Very colorful.** Choose your favorite exterior color, add an available color-coordinated vinyl roof and you begin to personalize the Nova to your individual taste. Fourteen exterior colors available: White, Silver,\* Black, Light Blue Metallic, Bright Blue Metallic,\* Light Green Metallic, Dark Blue-Green Metallic, Bright Yellow, Light Camel,\* Camel Metallic,\* Saffron Metallic,\* Dark Camel Metallic,\* Light Red, Carmine Metallic.\* Vinyl roof colors: Black, Blue, Green, White, Camel, Carmine, Silver.\*New color for 1978.



Nova's new available sport cloth interior.

# Nova quality.

## NOVA POWER TEAMS

ALL STATES EXCEPT CALIFORNIA

Specifications				EPA Mileage Estimates*			Engine Availability	Transmissions			Rear Axle Ratios			
Engine Bore x Stroke (in.)	Carb.	SAE Net H.P.	SAE Net Torque	Comp. Ratio (to 1)	Sedans & Coupes			Sedan & Coupe	3-Speed	4-Speed	Auto.	3-Speed	4-Speed	Auto.
250 Cu. In. L6 (L22) (3.88 x 3.53) (A)	1-Bbl.	110 @ 3800 RPM	190 @ 1600 RPM	8.1	City	Hwy.	Comb.	STD.	STD.	NA	Avail.*	2.73	—	2.73
305 Cu. In. V8 (LG3) (3.74 x 3.48) (B)	2-Bbl.	145 @ 3800 RPM	245 @ 2400 RPM	8.4	15	21	17 M	Avail.*	NA	Avail.*	Avail.*	—	3.08	2.41†
350 Cu. In. V8 (LM1) (4.00 x 3.48) (B)*	4-Bbl.	160 @ 3800 RPM	260 @ 2400 RPM	8.2	13	18	15 A	Avail.*	NA	NA	Avail.*	—	—	3.08

CALIFORNIA ONLY California Emission Equipment required for registration in California.

250 Cu. In. L6 (L22) (3.88 x 3.53) (A)	1-Bbl.	90 @ 3600 RPM	175 @ 1600 RPM	8.1	15	20	17 A	STD.	NA	NA	Avail.*	—	—	2.73
305 Cu. In. V8 (LG3) (3.74 x 3.48) (B)	2-Bbl.	135 @ 3800 RPM	240 @ 2000 RPM	8.4	13	19	15 A	Avail.*	NA	NA	Avail.*	—	—	2.41
350 Cu. In. V8 (LM1) (4.00 x 3.48) (B)	4-Bbl.	160 @ 3800 RPM	260 @ 2400 RPM	8.2	13	18	15 A	Avail.*	NA	NA	Avail.*	—	—	2.41†

(A) Produced by GM-Chevrolet Motor Division at the Flat, Michigan Engine Plant.

(B) Produced by GM-Chevrolet Motor Division at the Flat, Michigan, Tonawanda, New York and GM of Canada Engine Plants.

\*Your mileage may vary depending on how and where you drive, your car's condition and its available equipment.

†Available at extra cost. \*Includes NA6 High Altitude Equipment. M—with manual transmission. A—with automatic transmission. †3.08 Performance Ratio available. Included with High Altitude Equipment.



### A word about engines.

The Chevrolets shown in this catalog are equipped with GM-built engines produced by various divisions. Please refer to the Nova power teams chart on this page.

**In-line Six, standard.** A fuel-efficient 250 Cu. In. L6 engine with 3-Speed manual transmission is standard. In California, the available automatic transmission is required.

The L6 engine represents a sensible and timely balance of efficiency and performance that's appropriate for the times and the need to conserve energy. Its block and cylinder head are cast-iron tough. The electric choke helps give you quick starts and good drivability during the warm-up period. Other L6 efficiency features include hydraulic valve lifters that save maintenance costs because they never need adjust-

ing, a fully counterweighted seven-main-bearing crankshaft for smoothness, and a socket for electronic pick-up for convenience and accuracy in setting engine ignition timing.

**Available V8s.** The 305 Cu. In. V8 offers more "go" than the standard Six. You can feel the difference. Its features include High Energy Ignition, short-stroke valve-in-head design and downdraft carburetor, which help provide good engine performance at all speed ranges after engine warm-up. Available as an alternative to the standard Six.

The 350 Cu. In. V8 offers greater horsepower and torque than the 305 V8. Well suited for hilly driving, big loads and trailering. Available in California or with High Altitude Emission Equipment only.

**High Energy Ignition system.** The High Energy Ignition system with high output coil in the distributor cap delivers a hotter spark than conventional systems. It also helps provide quick starts and all-weather protection from moisture, dirt and road splash. Solid-state design eliminates points and ignition condenser, extends time between recommended tune-ups.

**Carburetor outside air intake.** Cooler outside air is ducted from the grille intake area directly into the air cleaner, charging the cylinders with a denser air-fuel mixture to help provide good engine performance after warm-up.

**Long recommended service intervals.** Under normal driving conditions, the Chevy Nova offers long mileage or time intervals between tune-ups, oil changes and lubes to help reduce both inconvenience and expense on the part of owners. The chart below indicates the recommended intervals for most normal service and maintenance procedures.

Engine oil	12 months or 7,500 miles
Chassis lubrication	12 months or 7,500 miles
Oil filter	First 7,500 miles. Every 15,000 miles thereafter.
Spark plugs	Up to 45,000 miles*
Transmission fluid	60,000 miles

\*6-cylinder engine (49 states); 30,000 miles in California. V8 engines up to 22,500 miles (all states).

### IT'S THE LITTLE THINGS THAT MAKE NOVA AN AMERICAN FAVORITE.

**Attention to detail.** It takes more than good design and engineering to produce a quality car. It requires dedication, workmanship and attention to detail by those who build the Chevy Nova. These are the factors that have helped make Nova automobiles America's favorites down through the years.

**Dealers to serve you.** Should your Nova need service or repair, it's comforting to know that an extensive network of dealers extends throughout the 50 states to offer authorized service and parts.

# Standard for '78.

## FEATURES AND SPECIFICATIONS.

1. Coolant recovery system helps prevent coolant loss. 2. Delco Freedom battery never needs refilling. Side terminals resist corrosion. 3. Delcotron generator with built-in solid-state regulator. 4. Computer selected independent front coil springs and rear multi-leaf springs. 5. Bias-mounted rear shock absorbers. 6. Front disc/rear drum brake system. Disc brakes have audible wear sensors. 7. Bias-belted tires on 14" x 6" wheels. 8. Flow-through ventilation system. 9. Protective inner fenders, front and rear. 10. Double-panel door, roof, hood and deck lid construction. 11. Self-cleaning rocker panels help resist corrosion.

### Also standard:

**Nova Custom.** Special sound insulation includes color-keyed acoustical headlining in passenger compartment and full hood insulation • Glove compartment light • Cigarette lighter • Day/night inside rearview mirror • Left- and right-front door dome light switches • Cloth covered padded sun visors • Bright accents on instrument panel • Triple-unit taillights.

**Nova.** Load-floor carpeting and space-saving Stowaway spare tire for Hatchback • Dual-unit taillights • Color-keyed perforated headlining • Vinyl-trimmed padded sun visors • Left-front door dome light switch. • **Nova Custom and Nova.** Wall-to-wall one-piece cut-pile carpeting • Full foam seats • Color-coordinated instrument panel • Soft vinyl-covered steering wheel • Luggage compartment mat • Built-in heater and defroster system • Outside rearview mirror on left-front door.

### Dimensions (in inches).

	2-Door Coupe	2-Door Hatchback	4-Door Sedan
Overall length	196.7	196.7	196.7
Overall width	72.2	72.2	72.2
Wheelbase	111.0	111.0	111.0
Tread, front	61.3	61.3	61.3
Tread, rear	59.0	59.0	59.0
Loaded height	52.7	52.7	53.6
Head room, front	38.2	38.2	39.1
Head room, rear	36.7	36.7	37.1
Leg room, front	41.7	41.7	41.7
Leg room, rear	32.4	32.4	35.2
Shoulder room, front	56.6	56.6	56.6
Shoulder room, rear	55.3	55.3	56.7
Hip room, front	53.3	53.3	53.3
Hip room, rear	52.8	52.8	53.6
Usable luggage space (cu. ft.)	13.4	29.2*	13.0
Fuel tank capacity	21 gals.	21 gals.	21 gals.


\*Cargo volume with rear seat folded down.

## SAFETY FEATURES.

**Occupant protection features.** Seat belts with push-button buckles for all passenger positions • Two front combination seat and inertia reel shoulder belts for driver (with reminder light and buzzer) and right front passenger • Energy-absorbing steering column • Passenger guard door locks • Safety door latches and stamped steel hinges • Folding seat back latches • Energy-absorbing padded instrument panel and front seat back tops • Contoured windshield header • Thick laminate windshield • Safety armrests • Safety steering wheel.

**Accident prevention features.** Side marker lights and reflectors • Parking lamps that illuminate with headlamps • Four-way hazard warning flasher • Backup lights • Lane change feature in direction signal control • Windshield defrosters, washer and dual speed wipers • Wide view inside mirror (vinyl-edged, shatter-resistant glass and deflecting support) • Outside rearview mirror • Dual master cylinder brake system with warning light • Starter safety switch • Dual action safety hood latches.

**Anti-theft features.** Ignition key reminder buzzer • Steering column lock.



## Nova available options.

For your added pleasure as well as personalizing the 1978 Nova to your individual desires, select from the many Nova options available this year.



Nova Custom instrument panel shown with available Four-Season air conditioning, Delco-GM AM/FM stereo radio and Special Instrumentation.

**1. Rear window defogger.** Blower-type forced air defogger helps keep rear window clear in bad weather.

**2. Wheel opening moldings.** Add a stylish touch to your Nova with bright wheel opening moldings. Choice of narrow width (shown) or distinctive wider width.

**3. Comfortilt steering wheel.** Adjusts to six positions for most comfortable driving angle and for easier entry and exit.

**4. Power door lock system.** Control on each front door locks and unlocks all doors. Designed for security and convenience.

**5. Econominder Gage Package.** Fuel economy gage indicates when car is being driven in the most economical range. Includes voltmeter and temperature gage.

**6. AM/FM stereo radio.** Choose from these quality Delco-GM radios. AM/FM stereo, AM/FM, AM. Eight-track stereo tape system available with AM or AM/FM stereo radios.

All stereo systems include auxiliary speakers. Windshield antenna included with factory-installed radios.

**7. Intermittent windshield wiper system.** Ideal when continual wiper operation is not required. Includes mist control position and intermittent wiper memory setting that will vary the wiper cycle from 1/2 to 20 seconds.

**8. Wire wheel covers.** Bright chrome finish with the appearance of wire wheels.

**9. Full wheel covers.** Handsomely styled for the distinctive look.

**10. Power windows.** Raise or lower windows at the touch of a button. Master control on driver's door, plus individual control on each door.

**11. Cruise control.** Cruise-Master automatically maintains a constant speed without the use of the accelerator pedal. A convenience you'll appreciate on long trips.

**12. Body side molding.** Helps protect paint against nicks. Available with black or color-keyed vinyl insert.

For your added pleasure, too...

**V8 engine.** 305 Cu. In. with available 4-Speed manual transmission. Also, 350 Cu. In. V8—more power for hilly driving, big loads, trailering (available in California or with High Altitude Equipment only).

**Nova Rally Equipment.** Includes diamond-pattern chrome-plated grille and black headlight bezels with bright trim and horizontally mounted parking lights. Also, triple band striping and color-keyed Rally wheels. Wheels have bright trim rings, lug nuts and center caps. Special "Nova Rally"

identification on grille and front fenders. Available on Nova and Nova Custom, Coupe and Hatchback models.

**Also available:** Two-tone exterior paint • Vinyl roof cover • Tinted glass • Remote-control outside rear-view mirrors • Swing-out rear side windows for Coupe and Hatchback • Power steering • Auxiliary lighting • Body side pin striping • Heavy-duty front and rear suspension • Sport suspension • Steel-belted radial ply tires • Color-keyed Rally wheels • And more.

