



2009 Honda **R I D G E L I N E**





Pickup trucks
have always been about
muscle,
backbone
and
testosterone...




...then Honda gave them a brain and made them a whole lot better.

Where is it written that big has to mean inefficient? Why is it acceptable for a pickup truck to treat passengers like cargo? Or make driving feel more like work than fun? Who says you have to stick to tradition instead of finding a better way to do things? Not Honda. When we developed the Ridgeline, our goal was to make a truck every bit as tough as it needs to be, but also to send it charging into new territory. And with this emphasis on innovation, you don't expect us to rest on our laurels. Upgrades for 2009 include greater engine output, bolder exterior styling such as 18" alloy wheels on RTL, and more high-tech features inside.

Ridgeline RTS shown in Bali Blue Pearl.

Tough

meets intelligent.



It singlehandedly gave the entire Swiss army an identity crisis.

Rigid meets flexible. It's so versatile, the dictionary lists Ridgeline as a noun, a verb and an adjective. With an extra-wide flat cargo bed as well as innovative features like a dual-action tailgate and lockable In-Bed Trunk,[®] the Ridgeline takes on new challenges, doing things no pickup truck ever dreamed of.

The dual-action tailgate not only swings down like ordinary tailgates, but it also swings out to the side, allowing you easy access to the vehicle's In-Bed Trunk.

Because the Ridgeline's rear wheelwells don't intrude into the cargo area, the 49.5" wide bed allows a thick stack of 4' x 8' plywood sheets to lie flat.



The Ridgeline's bed is constructed of Steel-Reinforced Composite (SRC) material. Both stronger and lighter than regular steel, it's designed to take almost any abuse you can dish out.

Ridgeline RTL shown in Billet Silver Metallic.

*Honda reminds you to properly secure all items stored in the cargo area.



The 2009 Ridgeline adds two additional heavy-duty tie-down cleats, giving you a total of eight. Securing up to 1,100 lbs, they let you safely transport even the most uncooperative cargo.*



The lockable In-Bed Trunk keeps gear secure and out of sight. With its waterproof, 8.5-cubic-foot capacity, it can accommodate large items like golf bags or even a 76-quart cooler.



Shown with accessory bed extender.

The Ridgeline's tailgate is designed to safely accommodate large, heavy items like an ATV. Its 300-lb dynamic load capacity makes it one of the strongest tailgates around.



Its transmission has five speeds:
mix, chop, whip, pulverize and liquify.



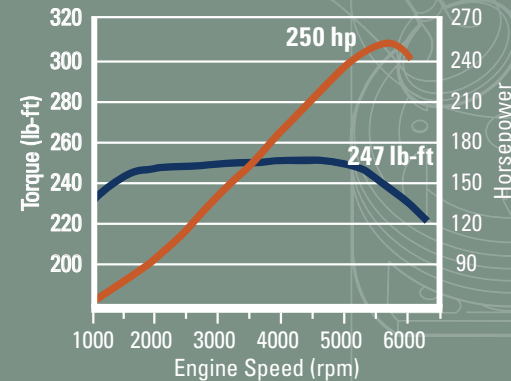
Ridgeline RTL shown in Billet Silver Metallic.



Ridgeline RTL shown in Nighthawk Black Pearl with accessory towing kit and hitch ball.

Efficient meets powerful. Lean muscle. Zero fat. This is the key to getting the most out of every one of the Ridgeline's 250 horses. Tow-ready features include an integrated Class III trailer hitch (trailer harness standard on RTS and above), a revised 5-speed automatic specifically geared for the task, a high-capacity radiator with dual electric fans, a heavy-duty power-steering-fluid cooler and a high-capacity automatic transmission-fluid cooler. The rigid chassis design and large brake rotors also contribute to its towing abilities. What it all means is that you can handle the big loads—up to 5,000 lbs¹—without breaking a sweat.

The Ridgeline 3.5-liter V-6 is proof that power doesn't have to be raw, it can be refined. Employing Honda's patented Variable Valve Timing and Lift Electronic Control (VTEC[®]), it provides abundant power whenever you need it. Engine updates including a revised two-stage intake manifold give you more torque, especially at the low end, for increased towing ability. The unique high-mounted fresh-air intake system packs cooler air into the combustion chambers to help keep output strong, even in heavy-duty driving and towing conditions. Additionally, the engine provides surprising fuel efficiency² and one of the lowest emissions ratings in its class.




A ride so smooth, it'll have you believing the world is flat.



Ridgeline RTL shown in Dark Cherry Pearl.

Tough meets refined.

You know that bone-jarring jolt you feel every time your truck hits a bump? Think you'll miss it? The Ridgeline's chassis, independent suspension and sophisticated 4WD system have been designed and tuned to not only handle heavy-duty work and off-road use, but also to provide a surprisingly refined ride. And like every Honda, they help make the Ridgeline a blast to drive.



Unlike the solid rear axle setup found in most other trucks, the Ridgeline enjoys the advantages of 4-wheel independent suspension. It provides not only superior on- and off-road handling, but also a more composed ride with unmatched stability.




When the benefits of 4WD are needed, the vehicle's Variable Torque Management® 4-wheel-drive system (VTM-4®) sends up to 70% of engine torque to the rear wheels.

VTM-4 Lock® helps you get moving in low-traction conditions such as ice or loose gravel. Press the dash-mounted button and the rear differential will lock and stay locked up to 18 mph in forward or reverse gear.

Under normal driving conditions such as cruising on dry pavement, the VTM-4 system sends all power to the front wheels. This maximizes fuel efficiency² when 4WD isn't needed.

The integrated closed-box frame with unit-body construction not only provides strength and class-leading torsional rigidity, but it also makes the ride both quieter and smoother.

Like most 4-wheel-drive systems, the Ridgeline responds reactively to wheel slippage, sending power where it's needed most. But unlike competing systems, it also responds proactively based on the amount of torque the engine is producing. By anticipating the need for additional traction, it ensures a smooth and almost transparent transition between 2- and 4-wheel drive.





Its confidence-inspiring powers extend beyond the ability to pull a boat up a ramp.

Slip meets grip. The Ridgeline is clear evidence of Honda's commitment to delivering the highest level of safety, regardless of the size of your bank account. Additional standard safety features for 2009 include active front head restraints and Daytime Running Lights (DRL). And the Ridgeline was the first 4-door pickup truck ever to earn 5-star safety ratings in both frontal and side-impact crash tests from the National Highway Traffic Safety Administration (NHTSA).*

Ridgeline RTL shown in Sterling Gray Metallic.



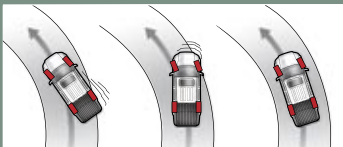
The Ridgeline's first line of defense is a reinforced unit body that incorporates a closed-box frame with internal high-strength steel frame stiffeners. Both the frame rails and all seven crossmembers feature box-section construction. The result is a remarkably high torsional rigidity, 5-star crash-test ratings,* and the lowest chance of rollover among all pickup trucks tested by the NHTSA.†



The anti-lock braking system (ABS) also features Brake Assist, which can help apply maximum braking in certain emergency situations. Electronic Brake Distribution (EBD) varies the brake force to each wheel to help balance dynamic loads.



On RTL models with satellite navigation, the navigation screen doubles as a rearview camera display, showing you what's directly behind the vehicle when you're in reverse.



Vehicle Stability Assist™ (VSA®) with traction control can detect understeer or oversteer and reduce the amount of engine torque and/or use the vehicle's ABS system to brake individual wheels as needed to help restore your intended course.



The Ridgeline's standard Tire Pressure Monitoring System³ (TPMS) continually checks the pressure of each tire, alerting the driver with an in-dash display when a particular tire's pressure is significantly low.

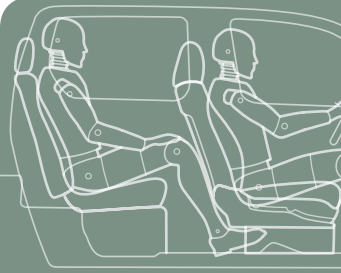


Front airbags inflate and deflate in a fraction of a second.

Front, front side, and side curtain airbags are all standard.** The front seats feature active head restraints that are designed to move up and forward in a rear collision to help keep head movement to a minimum, potentially reducing whiplash injuries.

*Government star ratings are part of the National Highway Traffic Safety Administration's (NHTSA's) New Car Assessment Program (www.safercar.gov). Model tested with standard side-impact airbags (SABs). †Based upon percentage chance of rollover if involved in a single-vehicle crash, as calculated by NHTSA.

**Honda reminds you and your passengers to always buckle up. Children 12 and under are safest when properly restrained in the rear seat.



Along with plenty of legroom and elbow room, the slightly elevated stadium seating makes the second row of the Ridgeline anything but second class. In addition, the flat rear floor allows for a more comfortable ride for passengers and more room for cargo.



The Ridgeline doesn't have a cabin; it has a 5-star resort.

Ridgeline RTL shown with Gray Leather and available Honda Satellite-Linked Navigation System™⁴



If it's gear you're hauling, the rear seats offer plenty of under-seat storage. They also lift up to make room for large objects—even a full-size mountain bike. The rear seat's 60/40 split also allows for both gear and passengers.

Honda reminds you to properly secure all items stored in the cargo area.

Rugged meets roomy. Think of it as the great indoors. The Ridgeline's unique body design allows for a wider, deeper cabin, with plenty of room for five full-size adults. But just because it's big doesn't mean it's not sophisticated. RTS and above models feature dual-zone automatic climate control and an 8-way power driver's seat with power lumbar support. In addition, RTL models add heated front seats, carpeted floor mats, leather trim, a leather-wrapped steering wheel and a power moonroof.





Ridgeline RTL shown with Gray Leather and available Honda Satellite-Linked Navigation System.⁴



Rugged performance means you'll get where you're going. Advanced systems inside help keep you connected and informed until you get there. The available Honda Satellite-Linked Navigation System⁴ with voice recognition links to 7 million points of interest* as well as Zagat Survey⁵

ratings and reviews. New for '09, the Bluetooth⁶ HandsFreeLink[®] on RTL with navigation connects with your Bluetooth-compatible phone and lets you make and receive calls with your hands on the wheel and eyes on the road. The standard audio system utilizes 6 speakers and is MP3/WMA⁷-compatible. Select models add a subwoofer, a 6-disc in-dash CD changer, XM[®] Radio⁸ and an MP3/auxiliary input jack.


*Some roads unverified. See the navigation system owner's manual for more details on coverage.




Thoughtful details throughout the cabin elevate ease-of-use to a whole new level. The new steering-wheel design features integrated buttons for the cruise control on all models and audio-system functions on RTS and RTL. The cavernous center console contains multiple storage compartments, as well as a 115-volt power outlet on RTL that lets you plug in a laptop or other electronic devices. Redesigned control knobs allow for easy operation, even with gloved hands. The sliding rear window opens and closes at the push of a dash-mounted button.

Drive responsibly. Some state laws prohibit the operation of handheld electronic devices while operating a vehicle. For safety reasons, always launch your audio application or perform any other operation on your phone or audio device only when the vehicle is safely parked. iPod is a registered trademark of Apple Computer, Inc., registered in the U.S. and other countries. iPod not included.



A dream is a view of  the world not as it is, but as it could be. For 60 years, Honda has encouraged its associates to aim beyond what is currently possible. All for the purpose of progressing human mobility. This spirit has resulted in advances in environmental technology, like the hydrogen fuel cell FCX Clarity, that brings us closer to a future filled

with blue skies. It guides us as we strive  to exceed government safety regulations and has led to industry-changing innovations on the ground, in the water, and, with the HondaJet,[™] in the air. And it pushes us to use premier race circuits as testing grounds

for our ideas. Moving forward, our minds are open to new ideas, no matter where they come from. Because you never know what will be until you discover what can be. dreams.honda.com



“We only have
and it will be made of **one future,
our dreams.**”

—Soichiro Honda

Specially constructed race vehicle not available for sale. For closed-course competition only. 2008 model shown.

ENGINE	
3.5-Liter, 24-Valve, SOHC VTEC® V-6 Engine	High-Mounted Fresh-Air Intake
250 hp @ 5700 rpm (SAE net)	Multi-Point Fuel Injection
247 lb-ft @ 4300 rpm (SAE net)	Direct Ignition System with Immobilizer
Bore and Stroke (mm): 89 x 93	ULEV-2 Emissions Rating (CARB)
Compression Ratio: 10.0:1	100K +/- Miles No Scheduled Tune-Ups*
Drive-by-Wire™ Throttle System	

DRIVETRAIN	
5-Speed Automatic Transmission	Variable Torque Management® 4-Wheel-Drive System (VTM-4®)
Gear Ratios: 1st: 2.697, 2nd: 1.606, 3rd: 1.071, 4th: 0.766, 5th: 0.538, Reverse: 1.889, Final Drive: 4.533	Locking Rear Differential
	Heavy-Duty Automatic-Transmission-Fluid Cooler

TOWING	
Integrated Closed-Box Frame with Unit-Body Construction	Integrated Class III Trailer Hitch
Fully Boxed High-Strength Steel (HSS) Frame Rails and Crossmembers with Internal Stiffeners	Pre-Wired for Trailer Brake Controller
Heavy-Duty Radiator with Dual 160-Watt Fans	6050-lb Gross Vehicle Weight Rating (GVWR)
Heavy-Duty Power-Steering-Fluid Cooler	10,085-lb Gross Combined Weight Rating (GCWR)
Pre-Wired for Trailer Harness (RTS and RTL Include Trailer Harness)	5000-lb Towing Capacity¹
	Total Payload Capacity (lbs): 1546 (RT/RTS), 1497 (RTL), 1486 (RTL w/Nav)

BODY/SUSPENSION/CHASSIS	
Steering Ratio: 18.5:1	Stabilizer Bar (mm, front/rear): 23.0/25.4
Steering Wheel Turns, Lock-to-Lock: 3.38	Steel-Reinforced Composite (SRC) Cargo Bed
Turning Diameter, Curb-to-Curb (ft): 42.6	MacPherson Strut Front Suspension
Power-Assisted Ventilated Front Disc/Solid Rear Disc Brakes (in): 12.6/13.1	Multi-Link Rear Suspension with Trailing Arms
StyLED Steel Wheels (RT) / 17" Alloy Wheels (RTS) / 18" Alloy Wheels (RTL)	Variable Power-Assisted Rack-and-Pinion Steering
17" P245/65 R17 105T (RT, RTS) P245/60 R18 104T (RTL) All-Season Tires	

SAFETY	
3-Point Seat Belts at All Seating Positions	Anti-Lock Braking System (ABS)
Front 3-Point Seat Belts with Automatic Tensioning System	Electronic Brake Distribution (EBD)
Adjustable Front Seat-Belt Anchors	Vehicle Stability Assist™ (VSA)™ with Traction Control
Dual-Stage, Dual-Threshold Front Airbags (SRS)	Brake Assist
Front Side Airbags with Passenger-Side Occupant Position Detection System (OPDS)	Tire Pressure Monitoring System² (TPMS)
Side Curtain Airbags with Rollover Sensor	Lower Anchors and Tethers for Children (LATCH)
Driver's and Front Passenger's Active Head Restraints	Child-Proof Rear Door Locks
Side-Impact Door Beams	Daytime Running Lights (DRL)

EXTERIOR MEASUREMENTS	RT	RTS	RTL
Wheelbase (in)	122.0	122.0	122.0
Length (in)	207.0	207.0	207.0
Height (in)	70.3	70.3	71.2
Width (in)	77.8	77.8	77.8
Track (in, front/rear)	67.1/66.9	67.1/66.9	67.1/66.9
Minimum Ground Clearance (in)	8.2	8.2	8.2
Approach/Departure Angles (degrees)	24.5/22.0	24.5/22.0	24.5/22.0
Cargo Bed Length (in, tailgate up/down)	60.0/79.0	60.0/79.0	60.0/79.0
Cargo Bed Width (in, between wheelwells)	49.5	49.5	49.5
Heavy-Duty Tie-Down Cleats (8) Capacity (lbs per cleat)	350	350	350
In-Bed Trunk® Capacity (cu ft)	8.5	8.5	8.5
Curb Weight (lbs)	4504	4504	4553/4564 with Navigation
Weight Distribution (% , front/rear)	58/42	58/42	58/42

INTERIOR MEASUREMENTS			
Headroom (in, front/rear)	40.7/39.1	40.7/39.1	
Headroom with Moonroof (in, front/rear)			38.7/39.0
Legroom (in, front/rear)	40.8/36.4	40.8/36.4	40.8/36.4
Shoulder Room (in, front/rear)	63.2/62.6	63.2/62.6	63.2/62.6
Hiproom (in, front/rear)	57.6/57.2	57.6/57.2	57.6/57.2
Passenger Volume (cu ft)	112.0	112.0	108.9
2nd-Row Under-Seat Storage (cu ft)	2.6	2.6	2.6
Seating Capacity	5	5	5

EPA MILEAGE ESTIMATES³/CAPACITIES			
5-Speed Automatic (City/Highway/Combined)	15/20/17	15/20/17	15/20/17
Crankcase (qt)	5.3	5.3	5.3
Coolant System (qt)	8.5	8.5	8.5
Fuel (gal)	22.0	22.0	22.0
Required Fuel¹	Regular Unleaded	Regular Unleaded	Regular Unleaded

EXTERIOR FEATURES	RT	RTS	RTL
Power Moonroof			•
Dual-Action Tailgate	•	•	•
In-Bed Trunk	•	•	•
Variable Intermittent Windshield Wipers with Automatic Heated Wiper Zone	•	•	•
Remote Entry System	•	•	•
Security System		•	•
Privacy Glass		•	•
Heat-Rejecting Green-Tinted Glass	•	•	•
Body-Colored Door Handles	Black	•	•
Folding Power Side Mirrors	•	Body-Colored	Body-Colored/Heated
Integrated Bed Lights (4) with Auto-Off Timer	•	•	•
Heavy-Duty Tow Hooks (front and rear)	•	•	•
Multi-Reflector Halogen Headlights with Auto-Off	•	•	•
Fog Lights			•

COMFORT & CONVENIENCE			
Air Conditioning with Air-Filtration System	•		
Dual-Zone Automatic Climate Control with Air-Filtration System		•	•
Honda Satellite-Linked Navigation System™⁴ with Voice Recognition and Rearview Camera			Available
Bluetooth® HandsFreeLink®			with Navigation
Power Windows with Auto-Up/Down Driver's Window	•	•	•
Power Sliding Rear Cabin Window	•	•	•
Power Door Locks	•	•	•
Steering Wheel-Mounted Controls	Cruise	Cruise/Audio	Cruise/Audio
Steering Wheel-Mounted Navigation and Phone Controls			with Navigation
Cruise Control	•	•	•
Leather-Wrapped Steering Wheel			•
Adjustable Steering Column	•	•	•
Multifunctional Center Storage Console with Sliding Armrest	•	•	•
Driver's and Front Passenger's Illuminated Vanity Mirrors	•	•	•
HomeLink® Remote System⁹			•
Ambient Console Lighting			•
Map Lights	•	•	•
Sunglasses Holder	•	•	•
Rearview Mirror with Compass			without Navigation
Beverage Holders (2 front, 4 rear)	•	•	•
12-Volt Power Outlets (2 front, 1 rear)	•	•	•
115-Volt Power Outlet (center console)			•
Door-Pocket Storage Bins	•	•	•
Grab Rails (front and rear)	•	•	•
Rear Console Vents	•	•	•
All-Weather Heavy-Duty Floor Mats		•	
Carpet Floor Mats			•

SEATING			
Leather-Trimmed Interior			•
Heated Front Seats			•
Driver's Seat Adjustment	6-Way Manual	8-Way Power	8-Way Power
Driver's Seat with Power Lumbar Support		•	•
60/40 Lift-Up Rear Seat with Under-Seat Storage	•	•	•
Head Restraints at All Seating Positions	•	•	•

AUDIO SYSTEMS			
100-Watt AM/FM/CD Audio System with 6 Speakers	•		
160-Watt AM/FM/6-Disc In-Dash CD Audio System with 7 Speakers, Including Subwoofer		•	•
MP3/Windows Media® Audio⁷ (WMA) Playback Capability	•	•	•
XM® Radio⁸			•
MP3/Auxiliary Input Jack		•	•

*Does not apply to fluid and filter changes. May vary with driving conditions. Please see your owner's manual for more details.



Want your own look? Ask your dealer about Honda Genuine Accessories. These include running boards, side steps, roof rack, bed extender and tonneau cover. They're designed, engineered and tested to meet the same exacting standards as your new vehicle—a high-quality way to make your new Honda one of a kind.



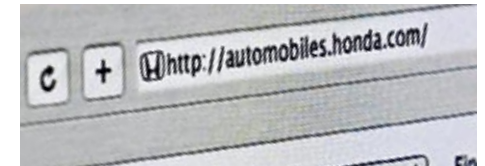
Your dealer's team of trained technicians is ready to help keep your Honda in superb shape. All 2009 Honda vehicles—and any Honda Genuine Accessories installed at the time of purchase—are covered by the 3-year/36,000-mile New-Vehicle Limited Warranty.¹⁰ Plus, Honda cars and trucks are covered by a 5-year/60,000-mile Limited Powertrain Warranty, too!¹¹ For more information or assistance, see your Honda dealer or please give us a call at 1-800-33-Honda.

HONDA Financial Services

Whether you buy or lease a Honda vehicle, **Honda Financial Services** can assist you with the process. Please ask your dealer which lease or purchase plan best suits your needs.

HONDA Care

Honda Care[®] is a highly affordable, comprehensive vehicle and travel protection plan backed by Honda reliability, service and parts. Please see your dealer for all the details.



Visit us at automobiles.honda.com

Get the latest photos, MSRPs, specs and more. You can "build" your own Honda, accessorize it—even ask for a dealer price quote, apply for financing and check dealer inventories online.

¹ Towing requires the addition of the Honda accessory towing kit and hitch ball. Trailer harness standard on RTS and RTL models. Premium unleaded fuel recommended when towing. Refer to the owner's manual for additional towing information. ² Based on 2009 EPA mileage estimates, reflecting new EPA fuel economy methods beginning with 2008 models. Use for comparison purposes only. Do not compare to models before 2008. Your actual mileage will vary depending on how you drive and maintain your vehicle. ³ For optimal tire wear and performance, tire pressure should be checked regularly with a gauge. Do not rely solely on the monitor system. See your owner's manual for details. ⁴ The Honda Satellite-Linked Navigation System is available on RTL models in the United States, except Alaska. See your Honda dealer for details. ⁵ © 2008 Zagat Survey, LLC. Zagat Survey is a registered trademark of Zagat Survey, LLC. ⁶ The Bluetooth[®] word mark and logos are owned by the Bluetooth SIG, Inc., and any use of such marks by Honda Motor Co., Ltd., is under license. ⁷ Windows Media[®] is a trademark or registered trademark of Microsoft Corporation in the United States and/or other countries. ⁸ Required XM[®] Radio monthly subscription sold separately after 90-day trial period. Installation costs and other fees and taxes may apply after initial trial period, including a one-time activation fee. All fees and programming subject to change. Subscriptions subject to Customer Agreement available at xmradio.com. XM service only available in the 48 contiguous United States. The XM name is a registered trademark of XM Satellite Radio Inc. ⁹ HomeLink[®] is a registered trademark of Prince Corporation, a wholly owned subsidiary of Johnson Controls[™]. ¹⁰ **3-Year/36,000-Mile Limited Warranty. 5-Year/60,000-Mile Limited Powertrain Warranty.** Ordinary maintenance or adjustments, parts subject to normal wear and replacement, and certain items are excluded. See your Honda dealer for terms and conditions of the limited warranties. ¹¹ Kelley Blue Book's kbb.com awarded Honda three Best Resale Value Awards for the 2008 Civic, the 2008 Civic Hybrid and the 2008 Odyssey. www.kbb.com/bvva08. Vehicle's projected resale value is specific to the 2008 model year. Kelley Blue Book is a registered trademark of Kelley Blue Book Co., Inc. ¹² Based on 2008 model-year study. IntelliChoice[®] Inc. www.intellichoice.com. ¹³ *Automotive Lease Guide*, 2008 Industry Brand Residual Value Award. **Always use seat belts and appropriate child seats. Children 12 and under are safest when properly restrained in the rear seat.** Specifications, features, illustrations and equipment shown in this brochure are based upon the latest available information at the time of printing. Although descriptions are believed to be correct, accuracy cannot be guaranteed. American Honda Motor Co., Inc., reserves the right to make changes at any time, without notice or obligation, in colors, specifications, accessories, materials and models. Some features mentioned herein are not available in all areas. See your Honda dealer for details. Some vehicles may be shown with optional equipment. Available = Optional. All images contained herein are either owned by American Honda Motor Co., Inc., or used under a valid license. It is a violation of federal law to reproduce these images without express written permission from American Honda Motor Co., Inc., or the individual copyright owner of such images. Honda Financial Services is a DBA of American Honda Finance Corporation. Honda, the H-mark symbol, Honda Care, Honda Satellite-Linked Navigation System, HondaJet, Drive-by-Wire, HandsFreeLink, In-Bed Trunk, Variable Torque Management, VTM-4 and VTM-4 Lock, Vehicle Stability Assist, VSA and VTEC are trademarks of Honda Motor Co., Ltd. © 2008 American Honda Motor Co., Inc.

Over 25 years ago Honda began assembling cars in the United States. Today, almost 4 out of 5 Hondas sold in the U.S. are assembled in North America. Many are developed here, too. And every Honda is a smart value thanks to timeless design, great reliability and extended maintenance intervals. Check out our Best Resale Value Awards¹¹ from *Kelley Blue Book's* kbb.com, Best Overall Value Awards from IntelliChoice^{®12} and—for the 5th year in a row—*Automotive Lease Guide's* prestigious Industry Brand Residual Value Award.¹³

