
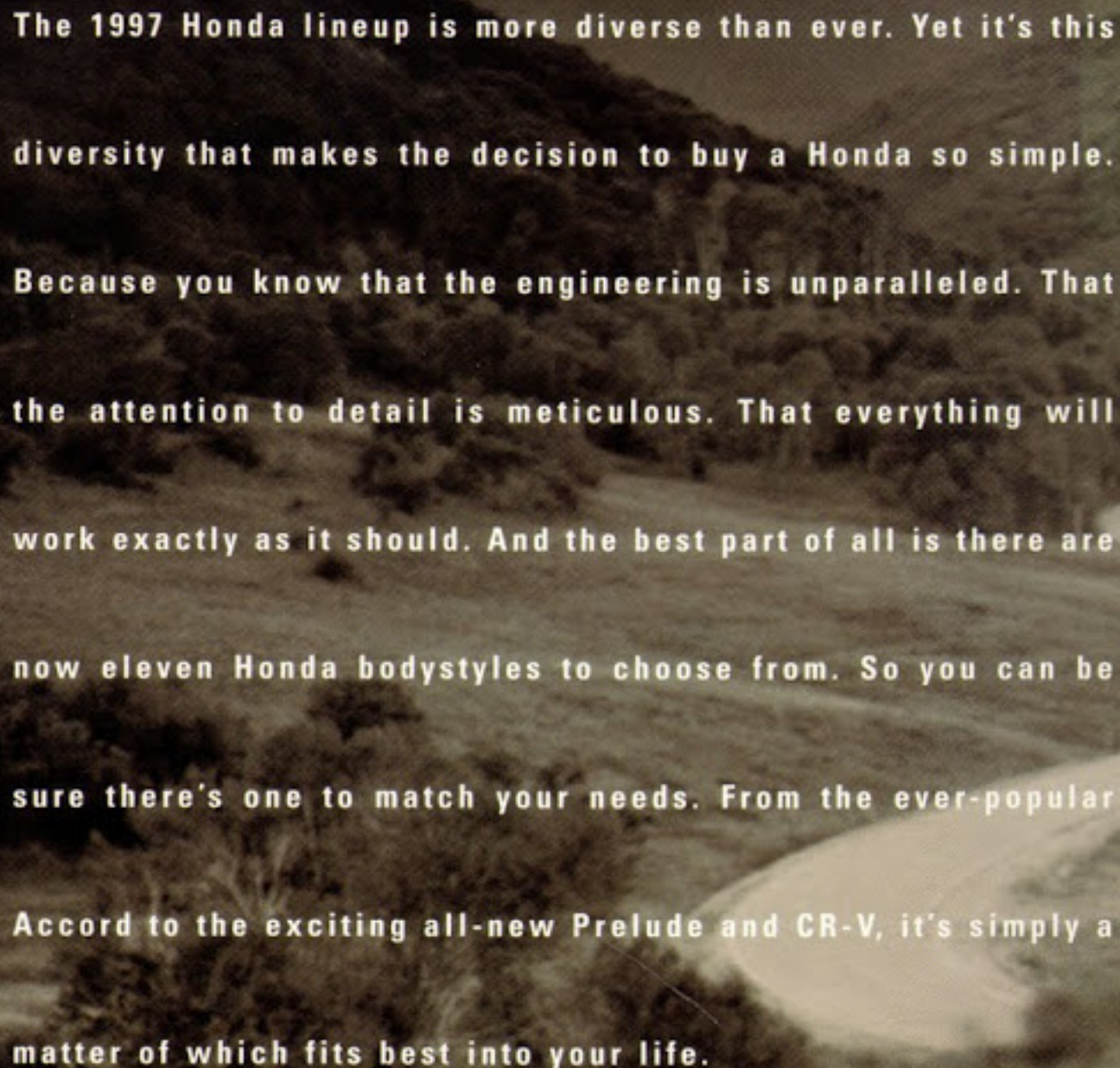


1997 Honda



A black and white photograph of a winding road through a hilly, wooded landscape. The road curves from the bottom right towards the center of the frame. The hills are covered in dense trees and shrubs. The sky is bright, suggesting a clear day.

The 1997 Honda lineup is more diverse than ever. Yet it's this diversity that makes the decision to buy a Honda so simple. Because you know that the engineering is unparalleled. That the attention to detail is meticulous. That everything will work exactly as it should. And the best part of all is there are now eleven Honda bodystyles to choose from. So you can be sure there's one to match your needs. From the ever-popular Accord to the exciting all-new Prelude and CR-V, it's simply a matter of which fits best into your life.





Accord V-6 Sedan

Powerful. Luxurious. The V-6 Sedan is a truly different class of Accord. A solid 170-horsepower V-6 engine provides the power. While an incredibly refined 4-wheel double wishbone suspension system makes the ride extremely smooth. And amenities are everywhere to ensure that one of the smoothest-performing, quietest-riding automobiles in its class is irresistible.



V-6 Power



Luxurious Leather Trim (EX)





Accord EX V-6 Sedan shown in Flamenco Black Pearl.



Accord Sedan

The Accord Sedan is the essence of Honda simplicity. It took the most advanced engineering and strict attention to detail to achieve this, of course. A strong 145-horsepower VTEC engine (EX), an extremely smooth ride and intelligently designed controls in a luxurious and spacious interior. What more could someone with a complex life want?



*Trunk Pass-Through with Lock
(LX, EX)*



*Driver's Power Controls
(LX, EX)*





Accord EX Sedan shown in Heather Mist Metallic.

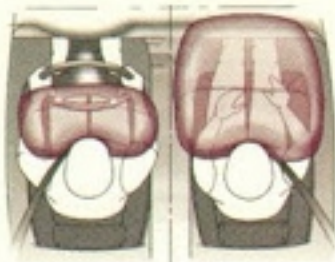


Accord Coupe

Sporty, self-assured, sophisticated. The Accord Coupe has a distinctive style to complement your own. The refined 4-wheel double wishbone suspension system, quiet ride and comfortable cabin let you fully enjoy the engine's performance. And there are two different models to choose from. One of which will look really nice parked in your life.



Driver's Seat with 6-Way Power Adjustment[†]



Standard Dual Airbags[‡]

[†]In EX with available leather trim.

[‡]Honda reminds you and your passengers to always buckle up.





Accord LX Coupe shown in Mystic Blue Pearl.



Accord Wagon

The Accord Wagon provides the space you need, as well as the style, luxury and performance you want. The way it drives reminds you it's an Accord. Thoughtful details inside—like a split fold-down rear seat and retractable cargo cover—remind you it's a Honda. It's a vehicle that's designed to handle your family and your cargo as well as it handles the road.



Remote Entry System (EX)



Split Fold-Down Rear Seat





Accord EX Wagon shown in Bordeaux Red Pearl.




Civic Sedan

The Civic Sedan delivers all that you want, and more than you expect. The powerful performance of a 127-horsepower VTEC engine (EX). The smooth ride and adept handling of a 4-wheel double wishbone suspension system. Classy, aerodynamic styling. And a roomy, ergonomic interior. You really must drive one for yourself.



Anti-Lock Braking System (EX)



Spacious/Versatile Interior





Civic EX Sedan shown in Vogue Silver Metallic.



Civic Coupe

Sleek and refined, you'll appreciate the Civic Coupe for its sense of style. You'll also like the available continuously variable transmission (HX only), which combines the convenience of an automatic with the efficiency and performance of a manual. And the cabin is so well-appointed, you'll feel indulged. For such a practical car, this is quite an ego-boosting experience.



Double Wishbone Suspension



Beverage Holders





Civic HX Coupe shown in Granada Black Pearl.



Civic Hatchback

What you want from the Civic Hatchback is all here. Versatility. Reliability. A lasting value. But there's more. Like an engine that defines the relationship between power and fuel economy. A suspension system that can handle just about everything. A very user-friendly interior. An easy-open hatch. And a sense of pride that you chose a car with all of this.



4-Speaker High-Power Stereo (DX)



Split Fold-Down Rear Seat





Civic DX Hatchback shown in Dark Amethyst Pearl.



Odyssey

If you're looking for a minivan that does it all, the Odyssey fulfills even the highest expectations. It accelerates quickly and handles curves well. Like a car. The four doors open out and power windows roll down. Also like a car. And, with a third-row seat that folds into the floor, the seating and loading options abound. For just the kind of versatility you need.



Four-Door Design



Fold-Down Third-Row Seat





Odyssey EX shown in Seafoam Mist Metallic.



Passport

Whether you are going off-road or just off to work, you are in complete command with a Passport. A 190-horsepower V-6 engine, available shift-on-the-fly 4-wheel drive and plenty of ground clearance let you take in the great outdoors whenever you want. While rugged good looks and an attractive, roomy interior let you do it in style. So go to it.



Ground Clearance of 8.3"



Shift-on-the-Fly 4WD

Honda reminds you to "Tread Lightly!"™






Passport 4WD EX shown in Light Silver Metallic.



CR-V

Just when everyone thought they knew what to expect from a four-wheel-drive vehicle, along comes the exciting new Honda CR-V. Because it's so much fun to maneuver, you might be surprised at all the room inside. Innovative features like Real Time™ 4-wheel drive and a handy removable picnic table make it seriously playful. It's up to you to do it justice.



Cargo/Passenger Versatility



Removable Picnic Table

CR-V available January 1997.





CR-V shown in Supermarine Blue Pearl with accessory roof rack and alloy wheels.



Prelude

The all-new Prelude is infused with a 2.2 liter, 195-horsepower DOHC VTEC engine (manual), plus incredible handling, which makes you wonder about the laws of gravity. Thrilling performance. Advanced styling. A well-thought-out interior. It's the embodiment of Honda's promise to remain on the cutting edge of automobile technology.



*Active Torque Transfer System
(Type SH)*



*Sequential SportShift
Automatic Transmission*

Availability: Prelude 11/96; Type SH Winter '97.





Prelude Type SH shown in San Marino Red.



del Sol

A racing-inspired, 4-wheel double wishbone suspension system. An available 160-horsepower, dual overhead cam VTEC engine! Firm, contoured seats with moisture- and UVA-resistant fabric. And one very slick, lightweight, removable feature—the roof. The world is a present that's wrapped in ribbons of road. It's up to you to open it up. Have fun.



Convenient Roof Panel Storage



Audio System Cover

VTEC model





The del Sol VTEC shown in Milano Red.



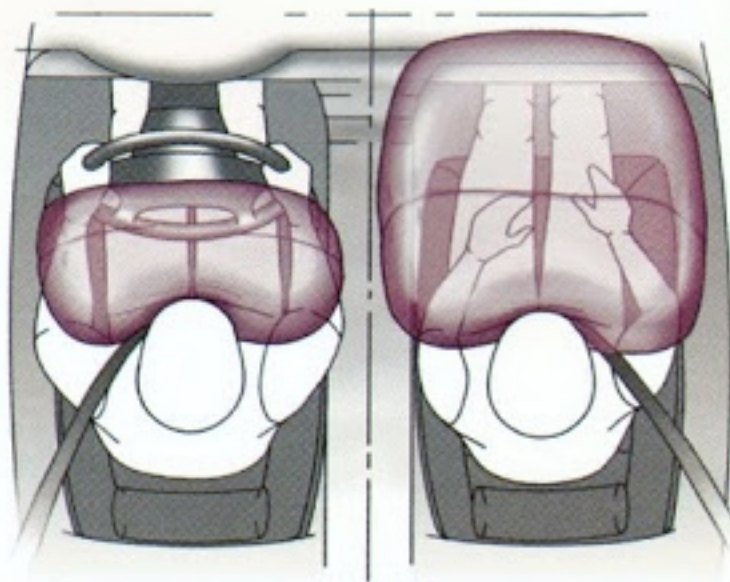
Safety

Honda has a long history of building safety into its vehicles. Company founder Soichiro Honda was deeply dedicated to developing engineering and technology that were superior to any other available. His philosophy continues to guide Honda. It demands that our engineers develop the very latest materials and technology so they can design vehicles that are safe, reliable and comfortable.

To help protect its occupants, every Honda vehicle has front and rear crush zones which help to absorb energy from severe full-frontal, offset-frontal

and rear impacts. Every Honda vehicle also has a reinforced body and sturdy steel beams in each door to help provide side-impact protection.

Inside every 1997 Honda are standard dual airbags, 3-point seat belts at all outboard seating positions, plus child-proof rear door locks in four-door models. Together, all these components create an integrated safety system.



Standard Dual Airbags inflate and deflate in a fraction of a second to help protect the driver and front passenger upon a severe frontal impact. For maximum protection, always wear your seat belt.


Active safety refers to how well a vehicle can avoid trouble. Toward this goal, Honda vehicles have a pronounced advantage. Sweeping outward visibility helps the driver see in all directions. Double wishbone suspension and precise steering allow for quick maneuvers. And anti-lock braking systems, available on a range of Honda vehicles, help to retain steering control when braking hard.

Passive safety is that which provides protection in the event of an impact. In addition to having front and rear crush zones, steel



The available Anti-Lock Braking System (ABS) helps the driver retain steering control during hard braking, especially on slippery surfaces.

door beams, dual airbags, plus 3-point seat belts at all outboard seating positions, Honda vehicles have other safety features, like a collapsible steering column, a padded instrument panel, and front and rear impact-absorbing bumpers.



Sturdy Steel Door Beams and a reinforced body and frame help protect the vehicle's occupants in the event of a side impact.




Front and Rear Crush Zones help to provide protection for the vehicle's occupants by progressively folding to absorb energy from full-frontal, offset-frontal and rear impacts.



Engineering

From the company's earliest days, Honda has been involved in racing and has won numerous championships. Currently, our engines are competing and winning in the PPG Indy Car World Series. Racing teaches Honda engineers how to quickly respond to challenges. It helps them develop new technologies, which frequently find their way into our production vehicles and engines, making them more powerful, durable and reliable.

In emission control, Honda is on the leading edge with its advanced



The VTEC Valve Control System switches between two sets of camshaft lobes; the low-rpm camshaft lobes deliver maximum fuel economy, while the high-rpm lobes open the valves more to increase power.*




engineering. The 106-hp Civic CX, DX and LX models that are available in California are the first mass-produced, gasoline-powered vehicles that meet that state's stringent Low-Emission Vehicle (LEV) emission standard.

The future will bring more innovative ideas from Honda, such as an electric car and a clean-burning natural gas vehicle, both now in development.

Four-Valve Combustion Chambers, as compared to a conventional two-valve design, fill the cylinder with more air and fuel, resulting in increased power and fuel efficiency.

You don't have to look far into the future to find examples of Honda's advanced technology. Every new Honda has an aluminum-alloy engine block, cylinder head and pistons, plus has a 4-valve combustion chamber. Using aluminum alloy helps to reduce weight, which improves a vehicle's acceleration, handling and fuel economy. Honda engines also have sturdy forged-steel crankshafts and connecting rods for increased durability.

Some Honda engines use VTEC, a variable valve timing and lift electronic



Grade Logic Control[†] resists "hunting" between gears when driving uphill, and holds in a lower gear for engine braking when driving downhill.

control system, to switch between two different sets of camshaft lobes to make more high-rpm power, yet maintain low-rpm fuel economy. VTEC is like having two engines in one.

For precise handling, all Honda vehicles have a 4-wheel double wishbone suspension, except the Passport, which has a front double wishbone and rear live axle suspension for its rugged, off-road capability.



The Continuously Variable Transmission (CVT), available on the Civic HX Coupe, uses variable ratio pulleys and a steel drive belt to deliver manual-like fuel economy, but provides shift-free operation by automatically changing the pulleys' ratios to match driving conditions.

[†]See specifications page for availability.

Specifications and Features

Accord V-6 Sedan [LX, EX]

Specifications

2.7 Liter, 170-hp, 24-Valve V-6 Aluminum-Alloy Engine with PGM-FI
Automatic Transmission: 4-Speed with Grade Logic Control System
4-Wheel Double Wishbone Suspension
Front and Rear Stabilizer Bars
4-Wheel Disc Brakes with Anti-Lock Braking System (ABS)
Power Rack-and-Pinion Steering
15" Wheels with Full Covers [LX]
15" Alloy Wheels [EX]
P205/60 R15 91V All-Season Tires

Features

Power Moonroof [EX]
Leather-Trimmed Seats and Door Panel Inserts and Leather-
Wrapped Steering Wheel [EX]
Driver's Seat Adjustable Lumbar Support [EX]
Driver's Seat with Power Adjustment: 8-Way [EX]; 6-Way [LX]
Air Conditioning
Power Door Locks
Power Windows with Auto-Down Driver's Window
AM/FM High-Power Stereo Cassette [LX]; with 6 Speakers [EX]
Dual Airbags
Cruise Control
2-Speed/Variable Intermittent Wipers
Rear Window Defroster with Timer
Body-Colored Dual Power Mirrors
Body-Colored Side Moulding [EX]
Dual Illuminated Vanity Mirrors
Courtesy Door Lights
Center Console Armrest with Storage Compartment
Beverage Holder
Adjustable Steering Column
Trunk Pass-Through with Lock
Fold-Down Rear Seatback with Lock
Front Passenger Walk-In Seat
Fold-Down Rear Seat Center Armrest
Quartz Digital Clock
Map Lights
Lockable Glove Compartment with Light
Tachometer
Door-Pocket Storage Bins
Cargo Area Light

EPA Mileage Estimates* [City/Hwy]

4-Speed AT 19/25

For complete specifications and features, see individual product brochures.

Accord Sedan [DX, LX, EX]

Specifications

2.2 Liter, 130-hp, 16-Valve Aluminum-Alloy Engine with PGM-FI
[DX, LX]
2.2 Liter, 145-hp, 16-Valve VTEC Aluminum-Alloy Engine with
PGM-FI [EX]
Manual Transmission: 5-Speed; Available Automatic Transmission:
4-Speed with Grade Logic Control System
4-Wheel Double Wishbone Suspension
Front Stabilizer Bar [LX]; Front and Rear [EX]
4-Wheel Disc Brakes with Anti-Lock Braking System (ABS) [EX];
Available on LX with AT
Power Rack-and-Pinion Steering
14" Wheels with Full Covers [DX]; 15" Wheels with Full Covers [LX]
15" Alloy Wheels [EX]
All-Season Tires: P185/70 R14 87S [DX], P185/65 R15 88S [LX],
P195/60 R15 88H [EX]

Features

Power Moonroof [EX]
Available Leather-Trimmed Seats and Door Panel Inserts [EX]
Leather-Wrapped Steering Wheel [EX with Leather]
Driver's Seat with Adjustable Lumbar Support and Power Height
Adjustment [EX]
Driver's Seat with 6-Way Power Adjustment [EX with Available
Leather]
Air Conditioning [LX, EX]
Power Door Locks [LX, EX]
Power Windows with Auto-Down Driver's Window [LX, EX]
AM/FM High-Power Stereo Cassette [LX]; with 6 Speakers [EX]
Dual Airbags
Cruise Control [LX, EX]
2-Speed/Variable Intermittent Wipers [LX, EX]
Rear Window Defroster with Timer
Body-Colored Dual Power Mirrors [LX, EX]
Dual Illuminated Vanity Mirrors [LX, EX]
Courtesy Door Lights [LX, EX]
Center Console Armrest with Storage Compartment
Beverage Holder
Adjustable Steering Column
Trunk Pass-Through with Lock [LX, EX]
Fold-Down Rear Seatback with Lock
Fold-Down Rear Seat Center Armrest [LX, EX]
Map Lights [LX, EX]

EPA Mileage Estimates* [City/Hwy]

5-Speed MT 25/32 [DX, LX]; 25/31 [EX]
4-Speed AT 23/30 [DX, LX]; 23/29 [EX]

Accord Coupe [LX, EX]

Specifications

2.2 Liter, 130-hp, 16-Valve Aluminum-Alloy Engine with PGM-FI [LX]
2.2 Liter, 145-hp, 16-Valve VTEC Aluminum-Alloy Engine with
PGM-FI [EX]
Manual Transmission: 5-Speed; Available Automatic Transmission:
4-Speed with Grade Logic Control System
4-Wheel Double Wishbone Suspension
Front Stabilizer Bar [LX]; Front and Rear [EX]
4-Wheel Disc Brakes with Anti-Lock Braking System (ABS) [EX]
Power Rack-and-Pinion Steering
15" Wheels with Full Covers [LX]
15" Alloy Wheels [EX]
All-Season Tires: P185/65 R15 88S [LX], P195/60 R15 88H [EX]

Features

Power Moonroof [EX]
Available Leather-Trimmed Seats and Door Panel Inserts [EX]
Leather-Wrapped Steering Wheel [EX with Leather]
Driver's Seat with Adjustable Lumbar Support and Power Height
Adjustment [EX]
Driver's Seat with 6-Way Power Adjustment [EX with Available
Leather]
Air Conditioning
Power Door Locks
Power Windows with Auto-Down Driver's Window
AM/FM High-Power Stereo Cassette [LX]; with 6 Speakers [EX]
Dual Airbags
Cruise Control
2-Speed/Variable Intermittent Wipers
Rear Window Defroster with Timer
Body-Colored Dual Power Mirrors
Center Console Armrest with Storage Compartment
Beverage Holder
Front Passenger Walk-In Seat
Fold-Down Rear Seatback with Lock
Dual Illuminated Vanity Mirrors
Courtesy Door Lights
Adjustable Steering Column
Tachometer
Lockable Glove Compartment with Light
Quartz Digital Clock
Map Lights
Cargo Area Light

EPA Mileage Estimates* [City/Hwy]

5-Speed MT 25/32 [LX]; 25/31 [EX]
4-Speed AT 23/30 [LX]; 23/29 [EX]

Specifications and Features

Accord Wagon [LX, EX]

Specifications

2.2 Liter, 130-hp, 16-Valve Aluminum-Alloy Engine with PGM-FI [LX]
2.2 Liter, 145-hp, 16-Valve VTEC Aluminum-Alloy Engine with PGM-FI [EX]
Manual Transmission: 5-Speed; Available Automatic Transmission with Grade Logic Control System [LX]
Standard 4-Speed Automatic Transmission with Grade Logic Control System [EX]
4-Wheel Double Wishbone Suspension
Front Stabilizer Bar [LX]; Front and Rear [EX]
4-Wheel Disc Brakes with Anti-Lock Braking System (ABS) [EX]
Power Rack-and-Pinion Steering
15" Wheels with Full Covers [LX]
15" Alloy Wheels [EX]
P195/60 R15 88H All-Season Tires
Full-Size Spare Tire

Features

Power Moonroof [EX]
Driver's Seat with Adjustable Lumbar Support and Power Height Adjustment [EX]
Air Conditioning
Power Door and Tailgate Locks
Remote Entry System [EX]
Power Windows with Auto-Down Driver's Window
AM/FM High-Power Stereo Cassette [LX]; with 6 Speakers [EX]
Dual Airbags
60/40 Split Fold-Down Rear Seatback with Lock
Roof Rack [EX]
Cruise Control
Body-Colored Dual Power Mirrors
Center Console Armrest with Storage Compartment
Rear Window Wiper/Washer/Defroster
Fold-Down Rear Seat Center Armrest [EX]
Cargo Area Storage Compartments
Retractable Cargo Area Cover
Beverage Holder
Adjustable Steering Column
Tachometer
Quartz Digital Clock
Map Lights
Tachometer
Tailgate-Open Warning Light

EPA Mileage Estimates* [City/Hwy]

5-Speed MT 23/28 [LX]
4-Speed AT 21/27 [LX]; 23/29 [EX]

Civic Sedan [DX, LX, EX]

Specifications

1.6 Liter, 105-hp, 16-Valve Aluminum-Alloy Engine with PGM-FI [DX, LX]
1.6 Liter, 127-hp, 16-Valve VTEC Aluminum-Alloy Engine with PGM-FI [EX]
Manual Transmission: 5-Speed; Available Automatic Transmission: 4-Speed with Grade Logic Control System
4-Wheel Double Wishbone Suspension
Front Stabilizer Bar [LX, EX]
Power-Assisted Front Disc/Rear Drum Brakes
Anti-Lock Braking System (ABS) [EX]
Power Rack-and-Pinion Steering
14" Wheels with Full Wheel Covers
P185/65 R14 85S All-Season Tires

Features

Power Moonroof with Tilt Feature [EX]
Power Door Locks and Windows with Auto-Down Driver's Window [LX, EX]
Remote Entry System [EX]
Air Conditioning [LX, EX]
Dual Airbags
AM/FM High-Power Stereo with Clock
Beverage Holder
Reclining Front Seatbacks with Adjustable Head Restraints
60/40 Split Fold-Down Rear Seatback with Lock
Cruise Control [LX, EX]
Dual Manual Remote-Operated Mirrors [DX]
Dual Power Mirrors [LX]
Body-Colored Dual Power Mirrors [EX]
Body-Colored Side Moulding [EX]
Dual Vanity Mirrors
Front Center Armrest with Storage Compartment [LX, EX]
Child-Proof Rear Door Locks
2-Speed/Intermittent Windshield Wipers
Rear Window Defroster with Timer
Cargo Area Light [LX, EX]
Rear Seat Heater Ducts
Door Pocket Storage Bins [LX, EX]
Headlights-On Reminder
Remote Trunk Release with Lock
Tachometer [LX, EX]
Trunk-Open Warning Light

EPA Mileage Estimates* [City/Hwy]

5-Speed MT 32/38 [DX, LX]; 30/36 [EX]
4-Speed AT 29/35 [DX, LX]; 28/35 [EX]

Civic Coupe [DX, HX, EX]

Specifications

1.6 Liter, 105-hp, 16-Valve Aluminum-Alloy Engine with PGM-FI [DX]
1.6 Liter, 115-hp, 16-Valve VTEC-E Aluminum-Alloy Engine with PGM-FI [HX]
1.6 Liter, 127-hp, 16-Valve VTEC Aluminum-Alloy Engine with PGM-FI [EX]
Manual Transmission: 5-Speed; Available Automatic Transmission: 4-Speed with Grade Logic Control System [DX, EX]
Available Continuously Variable Transmission (CVT) [HX]
4-Wheel Double Wishbone Suspension
Front Stabilizer Bar [HX, EX]
Power-Assisted Front Disc/Rear Drum Brakes
Available Anti-Lock Braking System [EX w/AT]
Power Rack-and-Pinion Steering [DX w/AT, HX, EX]
14" Wheels with Full Wheel Covers [DX, EX]; 14" Alloy Wheels [HX]
P185/65 R14 85S All-Season Tires

Features

Power Moonroof with Tilt Feature [EX]
Power Door Locks and Windows with Auto-Down Driver's Window [HX, EX]
Remote Entry System [EX]
Air Conditioning [EX]
Dual Airbags
AM/FM High-Power Stereo with Clock [DX, HX]
AM/FM High-Power Stereo with Clock and 6 Speakers [EX]
Cruise Control [EX]
Reclining Front Seatbacks with Adjustable Front Head Restraints
Beverage Holders (Front/Rear)
60/40 Split Fold-Down Rear Seatback with Lock
Dual Manual Remote-Operated Mirrors [DX]
Dual Power Mirrors [HX]; Body-Colored [EX]
Front Center Armrest with Storage Compartment [HX, EX]
Door Pocket Storage Bins [HX, EX]
Adjustable Steering Column
2-Speed/Intermittent Windshield Wipers
Rear Window Defroster with Timer
Dual Vanity Mirrors
Tachometer [HX, EX]
Remote Trunk Release with Lock
Trunk-Open Warning Light
Headlights-On Reminder
Coin Box

EPA Mileage Estimates* [City/Hwy]

5-Speed MT 32/38 [DX]; 37/44 [HX]; 30/36 [EX]
4-Speed AT 29/35 [DX]; CVT 34/38 [HX]; 28/35 [EX]

Specifications and Features

Civic Hatchback [CX, DX]

Specifications

1.6 Liter, 106-hp, 16-Valve Aluminum-Alloy Engine with PGM-FI
Manual Transmission: 5-Speed
Available Automatic Transmission: 4-Speed with Grade Logic Control System
4-Wheel Double Wishbone Suspension
Power-Assisted Front Disc Brakes
Rack-and-Pinion Steering (Power with AT)
Styled Steel Wheels [CX]
14" Wheels with Full Covers [DX]
P185/65 R14 82S All-Season Tires

Features

Dual Airbags
Reclining Front Seatbacks with Adjustable Head Restraints
50/50 Split Fold-Down Rear Seatback
AM/FM High-Power Stereo with Clock [DX]
Beverage Holder
Impact-Absorbing Body-Colored Bumpers
Adjustable Steering Column
Rear Roof-Line Spoiler [CX]
Body-Colored Rear Roof-Line Spoiler [DX]
Driver's Footrest
Body Side Moulding
Front and Rear 3-Point Seat Belts with Rear Center Lap Belt
Remote Hatch Release
Remote Fuel Filler Door Release
Tinted Glass
2-Speed/Intermittent Windshield Wipers
Coin Box
Dual Manual Remote-Operated Mirrors
Dual Vanity Mirrors
Hatch-Open Warning Light
Headlights-On Reminder
Low-Fuel Warning Light [DX]
Maintenance Interval Indicator
Rear Window Defroster with Timer
Rear Window Wiper/Washer [DX]
Removable Cargo Area Cover [DX]
Seatback Pocket [DX]
Trip Odometer
Air Conditioning (Accessory)
Front Center Armrest with Storage Compartment (Accessory)

EPA Mileage Estimates* [City/Hwy]

5-Speed MT 32/38
4-Speed AT 29/35

Odyssey [LX, EX]

Specifications

2.2 Liter, 140-hp, 16-Valve Aluminum-Alloy Engine with PGM-FI
Automatic Transmission: 4-Speed with Grade Logic Control System
4-Wheel Double Wishbone Suspension
Front and Rear Stabilizer Bars
4-Wheel Disc Brakes with Anti-Lock Braking System (ABS)
Variable-Assist Power Rack-and-Pinion Steering
15" Wheels with Full Covers [LX]
15" Alloy Wheels [EX]
P205/65 R15 All-Season Tires

Features

Power Sunroof [EX]
Power Door and Tailgate Locks
Remote Entry System [EX]
Power Windows and Mirrors
Air Conditioning, Front/Rear
Dual Airbags
AM/FM High-Power Stereo Cassette with 4 Speakers [LX]
AM/FM High-Power Stereo Cassette with 6 Speakers [EX]
Cruise Control
Driver's Seat with Power Height Adjustment [EX]
Four Side Doors
Front Bucket Seats with Armrests
Removable Second-Row Bucket Seats with Inboard Armrests (6-Passenger)
Retractable Fold-Down Third-Row Bench Seat
Second-Row 50/50 Split Folding Bench Seat [LX] (7-Passenger)
Beverage Holders (Front, Middle and Rear)
Adjustable Steering Column
Illuminated Vanity Mirrors (Driver and Front Passenger)
Body-Colored Body Side Moulding [EX]
2-Speed/Variable Intermittent Windshield Wipers
Rear Window Wiper/Washer and Defroster with Timer
Rear Seat Heater Ducts
Courtesy Door and Cargo Area Lights
Map Lights [EX]
Quartz Digital Clock
Seatback Pocket
Tailgate-Open Warning Light
Coin Box
Maintenance Interval Indicator
Upper and Lower Glove Compartments
Low-Fuel Warning Light

EPA Mileage Estimates* [City/Hwy]

4-Speed AT 21/26

Passport [2WD LX, 4WD LX, 2WD EX, 4WD EX]

Specifications

3.2 Liter, 190-hp, 24-Valve V-6 Engine with Multi-Point Fuel Injection
Manual Transmission: 5-Speed; Available Automatic Transmission [LX, 4WD EX]
Standard 4-Speed Automatic Transmission [2WD EX]
Shift-on-the-Fly 4-Wheel Drive [4WD LX, 4WD EX]
Limited-Slip Differential [4WD EX]
Double Wishbone Front Suspension
Semi-Elliptical Rear Suspension
Front Stabilizer Bar
4-Wheel Disc Brakes
Rear-Wheel Anti-Lock Braking System [LX, 2WD EX]
4-Wheel Anti-Lock Braking System [4WD EX]
Variable-Assist Power Steering
16" Alloy Wheels [4WD LX, EX]; Styled Steel Wheels [2WD LX]
P225/75 R16 M+S All-Season Tires [LX]
P245/70 R16 M+S All-Season Tires [EX]
Ground Clearance: 8.5" [LX], 8.3" [EX]

Features

Removable Tilt-Up Moonroof [EX]
Power Windows and Door Locks
Air Conditioning [4WD LX, EX]
AM/FM Stereo Cassette with 6 Speakers and Clock
Dual Airbags
Leather-Wrapped Steering Wheel [EX]
Reclining Front Bucket Seats with Adjustable Head Restraints
60/40 Split Fold-Down Rear Seatback
Beverage Holder
Body-Colored Heated Dual Power Mirrors [EX]
Center Console with Storage Compartment
2-Speed Windshield Wipers
Remote Tailgate Window Release
Flared Wheelwell Mouldings and Splash Guards [EX]
Rear Window Defroster
Rear Privacy Glass [EX]
Cargo Net [EX]
Map Lights [EX]
Adjustable Steering Column
Cruise Control
Rear Window Wiper/Washer [EX]
Tachometer
Child-Proof Rear Door Locks

EPA Mileage Estimates* [City/Hwy]

5-Speed MT 16/19
4-Speed AT 15/19 [2WD]; 15/18 [4WD]

Specifications and Features

CR-V†

Specifications

2.0 Liter, 126-hp, DOHC 16-Valve Aluminum-Alloy Engine with PGM-FI
Automatic Transmission: 4-Speed with Grade Logic Control System
Real Time™ 4-Wheel Drive
4-Wheel Double Wishbone Suspension
Front and Rear Stabilizer Bars
Power-Assisted Front Disc/Rear Drum Brakes
Available Anti-Lock Braking System (ABS)
Variable-Assist Power Rack-and-Pinion Steering
15" Styled Steel Wheels
Available 15" Alloy Wheels
205/70 R15 All-Season Tires

Features

Power Windows, Door Locks and Mirrors
Air Conditioning
Micron Air Filtration System
AM/FM Stereo
Dual Airbags
Reclining Front Bucket Seats with Adjustable Head Restraints
Driver's Seat with Height Adjustment
Center Walkthrough
Cruise Control
Beverage Holder
50/50 Split Fold-Down Rear Seatback with Center Armrests
Removable Folding Picnic Table
Rear Splash Guards
Two-Way Rear Tailgate/Glass Hatch Combination
Exterior Spare Tire Carrier
Remote Glass Hatch Release
Adjustable Steering Column
Seatback Pockets
Map Lights
Front and Rear Intermittent Wiper/Washer
Rear Window Defroster with Timer
Tachometer
Cargo Hook
Accessory Outlet

EPA Mileage Estimates* [City/Hwy]

4-Speed AT (TBD, see your dealer)

Prelude‡ (Prelude, Type SH)

Specifications

2.2 Liter, 16-Valve DOHC VTEC Aluminum-Alloy Engine with PGM-FI
195-hp [MT], 190-hp [AT]
Manual Transmission: 5-Speed; Available Automatic Transmission:
4-Speed Sequential SportShift with Grade Logic Control System
[N/A on Type SH]
Active Torque Transfer System [ATTS] [Type SH]
4-Wheel Double Wishbone Suspension
Front and Rear Stabilizer Bars
Power-Assisted 4-Wheel Disc Brakes with Anti-Lock Braking
System [ABS]
Variable-Assist Power Rack-and-Pinion Steering
16" Alloy Wheels
205/50 R16 RE92 All-Season Tires

Features

Power Moonroof with Tilt Feature
Immobilizer System (Electronic Key Code Security System)
Power Windows and Door Locks
Leather-Wrapped Steering Wheel
Leather-Wrapped Shift Knob [Type SH]
Air Conditioning
Dual Airbags
Rear Spoiler with Integral LED Stoplight [Type SH]
AM/FM Stereo CD Player with Honda AFB Sound and 6 Speakers
Cruise Control
Driver's Seat with Manual Height Adjustment
Reclining Front Seatbacks
Beverage Holder (Front/Rear)
Front Passenger Walk-In Seat
Front Center Armrest with Storage Compartments
Fold-Down Rear Seatback with Lock
Adjustable Steering Column
Body-Colored Dual Power Mirrors
Dual Vanity Mirrors
2-Speed/Intermittent Windshield Wipers
Map Lights
Quartz Digital Clock
Rear Window Defroster with Timer
Tachometer
Cargo Area Light

EPA Mileage Estimates* [City/Hwy]

5-Speed MT (TBD, see your dealer)

4-Speed AT (TBD, see your dealer)

del Sol [S, Si, VTEC]

Specifications

1.6 Liter, 106-hp, 16-Valve Aluminum-Alloy Engine with PGM-FI [S]
1.6 Liter, 127-hp, 16-Valve VTEC Aluminum-Alloy Engine with
PGM-FI [Si]
1.6 Liter, 160-hp DOHC VTEC Aluminum-Alloy Engine with PGM-FI
(MT only) [VTEC]
Manual Transmission: 5-Speed; Available Automatic Transmission:
4-Speed [S, Si]
4-Wheel Double Wishbone Suspension
Front Stabilizer Bar [S]; Front and Rear [Si, VTEC]
Power-Assisted Front Disc/Rear Drum Brakes [S]
4-Wheel Disc Brakes [Si, VTEC]
Anti-Lock Braking System (ABS) [VTEC]
Power Rack-and-Pinion Steering [S w/AT, Si, VTEC]
13" Full Wheel Covers [S]
14" Alloy Wheels [Si, VTEC]
All-Season Tires: P175/70 R13 82S [S]; P185/60 R14 82H [Si];
P195/60 R14 82V [VTEC]

Features

Removable Roof Panel with Storage Rack
Power Door Locks [Si, VTEC]
Power Windows (Rear/Side)
Dual Airbags
AM/FM High-Power Stereo Cassette [Si, VTEC]
Reclining Sport-Style Bucket Seats
Center Armrest with Storage Compartment
Cruise Control [Si, VTEC]
Beverage Holder
Body-Colored Dual Power Mirrors [Si, VTEC]
2-Speed/Intermittent Windshield Wipers
3-Point Seat Belts
Adjustable Steering Column
Centrally Locking Rear Storage Compartments
Cargo Area Light
Audio System Cover
Rear Window Defroster with Timer
Tachometer and Trip Odometer
Driver's Footrest
Headlights-On Reminder
Quartz Digital Clock
Remote Trunk and Fuel Filler Door Releases with Lock
Trunk-Open Warning Light

EPA Mileage Estimates* [City/Hwy]

5-Speed MT 33/39 [S]; 30/36 [Si]; 26/30 [VTEC]

4-Speed AT 28/35 [S]; 28/35 [Si]

†These early specifications may change. CR-V available January 1997.

‡Prelude available 11/96; Type SH available Winter '97.



Perhaps the last thing you should know about your new Honda is the first thing that went into it. Our philosophy. To build vehicles of the highest quality and value in the countries where they are sold. Five out of seven Hondas sold in the United States are built here. Today, over 14,000 American men and women design, develop, manufacture and distribute Honda products. And more than three billion dollars has been invested in the manufacturing plants in Ohio. Honda is also committed to our customers: It is our mission to meet and exceed your expectations at each and every turn. Over 1,000 dealers can answer your questions and explain financing and leasing options. As well as the 3-year/36,000-mile limited warranty** and available Honda Care vehicle service contract. It's just one more reason Honda owners come back to Honda time and time again.



www.honda.com
1-800-33-HONDA

*Mileage figures shown for comparison only. Actual mileage may vary. **3-Year/36,000-Mile Limited Warranty: Ordinary maintenance items or adjustments, parts subject to normal wear and replacement, and certain items are excluded. See your Honda dealer for the terms and conditions of this limited warranty. Specifications, features, illustrations and equipment shown in this brochure are based upon the latest available information at the time of printing. Although descriptions are believed correct, accuracy cannot be guaranteed. American Honda Motor Co., Inc., reserves the right to make changes at any time, without notice or obligation, in colors, features, specifications, accessories, materials and models. Some features shown may not be available on all models. California version differs slightly due to emissions standards. Some vehicles are shown with optional equipment. Available=Optional. "Real Time" is a trademark of Honda Motor Co., Ltd. The Passport is manufactured for Honda by Lucas at the SIA factory in Lafayette, Indiana. Printed in U.S.A. on recycled paper. © 1996 American Honda Motor Co., Inc. 9/96 Z0718