

# 1979 Honda Prelude





## The 1979 Honda Prelude

To some, a sports car is a car that can accelerate away from a stoplight at blinding speed.

To others, a sports car is measured differently. The roofline should not exceed waist height, and it should be driven while lying nearly on one's back with chin pressed to chest.

At Honda, we see things a little more simply.


Introducing the Honda Prelude. A sports car for grown-ups. People who are realistic about things like 55 mph speed limits and their personal comfort during a long trip.

But a sports car for grown-ups doesn't have to be sedate. What with front-wheel drive, rack and pinion steering, steel-belted radial tires, and an advanced 4-wheel independent suspension system, it's one of the most nimble Hondas we've ever made.

If you agree with our grown-up approach to designing this new automobile, we invite you to step inside a Honda Prelude.

Once you get in, you may never want to get out. And isn't that really what a sports car should be?





COIN

FUEL

H  
TEMP

mph  
km/h

x1000rpm

BRAKE

FUEL

ASTEN

SHUT OPEN

OFF LIGHTS







The dash is simple to understand. The instrument cluster is within the perimeter of the steering wheel, for easy viewing. And the tachometer and speedometer are on the same axis, so both are large and easy to read.






The fully reclining front bucket seats are covered in a special handsome cloth seat fabric. The adjustable front seat headrests are also standard. And there is a stowage box in the center console as well as in the panel beside each rear seat.









A special standard feature of the new Prelude is the power-operated glass moonroof with manual sunshade. If you want fresh air, just press the button and the moonroof slides back. If you want shade, just slide the sunshade forward. Also standard is the athletic 1751cc version of Honda's famous CVCC<sup>®</sup> Advanced Stratified Charge Engine.











A.



B.



C.

## Standard Features


- A. Coin box, fresh air vent and electric rear window defroster switch
- B. Trip odometer, maintenance reminder, coaxial tachometer with speedometer and electronic warning system
- C. Digital clock and unique AM/FM stereo radio
- D. Glove box with light
- E. 5-speed manual transmission with console storage box (manually-selected 2-speed Hondamatic transmission is optional)
- F. Roomy trunk with convenient remote trunk lid release
- G. Trunk storage box
- H. Power-assisted front disc brakes
- I. Manually-operated sunshade
- J. Power-operated tinted-glass moonroof

## Accessories

- A. Air conditioning, designed by Honda
- B. Stereo cassette tape player
- C. Trunk lid luggage rack

For a complete list of Honda quality accessories, see the following page.







# Prelude Standard Features

CVCC® Advanced Stratified Charge Engine  
 Electronic Ignition  
 Front-Wheel Drive  
 Four-Wheel Independent Suspension  
 Rack and Pinion Steering  
 Negative Steering Roll Radius  
 Power-Assisted Front Disc Brakes  
 Dual Diagonal Brake Circuits  
 Steel-Belted Radial Ply Blackwall Tires  
 Bright Metal Wheel Trim Rings  
 Power-Operated Moonroof with Sunshade  
 AM/FM Stereo Radio with Unique Controls  
 Tachometer  
 Electronic Warning System  
 Maintenance Reminder  
 Low Fuel Warning Light  
 Digital Clock  
 Cigarette Lighter  
 Glove Box Light  
 Two Speed Plus Intermittent Wipers

Rear Window Defroster  
 Side Window Defrosters  
 Tinted Glass  
 Rectangular Headlights with Snow Drains  
 Trip Odometer  
 Day/Night Rearview Mirror  
 Coin Box with Lid  
 Stowage Boxes in Rear Seat Side Panels  
 Stowage Box in Center Console  
 Fully Reclining Front Bucket Seats  
 Full Carpeting  
 Combination Light Switch on Steering Column  
 Inside Hood Release  
 Remote Trunk Lid Release and Interior Light  
 Trunk Stowage Boxes  
 Protective Body Side Mouldings  
 Plastic Corrosion-Resistant Fender Liners  
 Vanity Mirror-R. Sun Visor  
 Passenger Assist Handle-Right Windshield Post  
 Mud Flaps-Front Wheels

## Prelude Accessories

Air Conditioning, Designed by Honda  
 Cassette Tape Deck with Power Booster and  
 4 Speakers  
 Aluminum Alloy Wheels 13" x 5"  
 Alloy Wheel Lock Set  
 Fender Well Trim  
 Illuminated Cigarette Lighter

Steering Wheel Cover, Grip Type  
 Trunk Lid Luggage Rack with Teak Inserts  
 Right-Hand Mirror  
 Door Edge Guards-Black  
 Front and Rear Surlyn Bumper Guards  
 Floor Mats-Rubber or Deluxe  
 Rear Mud Guard Set

## Prelude Specifications

<b>General</b>	Front-Wheel Drive, Transverse Engine, Unitized Body		
<b>Engine</b>	CVCC® Advanced Stratified Charge, 4-Cylinder, In-Line, Single Overhead Camshaft, Electronic Ignition		
Piston Displacement	1751cc (107 cu.in.)		
Compression Ratio	8.0:1		
Net Horsepower	72 @ 4500 rpm (68 @ 4500 with Hondamatic)		
Net Torque (lb.-ft.)	94 @ 3000 rpm (94 @ 3500 with Hondamatic)		
Carburetion	3-Barrel Downdraft Carburetor		
Cooling	Liquid-Cooled, Thermostatically Controlled Electric Fan		
<b>Drive Train</b>			
Manual Transmission	5-speed, All Forward Gears Synchromesh		
Hondamatic (optional)	2 Manually Selected Forward Speeds with Torque Converter		
<b>Suspension</b>	4-Wheel Independent		
Front	MacPherson Struts With Coil Springs and Integral Shock Absorbers		
Rear	MacPherson Struts With Coil Springs and Integral Shock Absorbers		
<b>Steering</b>	Rack and Pinion		
Turns, lock to lock	3.26		
<b>Brakes</b>	Power-Assisted With Dual Diagonal Circuits		
Front	Disc-Self-Adjusting		
Rear	Drum-Self-Adjusting		
<b>Tires</b>	175/70 SR13 Steel-Belted Radial Ply Blackwall		
<b>Dimensions</b>		<b>Colors:</b>	
Wheelbase	91.3"	<b>Exterior</b>	<b>Interior</b>
Tread Front/Rear	55.1"/55.5"	Tudor Red Metallic	Ivory
Length	161.4"	Inverness Blue Black Metallic	Red
Width	64.4"	St. Moritz Silver Metallic	Red
Height	51.0"		
<b>Curb Weights</b>			
5-Speed	2106 lbs.		
Hondamatic	2110 lbs.		