



2006 CADILLAC ESCALADE

# ESCALADE





# ESCALADE

## EXCELLENCE

At Cadillac, excellence is our only standard – and the experts are taking notice. Take our Escalade, Escalade ESV and Escalade EXT, for example. *Edmunds.com* praises the Escalade family for such virtues as “endless V8 power, plush ride quality, more nimble than you might think, comfortable seats, plenty of cargo capacity, all the latest technological gadgets, best-in-class towing capacity.”\* The automotive experts at *familycar.com* call Escalade “big, distinctive and cool”\*\* and say, “... the Escalade has an edgy, hip air about it that breaks the mold of a typical luxury SUV.”\*\* And in November, 2004, *forbes.com* declared, “The Escalade is a classic, and no SUV commands more respect.”† They also named it the best SUV in its price class.† Escalade, Escalade ESV and Escalade EXT. When you’re willing to settle only for excellence.

## EXTRAORDINARY



**CADILLAC ESCALADE**  
BREAK THROUGH

\*Edmunds.com \*\*familycar.com †Forbes.com

For more information about Escalade visit  
our Web site at [escalade.gmcanada.com](http://escalade.gmcanada.com)



# ESCALADE



ESCALADE.

FOR THOSE WITH A POWERFUL  
SENSE OF STYLE.

*STRONG*

**LEADER**



Escalade, shown with available 20 in. aluminum wheels.



With glove-soft leather seating surfaces and genuine walnut burlwood trim on the steering wheel and instrument panel, the Escalade interior is first class in every respect. The front seats are power adjustable no fewer than fourteen ways and also feature heated cushions and seatbacks for all-season comfort. The reclining second-row bucket seats depicted at right are standard equipment. A three-passenger bench seat is also available.

# SUMPTUOUS

CADILLAC LUXURY  
AT ITS FINEST.

# ACCOMMODATING



With the third-row seat removed and the second-row seat fully folded, Escalade can carry up to 2962 L (104.6 cu. ft.) of cargo.

The available second-row bench seat is a 60/40 design that allows one side to be folded down to accommodate cargo while the other remains in place.

When you're travelling with less than a full load of passengers, the third-row seat can be removed for additional cargo space.

With the available three-passenger second-row bench seat, Escalade offers luxurious accommodations for as many as eight fortunate occupants.





# ESCALADE

ESV







*SPACIOUS*

THE WORLD'S LARGEST, MOST SPACIOUS  
LUXURY SUV.\*

**UTMOST**



\*All competitive claims based on 2005 Model Year data and the latest published information at the time of printing for the GM Full-size Luxury SUV segment.



**EXPANSIVE**

**AN UNRIVALLED COMBINATION OF  
LUXURY AND ROOM.**

**LUXURIOUS**

For those few drivers who require even more space than Escalade provides, Cadillac offers Escalade ESV – the roomiest luxury SUV there is.\* Escalade ESV shares Escalade’s robust, state-of-the-art engineering and premium amenities, and adds 356 mm (14.0 in.) of wheelbase and 572 mm (22.5 in.) of overall length. The result: an even more comfortable ride, more second- and third-row legroom and an increase of over 765 L (27 cu. ft.) in maximum cargo space. For simultaneously pampering passengers and transporting serious amounts of cargo, nothing else compares.

\*All competitive claims based on 2005 Model Year data and the latest published information at the time of printing, for the GM Full-size Luxury SUV segment.





ESV





# ESCALADE ESV

## PLATINUM EDITION

THE VERY TOP OF THE  
TOP-OF-THE-LINE.

*INCOMPARABLE*

OPULENT

ESV PLATINUM EDITION

“MORE THAN JUST AN ESCALADE,  
AND THE REGULAR ESCALADE IS  
ALREADY QUITE SOMETHING.”\*

INCOMPARABLE



\*Forbes.com, February, 2005

Facing page: Soft Shale leather seating surfaces, pleated door panel bolsters and an abundance of genuine wood trim create an atmosphere of unabashed luxury.



Out on the road, Escalade ESV Platinum Edition is instantly identifiable from the polished "Platinum" nameplate on the liftgate.



An Ebony and Shale dash is just one of the many features that distinguish the Platinum Edition interior.

In every group, there's one that stands out. Among luxury SUVs, that one is the Escalade ESV Platinum Edition – beyond a doubt the most capable, most spacious, most provocatively styled, most opulent full-size luxury SUV there is.\*

Inside, Escalade ESV Platinum Edition is nothing if not fully equipped. A dual-screen rear DVD entertainment system and a DVD navigation system are standard equipment. The first and second-row bucket seats are individually heated and cooled, for unsurpassed riding comfort. Even more remarkable are the front cupholders, which are equipped with their own heating and cooling system to keep your favourite beverages at just the right temperature.



The standard rear DVD entertainment system includes two fold-down screens so your second- and third-row passengers all enjoy an excellent view.

At the technical level, Escalade ESV Platinum Edition features a heavy-duty trailering package and heavy-duty transmission cooling, both of which add new strength to an already muscular vehicle.

Then there's the Platinum Edition's exterior appearance, which is distinguished by gleaming chrome trim on the grille, a "Platinum" emblem on the tailgate and a standard sunroof. The real styling highlights, though, are the 20-inch chrome-finished wheels and huge low-profile tires. They're among the largest ever fitted to a production Cadillac, and they make a powerful statement that this is no ordinary SUV.

\*All competitive claims based on 2005 Model Year data and the latest published information at the time of printing for the GM Full-size Luxury SUV segment.

EXT







*INNOVATIVE*

THE MOST INNOVATIVE FULL-SIZE LUXURY  
SPORT-UTILITY VEHICLE ON THE PLANET.

**ORIGINAL**



*ADAPTABLE*

THE PERFORMANCE AND  
LUXURY TO RISE TO  
ANY OCCASION.

*VERSATILITY*

EXIT



With the glass rear window and Midgate in place, Escalade EXT offers luxurious accommodations for as many as five occupants, along with a covered rear cargo area that measures 1.6 m (5 ft. 3 in.) long.



To create additional space for larger cargo items, simply flip the rear seat forward, remove the glass window panel and fold down the Midgate.



With the rear seat and Midgate folded down and the three-piece tonneau cover in place, Escalade EXT offers an immense 2690 L (95 cu. ft.) cargo area that's 2.4 m (8 ft.) long.



Yours is a complex, multi-faceted life. One day you're visiting a valued client's office to make a presentation. The next, you're towing your boat to the lake for a regatta. And the day after that, you're hauling a couple of dirt bikes out to the country for a day's riding.

Until recently, such a diverse and active life would have called for a luxury sedan, an SUV and possibly even a pickup truck. Now, though, there's a single vehicle that fits seamlessly into every scenario: Cadillac's revolutionary Escalade EXT.

Escalade EXT is a unique luxury vehicle designed to meet the needs of your multi-tasking lifestyle. One minute it's a premium five-passenger SUV with a massive weathertight cargo area. The next it's a luxury pickup truck with an open air cargo box measuring a full 2.4 m (8 ft.) long.

Most remarkable of all, this transformation takes place quickly and easily and requires no tools, thanks to the ingenious design of Escalade EXT's innovative Utility Enhancement System. The system's centerpiece is the sturdy fold-down Midgate located behind the second-row seat. Other elements include a three-piece composite hard tonneau cover and top box storage compartments integrated into the cargo box walls.

The sides of the cargo box are protected by a tough, scratch-resistant liner. A non-skid rubber composite material on the bed floor helps to keep cargo from shifting when you're on the move.

The available rear DVD entertainment system includes a 178 mm (7 in.) fold-down colour LCD screen and two wireless headphones. There are also special jacks that allow your rear passengers to plug in video games.



FACING PAGE, top right: Every Escalade model features the luxury of a leather-wrapped, wood-trimmed steering wheel with audio system and Driver Information Centre controls. The distinctive analogue clock was styled by the talented designers at Bvlgari.

THOUGHTFUL

ENTER A UNIVERSE OF  
BRILLIANTLY REALIZED  
DETAILS.

INTELLIGENT

All three Escalade models share interiors characterized by brilliant design and intelligent technical innovation.

The design portion of the equation is perhaps best exemplified by the driver controls. The steering wheel, for example, is beautifully crafted in leather and walnut burlwood. It provides the perfect complement to Escalade's elegant, highly detailed analogue gauges, which are set off with brilliant chrome trim.

Of course, all this fine design is as functional as it is stylish. The switches on the steering wheel spokes, for example, control the Driver Information Centre and the audio system. As a result, you can make most common adjustments without ever moving a hand from the wheel. Another example of Escalade's advanced functionality is provided by the standard power adjustable brake

and accelerator pedals, which help to keep drivers of all sizes comfortably in control.

The Escalade interior is replete with thoughtful touches that add to the pleasure of the driving experience, too. The driver's seat and exterior mirrors include a memory feature that can restore all your preferred settings automatically. The interior rear-view mirror dims automatically to shield you from glare during night driving. The available DVD navigation system helps you find your way safely when you're venturing into unfamiliar territory. And the available rear DVD entertainment system provides your passengers with a whole new way to enjoy themselves on long journeys.

Power adjustable brake and accelerator pedals are a standard feature in every Escalade, Escalade ESV and Escalade EXT. They make it an easy matter for drivers of different heights to find a safe, comfortable driving position.



FACING PAGE, bottom right: Escalade's available DVD navigation system can provide turn-by-turn guidance or map assistance to help you reach your destination quickly and safely.\* A premium Bose 9-speaker audio system is also included.

\*At time of print, detailed map coverage is available for most major urban areas of the United States and for certain metropolitan areas of Canada (Vancouver, Calgary, Edmonton, Winnipeg, Windsor, London, Toronto, Ottawa, Montreal, Quebec City and Halifax). Coverage is significantly limited outside these areas. Choose the factory navigation option and you will receive an updated navigation DVD each of the first two years following your purchase.



Should the need arise, every Escalade model can accelerate from 0-96 km/h (0-60 mph) in less than nine seconds. That's blistering performance for large, luxurious vehicles such as these.



# AWESOME

**ESCALADE'S VORTEC 6000 V8 PUTS  
ON A POWERFUL PERFORMANCE.**

# POWER

Large intake and exhaust valves make for excellent engine "breathing" at all operating speeds.




Raise the hood on any Escalade, Escalade ESV or Escalade EXT and you'll find yourself eye to eye with one of the most powerful engines available in any SUV in the world.

It's a high-output version of the highly respected Vortec 6000 V8, and for use in the Escalade family of vehicles, it's tuned to produce a prodigious 345 horsepower and 380 pounds-feet of torque. On the road, that translates into anxiety-free highway merging, brisk, confident passing on two-lane roads and the ability to handle heavy loads and large trailers with ease.

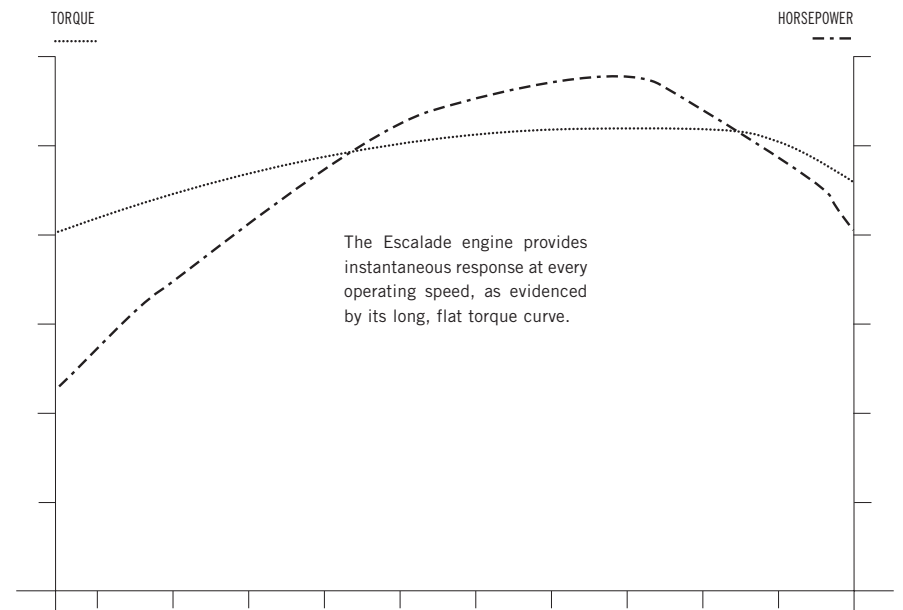
Of course, an abundance of power is just one of the Vortec 6000's admirable traits. This is a highly sophisticated powerplant that contributes to Escalade's smooth and near-silent ride. It's also a low-maintenance design loaded with long-life features. Its first scheduled tune-up isn't required until the odometer reads 166,000 kilometres.\*

The Vortec 6000 V8 is partnered with an electronically controlled four-speed automatic transmission with some intelligent features of its own. One of these is a Tow/Haul mode that allows you to optimize performance and shift behaviour when your Escalade is coping with a heavy load or towing a trailer. Another is its Dexron III automatic transmission fluid, which needs changing only every 166,000 kilometres.\*

\*Maintenance needs vary with different uses and conditions. Please refer to the Escalade Owner's Manual for more information.



Escalade's high-output version of the Vortec 6000 V8 features lightweight aluminum cylinder heads and flat-top pistons that allow a high 10.1:1 compression ratio.



A stout cast iron crankshaft and a deep-skirt engine block are two of the features that help to make the Vortec 6000 a robust, smooth-running powerplant.







# ADVANCED

TODAY'S DEFINITION OF "LEADING EDGE."

# STABILITRAK

Unlike conventional four-wheel-drive systems, Escalade's all-wheel drive is always active. It automatically distributes torque among all four wheels to maximize the available traction, with no driver intervention required.



Without StabiliTrak, a simple lateral skid can quickly turn into a dangerous spin, as shown in the lower illustration. StabiliTrak helps to avoid spins by bringing lateral skids to an early end. It's a major contributor to driver control and safety.

The relationship between an Escalade's tires and the road beneath them is carefully managed by a host of leading-edge electronic systems. The results? Increased traction, driver control and safety.

Electronic full-time all-wheel drive (AWD) is standard on every Escalade sold in Canada. It continuously monitors for wheelspin at any one of the driving wheels. If a wheel loses traction, the AWD system automatically redistributes engine torque to the ones that still have grip. It functions entirely without driver intervention, and in winter driving, you may wonder how you ever did without it.

Another advanced technological feature – the standard StabiliTrak stability enhancement system – helps to keep you in control during cornering and evasive manoeuvres. If StabiliTrak's network of sensors determines that a lateral skid has started, it steps in immediately, adjusting the application of each of the four brakes individually to help bring your Escalade back to your desired line. StabiliTrak reacts to potentially dangerous situations so quickly and unobtrusively, they're often over before you even know they've begun.

Advanced technology also helps to balance Escalade's ride and handling characteristics. Every model features an AutoRide road-sensing suspension that constantly reviews driving conditions and adjusts the damping of the shock absorbers accordingly. At the wheel, you enjoy more precise handling along with a smoother, better-controlled ride.

A sophisticated five-link rear suspension contributes to Escalade's comfortable ride. Features include coil springs and a stabilizer bar.



The independent front suspension is a short/long arm design with torsion bar springing. A stabilizer bar helps control body roll during hard cornering.

Every Escalade, Escalade ESV and Escalade EXT features a large disc brake at each of its four wheels. A four-channel anti-lock braking system is also standard.

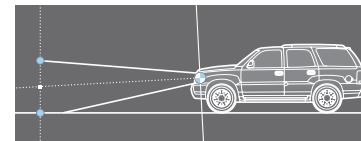
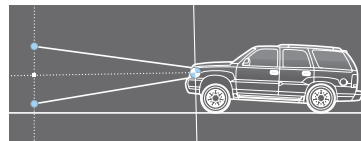


ESCALADE

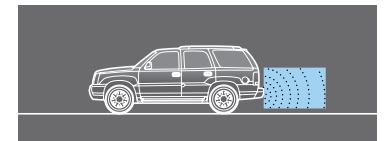
Turn signals mounted in the mirrors provide an extra reminder to surrounding traffic of your intention to turn.



Puddle lights, integrated into Escalade's exterior rear-view mirrors, illuminate the ground outside the front doors to facilitate your exit and entry.



Escalade, Escalade ESV and Escalade EXT all feature rear suspensions equipped with an automatic rear levelling system. The system varies the pressure in the rear shock absorbers, depending on load, to help maintain a consistent ride height and proper headlight aiming.



The standard ultrasonic rear parking assist system activates automatically when you place the transmission in 'Reverse'. As you back up, it provides a series of audible and visible signals to warn you of your proximity to objects behind your Escalade.

# TECHNOLOGY

THE MOST IMPORTANT  
FEATURES YOU MAY  
NEVER USE.

# PROTECTION




When it comes to your safety, an Escalade never lets its guard down.

First of all, Escalade is designed to maximize your control and help you avoid collisions wherever and whenever possible. Standard systems like full-time all-wheel drive, StabiliTrak and four-wheel disc anti-lock brakes all help to keep you in charge in potentially dangerous situations. There's also an ultrasonic rear parking assist system that alerts you to the presence of objects and people behind your vehicle when you're backing up.

Second, and just as important, Escalade is engineered to provide excellent protection if a crash is unavoidable. A stout frame and a strong body structure are part of that story. So are front and rear crush zones, which absorb dangerous crash energy as they deform. Side-guard beams in the doors help to maintain the integrity of the cabin. Every Escalade is also equipped with four standard air bags.\* They help protect front seat occupants in the event of a collision at the front or side of your Escalade.

\*A NOTE ABOUT CHILD SAFETY: Children generally are safer if they are secured in a rear seat using the appropriate child safety seats and restraints, which is why General Motors recommends that child safety seats be properly secured in a vehicle's rear seat. Never place a rear-facing infant restraint in the front seat of any vehicle equipped with an active air bag. See the Owner's Manual and child safety seat instructions for more safety information.

Escalade models feature a Passenger Sensing System that controls the passenger-side frontal air bag, automatically turning it on or off based on the passenger's weight and the type of pressure on the seat.

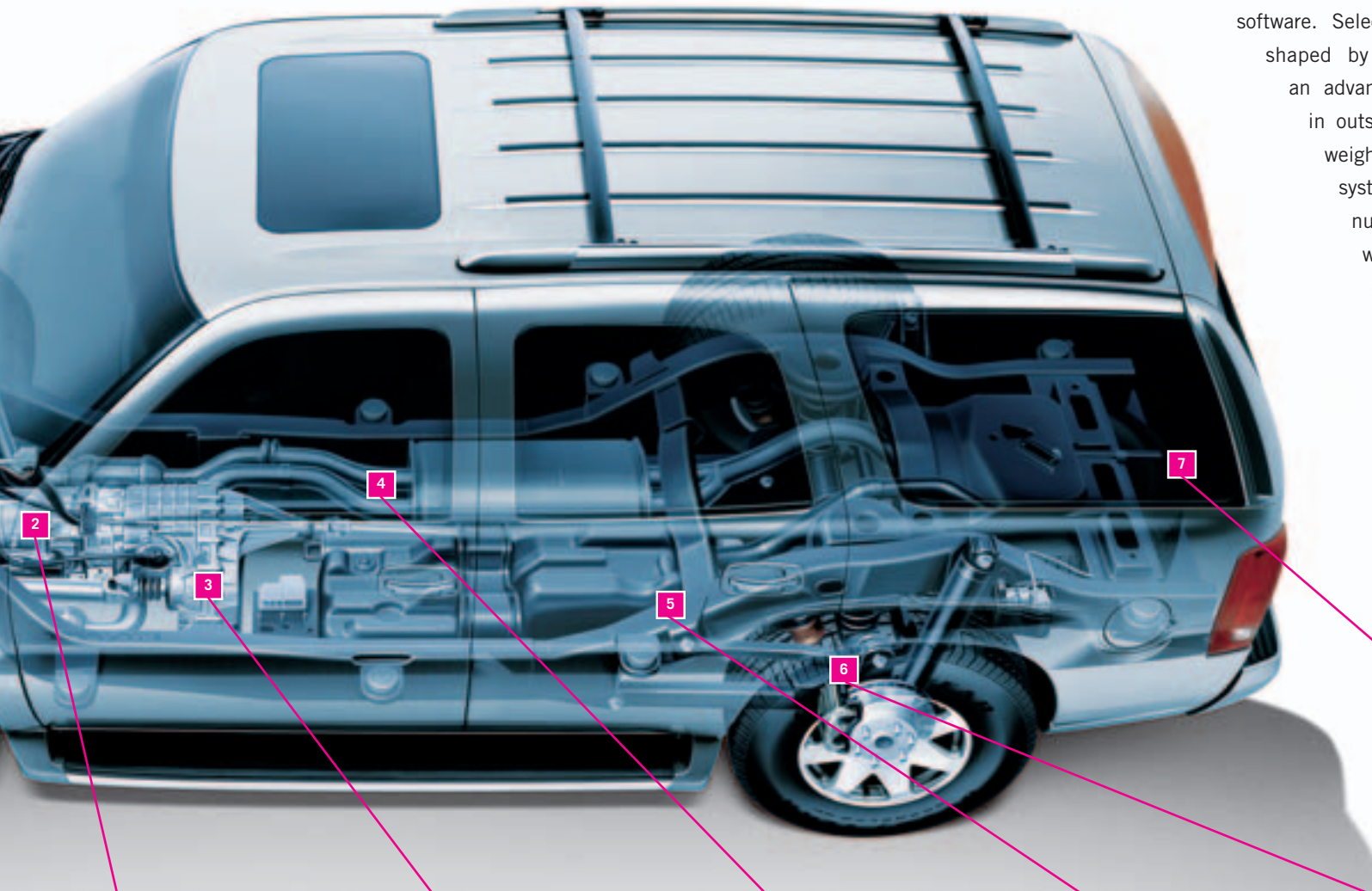


**1 345 hp Vortec 6000 V8.** The Corvette-inspired LQ9 powerplant includes such features as computer-controlled sequential fuel injection, a high-flow intake manifold and low-restriction intake and exhaust ports. A high 10.1:1 compression ratio and lightweight aluminum cylinder heads contribute to excellent performance.

There's not one aspect of Escalade that has gone unaffected by modern technology.

The body and chassis were all engineered using leading-edge CAD software. Selected components of the Escalade frame are shaped by water under extremely high pressure. It's an advanced process called hydroforming that results in outstanding strength and precision without excess weight. The standard ultrasonic rear parking assist system uses sonar – the same technology used in nuclear submarines – to detect objects to the rear when you're backing up. Sophisticated on-board computers manage virtually every Escalade system, from the engine and transmission to the road-sensing suspension and from the four-channel anti-lock brakes to the audio system. And the list goes on.

Think of it this way. When you drive an Escalade, the real high technology in your life isn't on your desktop. It's in your garage.



**2 Heavy-duty automatic transmission.** Escalade, ESV and EXT deliver power to the driving wheels via a 4-speed automatic transmission that has been specially designed to handle the tremendous horsepower and torque generated by the Vortec 6000 engine. The transmission features a low 3.06:1 first gear for quick launches and electronic controls for smooth shifts.

**3 Viscous coupling transfer case.** The standard all-wheel-drive (AWD) system features a lightweight magnesium transfer case with a viscous coupling to distribute power to the driving wheels. The viscous coupling is a torque-biasing device that automatically transfers torque to the wheels with the best traction.

**4 Low-restriction exhaust.** A low-restriction catalytic converter, muffler, headers and pipes reduce power-robbing back pressure and contribute to increased performance. The system also features stainless steel components which resist corrosion for longer life.

**5 Hydroformed frame components.** Escalade, ESV and EXT feature frame components formed using an extremely high-pressure hydraulic process. The result is a very strong, lightweight frame which contributes to excellent ride and handling characteristics.

**6 Four-wheel disc brakes.** Escalade, ESV and EXT are all equipped with large disc brakes at all four wheels. The discs are ventilated for improved performance under heavy braking, and the front brakes employ powerful dual-piston calipers. An anti-locking braking system is also standard equipment.

**7 Heavy-duty trailering package.** All Escalades have impressively high trailer-towing capacities. They're also equipped with a standard trailering package including an electric brake wiring harness and heavy-duty transmission cooling.

# 2006 ESCALADE FEATURES & OPTIONS

## SAFETY AND SECURITY

	ESCALADE/ ESV	ESV PLATINUM EDITION	ESCALADE EXT
<b>AIR BAGS</b>			
Driver and front-passenger, dual-stage, frontal includes Passenger Sensing System with automatic air bag suppression	S	S	S
Driver and front-passenger, seat-mounted side-impact	S	S	S
<b>DOOR LOCKS</b>			
Automatic power, programmable with lock-out protection and central unlocking	S	S	S
Rear door, child-security	S	S	S
<b>HEADLIGHTS</b>			
Daytime Running Lights, automatic light control with Twilight Sentinel	S	S	S
<b>KEYLESS ENTRY SYSTEM</b>			
Remote includes illuminated entry with Panic feature	S	S	S
<b>ONSTAR SYSTEM</b>			
OnStar In-Vehicle Communications and Assistance Service, includes one-year Directions & Connections Plan	S	S	S
<b>SAFETY RESTRAINTS</b>			
LATCH (Lower Anchors and top Tethers for Children), 2nd-row	S	S	S
<b>THEFT-DETERRENT SYSTEM</b>			
Alarm, audible and visible	S	S	S
PASSLock	S	S	S
<b>ULTRASONIC REAR PARKING ASSIST</b>			
Rear obstacle detection system with audible/visible warning	S	S	S
<b>MECHANICAL</b>			
<b>BRAKES</b>			
Power, 4-wheel vented discs	S	S	S
4-wheel, 4-channel anti-lock braking system (ABS)	S	S	S
<b>DRIVE</b>			
All-wheel-drive system, single-speed open differential transfer case, full-time operation	S	S	S
<b>ENGINE</b>			
Vortec 6000 V8 High-Output with 345 horsepower @ 5200 rpm and 380 lb.-ft. torque @ 4000 rpm	S	S	S
Block heater	S	S	S
<b>STEERING</b>			
Speed-sensitive variable-assist	S	S	S
<b>SUSPENSION</b>			
AutoRide road-sensing, electronically controlled shock absorbers	S	S	S
Automatic rear level control system	S	S	S
StabiliTrak stability enhancement system	S	S	S
<b>TRAILER TOWING</b>			
Trailer Package, includes weight-distributing platform with trailer hitch receiver and 7-pin sealed connector and trailer brake control harness	S	S	S
<b>TRANSMISSION</b>			
Heavy-duty electronic 4-speed automatic with overdrive, passive shift stabilization and Tow/Haul mode	S	S	S

## INTERIOR

	ESCALADE/ ESV	ESV PLATINUM EDITION	ESCALADE EXT
<b>AUDIO SYSTEMS</b>			
AM/FM stereo with cassette tape and 6-disc in-dash CD changer, auto tone control, Radio Data System (RDS) and AudioPilot noise compensation technology	S	–	S
AM/FM stereo with CD player, auto tone control, Radio Data System (RDS) and AudioPilot noise compensation technology, touch screen DVD Navigation for map coverage in Canada* and USA, GPS based, 165 mm (6.5 in.) touch screen	0	S	0
Rear-seat audio controls with display	S	S	S
Premium Bose 9-speaker sound system with subwoofer	S	S	S
<b>CARGO AREA</b>			
Cargo convenience net	S	S	–
Retractable cargo security shade	S <sup>1</sup>	S	–
<b>CLIMATE CONTROL</b>			
Automatic, tri-zone electronic climate controls with individual settings for driver, front-passenger and rear seating areas	S	S	–
Automatic, dual-zone electronic climate controls with individual settings for driver and front passenger	–	–	S
<b>CONSOLES</b>			
Front centre floor console with lockable storage and dual cupholders	S	S <sup>2</sup>	S
Overhead console with reading lights and universal 3-channel programmable remote transmitter	S	S	S
Rear floor console with two auxiliary power outlets, cupholders, outboard 2nd-row heated seat switches, courtesy lights, rear ventilation outlet controls and rear-seat audio controls. Headsets not included	S	S	S <sup>3</sup>
<b>CRUISE CONTROL</b>			
Electronic with resume, coast and decelerate/accelerate features	S	S	S
<b>ENTERTAINMENT SYSTEM</b>			
Rear-seat overhead fold-down 178 mm (7 in.) LCD colour monitor, DVD player, video camera and video game inputs, 2 wireless headphones, remote control and audio controls in overhead console	0	S <sup>4</sup>	0
<b>UNIVERSAL HOME REMOTE</b>			
3-channel programmable remote transmitter	S	S	S
<b>INSTRUMENTATION</b>			
Analogue, including tachometer and Bvlgari clock	S	S	S
Driver Information Centre (DIC) displays numerous vital vehicle functions	S	S	S
Tire pressure monitoring system (except spare tire)	S	S	S
<b>LIGHTING</b>			
Illuminated entry/exit, theatre dimming and interior courtesy	S	S	S
<b>MIRRORS</b>			
Electrochromic, auto-dimming rear-view mirror with electronic compass, exterior temperature displays and 3-button OnStar System and a status indicator for the Automatic Air Bag Suppression System	S	S	S
Illuminated driver and front-passenger visor vanity mirrors	S	S	S
<b>PEDALS</b>			
Power adjustable brake and accelerator with memory	S	S	S
<b>SEATING</b>			
Front buckets with leather seating surfaces, fold-down inboard armrests, 14-position driver and front seat power adjusters, heated seat cushions and seatbacks, power recliners, power lumbar adjusters and side bolsters with driver 2-position memory controls	S	S <sup>5</sup>	S
2nd-row power reclining bucket seats with leather seating surfaces, heated seat cushions and fold-down centre armrest	S	S <sup>5</sup>	–
2nd-row 60/40 split-folding bench seat with leather seating surfaces, heated outboard seat cushions and fold-down centre armrest	0 <sup>6</sup>	–	S <sup>3</sup>
3rd-row 50/50 flip-and-fold bench seat with leather seating surfaces, removable – Escalade	S	–	–
3rd-row 3-passenger flip-and-fold bench seat with leather-appointed seating, removable – Escalade ESV	S	S	–
<b>STEERING WHEEL</b>			
Leather-wrapped with genuine wood trim	S	–	S
Leather-wrapped with chrome and genuine wood trim	–	S	–
Controls for audio system and Driver Information Centre	S	S	S
Tilt adjustable column	S	S	S
<b>WINDOWS</b>			
Power with express-down feature on driver's window and passenger window lock-out feature	S	S	S

## EXTERIOR

	ESCALADE/ ESV	ESV PLATINUM EDITION	ESCALADE EXT
<b>CARGO AREA</b>			
Removable and stowable 3-piece rigid cargo cover, integral top-box storage compartments that are lockable and black rubber cargo mat	–	–	S
<b>GLASS</b>			
Solar-Ray, tinted	S	S	S
Deep-tinted, all windows behind front doors	S	S	S
<b>GRILLE</b>			
Chrome trim	–	S	–
<b>LIGHTS</b>			
Fog lights	S	S	S
Xenon High-Intensity Discharge (HID) headlights with automatic light control	S	S	S
<b>MIDGATE</b>			
Foldable between cargo box and cab	–	–	S
<b>MIRRORS</b>			
Power foldaway	S	S	S
Driver-side electrochromic auto-dimming feature and ground illumination	S	S	S
Passenger-side with tilt-down parallel park feature	S	S	S
Integral turn signal in mirror glass, heated, power remote control and puddle lighting	S	S	S
<b>ROOF RACK</b>			
Bright chrome rails with cross bars and chrome accents	S	S	S
<b>RUNNING BOARDS</b>			
Body-coloured with assist step and chrome accents	S	S	S
<b>SUNROOF</b>			
Power, sliding glass panel with express-open feature	O	S	O
<b>TIRES</b>			
P265/70R17 all-season touring	S	–	S
P265/70R17 all-season white-outlined touring	O <sup>7</sup>	–	O
P275/55R20 all-season touring	O <sup>8</sup>	S	–
<b>WHEELS</b>			
17" x 7.5" 7-spoke brushed aluminum wheels	S	–	S
17" x 7.5" 7-spoke chromed aluminum wheels	O	–	O
20" x 8.5" 6-spoke chromed aluminum wheels	O <sup>9</sup>	–	–
20" x 8.5" 9-spoke chromed aluminum wheels	–	S	–
<b>WIPER/WASHER SYSTEM</b>			
Front, 2-speed with variable delay	S	S	S
Rear, with fixed delay	S	S	–

S – Standard. O – Optional individually or in combination with other optional equipment.

<sup>1</sup> Retractable cargo security shade standard on Escalade ESV only.

<sup>2</sup> Escalade ESV Platinum Edition includes cooled and heated cupholders.

<sup>3</sup> Rear heated seats not included on Escalade EXT.

<sup>4</sup> Escalade ESV Platinum Edition includes 2 LCD colour monitors and 4 wireless headphones.

<sup>5</sup> Escalade ESV Platinum Edition includes heated and cooled seat cushions and backs.

<sup>6</sup> Available at no extra cost.

<sup>7</sup> Not available on Escalade.

<sup>8</sup> Available on Escalade only. Included with available 20" wheels.

<sup>9</sup> Available on Escalade only. Includes P275/55R20 all-season touring tires.

\*At time of print, detailed map coverage is available for most major urban areas of the United States and for certain metropolitan areas of Canada (Vancouver, Calgary, Edmonton, Winnipeg, Windsor, London, Toronto, Ottawa, Montreal, Quebec City and Halifax). Coverage is significantly limited outside these areas. Choose the factory navigation option and you will receive an updated navigation DVD each of the first two years following your purchase.

## EXTERIOR DIMENSIONS

	ESCALADE	ESCALADE ESV	ESCALADE EXT
Wheelbase (A)	2946 (116.0)	3302 (130.0)	3302 (130.0)
Length (B)	5052 (198.9)	5624 (221.4)	5624 (221.4)
Width (C)	2004 (78.9)	2019 (79.5)	2019 (79.5)
Height (D)	1943 (76.5)	1923 (75.7)	1920 (75.6)
Front track (E)	1651 (65.0)	1651 (65.0)	1656 (65.2)
Rear track (F)	1676 (66.0)	1676 (66.0)	1676 (66.0)

## INTERIOR DIMENSIONS

	ESCALADE	ESCALADE ESV	ESCALADE EXT
<b>Headroom</b>			
Front	1034 (40.7)	1034 (40.7)	1034 (40.7)
2nd-row	1001 (39.4)	991 (39.0)	980 (38.6)
3rd-row	950 (37.4)	980 (38.6)	–
<b>Legroom</b>			
Front	1049 (41.3)	1049 (41.3)	1049 (41.3)
2nd-row	980 (38.6)	993 (39.1)	988 (38.9)
3rd-row	693 (27.3)	945 (37.2)	–
<b>Shoulder room</b>			
Front	1656 (65.2)	1656 (65.2)	1656 (65.2)
2nd-row	1654 (65.1)	1654 (65.1)	1656 (65.2)
3rd-row	1636 (64.4)	1646 (64.8)	–
<b>Hip room</b>			
Front	1560 (61.4)	1560 (61.4)	1575 (62.0)
2nd-row	1557 (61.3)	1565 (61.6)	1575 (62.0)
3rd-row	1245 (49.0)	1250 (49.2)	–
<b>Seating capacity</b>	8	8	5
<b>CAPACITIES</b>			
Fuel, L (imp. gal.)	98 (21.6)	117 (25.7)	117 (25.7)
Towing <sup>1</sup> , kg (lb.)	3674 (8100)	3538 (7800) <sup>11</sup>	3402 (7500)
Cargo, L (cu. ft.)			
With 3rd-row seat(s) removed	1801 (63.6)	2549 (90.0)	–
With 2nd- and 3rd-row seat(s) removed	2962 (104.6)	3727 (131.6)	1526 (53.9) <sup>2</sup>
Curb weight, est. kg (lb.)	2512 (5537)	2613 (5761)	2637 (5814)


<sup>1</sup>Includes weight of trailer, cargo, passengers and equipment. All towing recommendations are subject to change. Trailer tongue load should be 10% of the maximum trailer weight but should not exceed the load rating for that vehicle, engine or hitch combination.

See your dealer or refer to the Escalade/ESV/EXT Owner's Manual for details.


<sup>11</sup>Escalade ESV Platinum Edition Maximum Towing Capacity is 3266 kg (7200 lb.)

<sup>2</sup>Cabin space with Midgate folded down. With Midgate folded down and 3-piece tonneau cover in position – 2690 L (95 cu. ft.)

## DIMENSIONS



## WHEELS AND TIRES





## CADILLAC OWNER PRIVILEGES

In addition to an exceptional driving experience, Cadillac ownership brings with it a world-class array of privileges. Cadillac No-Charge Scheduled Maintenance pays for all regularly scheduled maintenance.\* The Limited Warranty covers all parts and labour costs that may be incurred to correct defects in material or workmanship.\* Cadillac Roadside Service provides assistance throughout Canada and the United States should you require towing, fuel delivery, a jump start or help with a flat tire or lock-out situation.\* Trip Planning can assist you on road trips with computer-generated maps indicating either the most direct route or the most scenic route to any destination you choose in North America.\* Alternative Transportation provides you with shuttle

transportation for daily service and an alternate car (or reimbursement for rental or other transportation expenses) for overnight service, whenever your Escalade requires scheduled maintenance or repairs covered under the Limited Warranty.\* Trip Interruption Protection ensures that you will be reimbursed by General Motors of Canada for reasonable hotel, meal and alternative transportation expenses incurred should your trip be interrupted by a repair covered under the Limited Warranty. See your Cadillac dealer for complete details.

\*Program in effect for the first 4 years or 80,000 km (whichever comes first) of ownership. Conditions and limitations apply.

## ONSTAR

Safety, security, convenience and thoughtfulness are engineered into every 2006 Cadillac. OnStar takes each of those virtues a step further. OnStar uses advanced communications technology to enhance your peace of mind whenever you're in your Cadillac. All it takes is a single push on the blue OnStar button usually located on the interior rear-view mirror, in the overhead console, or near the radio display to connect you with one of our specially trained OnStar Advisors. They are standing by, ready to provide support 24 hours a day, 365 days a year.\*

What can OnStar Advisors do for you? They not only provide information and a wide range of other services – but also, in an emergency, they will attempt to locate your vehicle, find out what assistance you need, and notify nearby emergency service providers. And if air bags are deployed in your vehicle, an Advisor will contact you to determine if you are in need of assistance. Your Advisor can also perform a remote diagnostic check of your engine and electrical components in your vehicle.

Another convenient feature is OnStar Hands-Free Calling, a hands-free, voice-activated wireless technology integrated into your vehicle. It's there just in case your hand-held phone is lost, forgotten or has a low battery. Even better, there are no additional monthly fees, or additional long distance and roaming charges. And as a new customer, you will receive 30 complimentary minutes good for two months after activation.

Now you can enjoy the peace of mind that comes with knowing you're doing all you can to help keep you, your family, and your vehicle safe. Just ask the almost 150,000 people who have become OnStar subscribers in Canada. How hard does OnStar work for you? The facts speak for themselves: every month in Canada OnStar Advisors handle an average of 9100 routing calls, 2500 emergency calls, 2600 door unlocks, and 625 Roadside Assistance dispatches.

The OnStar System and one year of the Directions & Connections Plan are included on all Escalade models, offering you access to driving directions, information and convenience services and Ride Assist. See your dealer for more information on plans and services.

\*OnStar services require vehicle electrical system (including battery), wireless service, and GPS satellite signals to be available and operating for features to function properly. Not all OnStar features are available on all vehicles. OnStar Hands-Free Calling requires a Hands-Free enabled vehicle, existing OnStar service contract, and prepaid calling minutes, and is not available in Alaska and some other markets. Calls may be made to the U.S. and Canada only. OnStar voice recognition system may not work with some voices. OnStar acts as a link to existing emergency service providers. Subscription Service Agreement required. Due to the transition of the wireless industry from analogue to digital technology, as of January 1, 2008, OnStar plans to offer service only through equipment that operates on the digital network, which may require the purchase of a system upgrade for eligible vehicles. Call 1.888.4.ONSTAR (1.888.466.7827), TTY 1.877.248.2080 or visit onstar.ca for OnStar's Terms & Conditions, Privacy Policy, and system limitations and details.



visit [onstar.ca](http://onstar.ca)



## ACQUISITION OPTIONS

In addition to the many exclusive privileges of Cadillac ownership, Cadillac and General Motors of Canada have created a range of supplementary support programs to enhance your ownership experience. Some of these programs assist you in purchasing or leasing the Cadillac of your choice. Others help protect you and your new Cadillac over the long term.

### Purchasing & Leasing:

- **GMAC Financing** – On-the-spot financing at your GM dealership\*

• GM

• Th

Es

For

Add

• GM

re

of

• GM

(t

Info

You

Cad

• Th

- The Cadillac Communications Marketing Centre at

1-888-446-2000 or (1-800-263-3830 for TDD users) –

For information about any GM product or service, including the GM Mobility Program

- For information about GMAC, visit the GM Web site or call **1-800-616-4622**.

\*Subject to eligibility.

\*\*Conditions and limitations apply.

### A word about this brochure

We have tried to make this brochure comprehensive and factual. We reserve the right, however, to make changes at any time, without notice, in prices, colours, materials, equipment, specifications, models and availability. Specifications, dimensions, measurements, ratings and other numbers in this brochure and other printed materials provided at the dealership or affixed to vehicles are approximates based upon design and engineering drawings and prototypes and laboratory tests. Your vehicle may differ due to variations in manufacture and equipment. Since some information may have been adapted since the time of the printing, please check with your Cadillac dealer for complete details. General Motors of Canada Limited reserves the right to lengthen or shorten the model year for any product, for any reason, or to start and end model years at different times.

### Privacy statement

At General Motors of Canada Limited ("GM Canada") we respect your privacy and value our relationship

will be used only by  
services). If you wish  
only certain marketing  
information about those  
Policy and practices,  
m

embled by different  
nes and components  
gines and components  
available at the time  
ment you ordered, or

onents are warranted  
s first. There is no  
aterials is not required

ed to: General Motors,  
adillac badge,  
EXT, SRX, STS, XLR,  
ly designs; and other  
are trademarks of  
diaries, affiliates

DO NOT READ

– PREAPPROVED

GMAC is a registered trademark of the General Motors Acceptance Corporation.

OnStar, the OnStar logo and the OnStar button are registered trademarks of the OnStar Corporation.

TheftLock is a registered trademark of Delphi Automotive Systems.

Bose and AutoPilot are registered trademarks of the Bose Corporation.

Radio Data System (RDS) is a registered trademark of the U.S. National Association of Broadcasters.

### Copyright

©Copyright 2005 General Motors of Canada Limited. All Rights Reserved. All text, images, graphics, and other materials in this Cadillac Escalade brochure are subject to the copyright and other intellectual property rights of General Motors Corporation and/or General Motors of Canada Limited. These materials may not be reproduced, distributed or modified without the express written permission of General Motors Corporation and/or General Motors of Canada Limited.

Printed in Canada, June 2005.

## A STORY ONLY GENERAL MOTORS CAN TELL.

General Motors' commitment to setting the highest standards in quality, safety, innovation, and fuel efficiency are matched by an equally strong commitment to the community.

### DID YOU KNOW?

**QUALITY:** GM plants swept the J.D. Power Initial Quality Study<sup>SM\*</sup> rankings for North and South America: Gold and Silver Plant Quality Awards for the Canadian Oshawa #2 and #1 car plants, in addition to the Bronze Plant Quality Award for the Hamtramck, Michigan plant.

**SAFETY:** General Motors is the only automotive manufacturer committed to offering a full range of cars, trucks, and SUVs that provide safety protection before, during and after a collision.

GM vehicles are equipped with a range of features and technologies that help drivers avoid collisions, reduce the risk of injury should a collision prove unavoidable, and help you get the assistance you need after a collision.

**INNOVATION:** GM is at the forefront of automotive technology with breakthrough features such as OnStar and XM Satellite Radio.

**FUEL EFFICIENCY:** GM offers more cars than any other automaker in Canada that get better than 7.0 L/100 km in highway driving. GM has also won more EnerGuide fuel-efficiency awards than any other car company.

### GM IS COMMITTED TO CANADA

**INVESTMENT:** GM invests more in Canada than any other car company. The \$2.5 billion Beacon Project represents the largest automotive investment in Canadian history.

**EMPLOYMENT:** GM directly employs over 20,000 people in Canada — more than any other car company.

**DESIGN:** GM is the only car company that designs, engineers and builds cars in Canada.

### GM IS BEHIND YOU AND YOUR VEHICLE

GM is equally comprehensive in the way it backs its Cadillac vehicles. All Cadillac models include:

- 4-year/80,000 km<sup>\*\*</sup> complete vehicle repair coverage
- 6-year/unlimited km corrosion perforation coverage
- 8-year/130,000 km<sup>\*\*</sup> coverage on catalytic converters and powertrain control modules (PCMs)
- 4-year/80,000 km<sup>\*\*</sup> 24-hour Roadside Service
- 4-year/80,000 km<sup>\*\*</sup> no-charge scheduled maintenance
- 4-year/80,000 km<sup>\*\*</sup> trip planning.

\*General Motors Corporation - Oshawa #2 (Ontario - Car) was the highest ranked plant, Oshawa #1 (Ontario) was the second ranked plant and Hamtramck, MI was the third ranked plant in North/South America among plants producing vehicles for the U.S. market in J.D. Power and Associates 2005 U.S. Initial Quality Study<sup>SM</sup>. Study based on a total of 62,251 U.S. consumer responses indicating owner reported problems during the first 90 days of ownership. [www.jdpower.com](http://www.jdpower.com)

\*\*Whichever comes first.



CHEVROLET PONTIAC BUICK GMC CADILLAC SATURN SAAB HUMMER

[gmcanada.com](http://gmcanada.com)



At Cadillac, luxury is a concept of many dimensions. It is suppleness, and it is strength. It can be agile, but when called for, it can also be unwavering. It whispers, yet on occasion, it roars. It is quality, and refinement, and confidence. It responds. It comforts. It protects. It entertains. And it delights. For 2006, this enticing, elusive concept has inspired a handful of vehicles that rank among the finest in the world. Perhaps one is right for you.



**CADILLAC ESCALADE**  
BREAK THROUGH

# ESCALADE

