

2010 Endeavor

THE SPACIOUS UTILITY VEHICLE THAT GETS THE JOB DONE

“Best mid-size
SUV for families.”
Forbes.com



Rugged, capable and ready for anything. Endeavor has the roomy interior you expect in a CUV as well as some unexpected features to bring ease to your drive time. All that plus a bold, confident exterior, helps to make the Endeavor different for a reason.



Why it's different for a reason

THE 2010 MITSUBISHI ENDEAVOR



Endeavor makes checking off your to-do list a snap with helpful features like a rear-view backup camera, Bluetooth® Handsfree and navigation. And with the tight handling you'd expect from a much smaller vehicle, 18-inch alloy wheels and Rockford Fosgate® audio, Endeavor is a CUV that delivers utility in a decidedly un-utilitarian package.

Endeavor SE in Quick Silver



Bluetooth® Handsfree



Advanced navigation system



76.4 cubic feet of cargo space



Rear-view backup camera



18-inch wheels

2010 MITSUBISHI ENDEAVOR SPECIFICATIONS

Engine	LS	SE
Engine Type	3.8-liter V6	3.8-liter V6
Valvetrain	SOHC 24-Valve	SOHC 24-Valve
Horsepower/Torque	225 hp @ 5,000 rpm/255 lb-ft @ 3,750 rpm	
EPA-estimated mpg (city/hwy)¹	15/21	2WD: 15/21 AWC: 15/19
Recommended Fuel	Regular Unleaded	Regular Unleaded
Fuel Tank Capacity (gal.)	21.4	21.4
Transmission		
Type	4-speed Sportronic® with INVECS-II adaptive shift control system	
Suspension		
Front	MacPherson strut with stabilizer bar	
Rear	Independent multi-link coil-spring suspension with stabilizer bar	
Steering		
Type	Rack-and-pinion, Hydraulic Power Assist	Rack-and-pinion, Hydraulic Power Assist
Turning Circle, curb to curb (ft.)	38.4	40.6
Brakes		
Front	Ventilated front disc brakes	Ventilated front disc brakes
Rear	Ventilated rear disc brakes	Ventilated rear disc brakes
Control System	Anti-lock Brakes with Electronic Brakeforce Distribution (ABS and EBD)	
Wheels and Tires		
Tires	P235/65R17	P255/55R18
Wheels	17-inch alloy wheels	18-inch alloy wheels
Exterior Dimensions		
Wheelbase (in.)	108.3	108.3
Length (in.)	190.8	190.8
Width (in.)	73.6	74.2
Height (in.)	69.6 (with roof rails)	69.8 (with roof rails)
Track, front/rear (in.)	63.0/63.0	63.8/63.8
Curb Weight (lbs.)	3,981	2WD: 3,980 AWC: 4,167
Interior Dimensions		
Head Room, front/rear (in.)	39.6/38.7	39.6 (37.2 w/sunroof)/38.7
Shoulder Room, front/rear (in.)	59.1/58.7	59.1/58.7
Hip Room, front/rear (in.)	56.7/55.9	56.7/55.9
Leg Room, front/rear (in.)	41.4/38.5	41.4/38.5
Passenger Volume (cu. ft.)	106.7	106.7
Cargo Volume (cu. ft.)	76.4	76.4

Performance	LS	SE
Tow package (transmission oil cooler, power steering cooler, full-size spare tire)	Standard	Standard
Front-Wheel Drive (FWD)	Standard	Standard
All-wheel Control (AWC)	—	Optional
Exterior		
Parabolic fog lights	Standard	Standard
Color-keyed door handles and side-view mirrors	Standard	Standard
Tubular roof rails	Standard	Standard
Chrome front grille	Standard	Standard
Rear privacy glass	Standard	Standard
Safety and Security		
Advanced dual-stage front airbags, front seat-mounted side airbags and roof-mounted side curtain airbags ²	Standard	Standard
Active Stability Control (ASC)	Standard	Standard
Theft-deterrent alarm system	Standard	Standard
Comfort and Convenience		
Automatic climate control	—	Standard
Power side-view mirrors, windows and door locks	Standard	Standard
Sport-wrapped steering wheel and shift knob	Standard	Standard
Steering wheel-mounted audio controls and cruise control	—	Standard
Cruise control	Standard	Standard
Leather seating surfaces	—	Standard
Heated front seats	—	Standard
Audio and Technology		
Touch-screen navigation system with rear-view backup camera	—	Package
140-watt Mitsubishi AM/FM/CD/MP3 audio system	Standard	—
650-watt(max) Rockford Acoustic Design® premium audio system with SIRIUS® Satellite Radio w/3-mo. pre-paid subscription	—	Standard
Bluetooth® Handsfree phone system	Standard	Standard
Option Packages		
Sunroof and Navigation package: Power sunroof; Fog lights; Tonneau cargo cover; Touch-screen navigation system	—	Optional
Disclaimers		

1 EPA Estimates are to be used as a standardized comparison with other vehicles. Your actual mileage will vary depending on how you drive and maintain your vehicle. **2** Airbags are part of a Supplemental Restraint System (SRS). To decrease the risk of injury from a deploying airbag, all occupants must be properly restrained and seated well back, upright and in the middle of the seat. Do not lean against the door. Always place children 12 and under in the rear seat and use appropriate child restraints. Never place a rear-facing infant restraint in the front seat. See your owner's manual and instructions provided with your child restraint for more information.

The 2010 Mitsubishi Endeavor

10-year
100,000-mile
LIMITED POWERTRAIN WARRANTY

5-YEAR/60,000-MILE
BUMPER-TO-BUMPER

7-YEAR/100,000-MILE
ANTI-CORROSION/PERFORATION

5-YEAR/UNLIMITED
ROADSIDE ASSISTANCE

It just makes sense: Our vehicles are different than any on the road, so why shouldn't our warranties be a cut above as well? At Mitsubishi, we're so confident in the quality, reliability and durability of Endeavor that we back it with one of the best Limited Powertrain Warranties in the business: 10 years or 100,000 miles.³ It's just one in a number of extensive warranties that come with the Endeavor—a list that includes a 5-year/60,000-mile fully transferable bumper-to-bumper New Vehicle Limited Warranty.

STARTING AT MSRP⁴ **\$27,999**

³ All coverage terms are from the original in-service date. The 10-year/100,000-mile Limited Powertrain Warranty applies only to the original owner of new, retailed 2010 models purchased from an authorized Mitsubishi dealer. Subsequent owners receive the balance of the New Vehicle Limited Warranty of 5 years/60,000 miles.

⁴ Manufacturer's Suggested Retail Price. Excludes destination/handling \$740 (\$865 Alaska), tax, title, license etc. Retailer price, terms and vehicle availability may vary. See your Mitsubishi retailer for details.

Technical data, equipment and options shown are based on the latest information available at the time of printing and are subject to change without notice. Colors may vary due to the printing process. Exterior and interior lights on vehicles shown may be illuminated for illustration purposes only. Vehicles are shown with optional equipment. Not all equipment is available on every model. For complete details about equipment configuration and Mitsubishi Genuine Accessories, please contact your Mitsubishi retailer.

©2009 Mitsubishi Motors North America, Inc.,
6400 Katella Ave., Cypress, CA 90630-0064
mitsubishicars.com 1-888-MITSU2010

EXTERIOR COLOR



Quick Silver



Maizen Blue



Carbon




White Pearl




Kalapana Black

INTERIOR TRIM




Black Fabric
LS



Medium Brown Fabric
LS



Black Leather
SE



Medium Brown Leather
SE

ACCESSORIES



Remote engine start



Side steps - Black finish



Trailer hitch

- Cargo cover
- Cargo liner
- Cargo net
- Cargo organizer
- Cargo tray
- Bike attachment, fork mount
- Bike attachment, hitch mount
- Bike attachment, upright mount
- Exhaust finisher
- Hood protector
- Rear mudguards
- Roof rack crossbar
- Side steps - Titanium finish
- Trailer hitch - Wire harness
- Side window deflectors
- Sunroof wind deflector
- All weather floor mats
- License plate frame
- Wheel locks
- iPod adapter
- Ski/snowboard attachment
- Leather seat covers