

09 HYUNDAI_SONATA





ARE WE THERE YET?

It's a common sentiment among children riding in the back seat, but you may be surprised to learn that it's also the way we approach making cars here at Hyundai. We're always asking ourselves if our vehicles are as good as they can possibly be. Are the engines smooth enough? Is the design stylish enough? Is the performance inspiring enough? Are the emissions low enough? Is the vehicle safe enough? In the end, the answer is yes. And no. Because as proud as we are of our vehicles, as impressively as they perform, as handsomely as they're styled and as safe as they unquestionably are, we're simply never satisfied. As a driver, you deserve nothing less. Think about it.



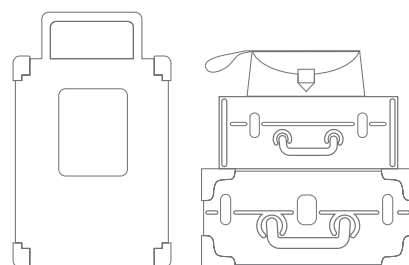
LIMITED IN BRIGHT SILVER





LARGEST TRUNK CAPACITY

Thanks to specially designed hinges that don't encroach on trunk space, the Sonata boasts more cargo volume than any car in its class. And if that's not enough room for you, you can expand it using the 60/40 split fold-down rear seatback to pack even more.





LIMITED IN COCOA LEATHER




AMERICA'S

BEST

What does a warranty say about a car? Well to us, it says we have the utmost confidence in its quality, so much so that we're willing to stand behind our cars long after you've driven off the dealer's lot. Long enough, in fact, for your kids to go from second grade to high school graduation.

WARRANTY

09 SONATA _WARRANTY



	POWERTRAIN	NEW VEHICLE LIMITED WARRANTY	ANTI-PERFORATION	ROADSIDE ASSISTANCE
HYUNDAI	10 YEARS 100,000 MILES	5 YEARS 60,000 MILES	7 YEARS UNLIMITED MILES	5 YEARS UNLIMITED MILES
TOYOTA	5 YEARS 60,000 MILES	3 YEARS 36,000 MILES	5 YEARS UNLIMITED MILES	N/A
NISSAN	5 YEARS 60,000 MILES	3 YEARS 36,000 MILES	5 YEARS UNLIMITED MILES	N/A
HONDA	5 YEARS 60,000 MILES	3 YEARS 36,000 MILES	5 YEARS UNLIMITED MILES	N/A
CHEVROLET	5 YEARS 100,000 MILES	3 YEARS 36,000 MILES	6 YEARS 100,000 MILES	5 YEARS 100,000 MILES
FORD	5 YEARS 60,000 MILES	3 YEARS 36,000 MILES	5 YEARS UNLIMITED MILES	5 YEARS 60,000 MILES

WHAT DOES THE WORD “BEST” MEAN, AGAIN?


It's difficult to know these days, with car makers claiming to have “The Best Coverage in America” or “The Best Warranty Coverage in the Business.” Fact is, there is no manufacturer that offers a standard warranty matching Hyundai's (and we've had it for 10 years), which means when we say we have America's Best Warranty,¹ the word “best” means, well, best. Speaking of best, IntelliChoice awarded the Sonata with the *2008 Lowest Operating Costs in Class Award*,² for having the lowest operating costs over the first five years of ownership.

Best ≠ Good

Best ≠ Kind of impressive

Best ≠ Better than my neighbor's

Best = Best





MORE HORSEPOWER THAN A BMW 528i

That's not a misprint. The Hyundai Sonata's newly updated Lambda V6 boasts more horsepower than ever – a whopping 249 to be exact – 19 more than its Bavarian counterpart. And what's more amazing, it achieves this feat while delivering improved fuel economy. How does this engine provide such scintillating performance? All-aluminum block and heads, Continuously Variable Valve Timing, dual overhead camshafts, 4-valves per cylinder and a variable intake system.



PERFORMANCE

LIMITED IN MEDIUM SILVER BLUE

V6

More. If you had to choose one word to describe the 3.3-liter Lambda V6, “more” would be it. As in more power. More torque. More performance. More refinement. More efficiency. All of which can be attributed to – surprise – more advanced technology.

POWER



LIMITED IN COCOA METALLIC

09 SONATA _ PERFORMANCE



EFFICIENCY TIMES TWO

Sonata's 3.3-liter V6 engine delivers up to 29 MPG.¹ For more frugal types, we offer the 2.4-liter Theta II 4-cylinder engine, with 32 MPG highway and partial-zero (PZEV) emissions.² And both engines boast better fuel efficiency than last year's models. Two great choices for you. Two great choices for the planet.



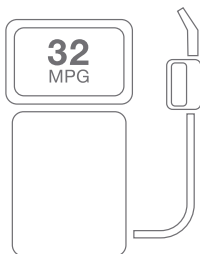
5-SPEED AUTOMATIC WITH SHIFTRONIC

Available on both engines, this five-speed transmission features new reducing and solenoid valves for smoother shifts. Meanwhile, an overdrive lock-up torque converter improves highway fuel economy. SHIFTRONIC® lets you take matters into your own hands, enabling manual gear selection for more spirited performance.



THE SPORTY SE

For those with a yen for more excitement in their daily commute, we offer the Sonata SE. Its new, sport-tuned suspension rewards enthusiastic driving with stiffer spring rates (10% stiffer in front, 15% in the rear), 27mm front and 17mm rear stabilizer bars, unique strut valving in all four corners, 17-inch wheels fitted with high-performance tires and a wicked rear spoiler. All you need to supply are the driving gloves.




LESS PAIN AT THE PUMP

The 2009 Sonata is unsurpassed in its class in fuel economy, a class that includes Honda Accord, Toyota Camry and Chevy Malibu. And if you've seen the price of a gallon of gas lately, you know that's not something to be taken lightly.

MOST TOTAL INTERIOR VOLUME

That's right. More than Accord, Camry and Altima. Which means you can spread out in the Sonata and relax in absolute comfort. Because at Hyundai, we come from the school of thought where less is less, and more is unequivocally more.

WHAT IS A LARGE CAR? Even though the Sonata competes in the midsize segment, its interior is so spacious that the Environmental Protection Agency (EPA) classifies it as a "Large" car. Which means you get loads of head room and leg room for you and your entire family without having to maneuver an enormous land yacht through the grocery store parking lot. Besides, who are we to argue with the United States government?





INTERIOR

LIMITED IN CAMEL LEATHER



WHEREVER YOU GO, THERE YOU ARE. With Sonata's available in-dash GPS satellite navigation system, you can easily find any destination you may be looking for. The bright, 6.5-inch, full-color touchscreen clearly displays your route, while the system gives you turn-by-turn voice prompts. It also allows you to locate nearby services such as ATMs and restaurants with just the push of a button. And it even has a handy address book to retrieve frequently referenced locations quickly.





LIMITED IN CAMEL LEATHER

09 SONATA _ INTERIOR FEATURES



HOMELINK®

This advanced transceiver lets you control multiple home functions from the comfort of your driver's seat. Conveniently located on the electrochromic rearview mirror, it can be programmed to activate your garage-door opener, turn on outdoor lighting, open private gates and more.



INPUT JACKS

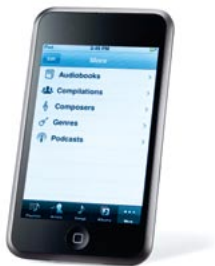
Your favorite music is never far away. The Sonata is equipped with not just one, but two auxiliary input jacks to connect portable music players, such as an iPod®, to the audio system. One is a mini jack that connects your player's headphone jack to the audio system. The other is a USB port and available accessory cable, which not only transmits audio but also artist and track information, not to mention charges the device as it plays.



INTEGRATED BLUETOOTH® A built-in microphone and speaker delivers perfect call clarity, and the system has the ability to recognize multiple phones.

LUXURY DOES HAVE A LAP

A great car fits its owner. Which is why the Sonata's 8-way power driver seat features multiple adjustments and advanced conveniences, including adjustable lumbar support and variable heat settings. It's a shame you can't have one in the living room.



DUAL AUTOMATIC TEMPERATURE CONTROL

Set it and forget it. This feature lets you choose the exact temperature for both the driver and front passenger, then monitors the temperature and makes adjustments to maintain each desired setting, keeping both of you perfectly comfortable as you drive.





ENJOY 170 DIGITAL CHANNELS from coast to coast, including commercial-free music channels, plus the biggest names in sports, news and talk. With every Major League Baseball® game, Oprah & Friends,™ CNN,® FOX News, CNBC, comedy channels and so much more, XM has something for everyone, including exclusive shows and concerts you can't hear anywhere else, all with a complimentary 3-month subscription!



STATE OF-THE-ART

SAFETY

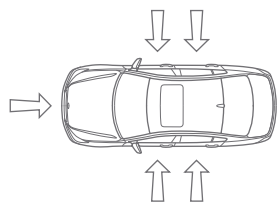
A reinforced body structure, six airbags and a wealth of advanced safety technology, including standard Electronic Stability Control, are the reasons why Sonata is one of the safest cars in its class.



09 SONATA_ **STANDARD SAFETY**

	HYUNDAI SONATA	TOYOTA CAMRY	NISSAN ALTIMA	CHEVY MALIBU
Electronic Stability Control	●			
Traction Control System	●			●
ABS with Electronic Brake-force Distribution	●	●	●	●
Brake Assist	●	●		
Advanced dual front airbags	●	●	●	●
Front side-impact airbags	●	●	●	●
Side-curtain airbags	●	●	●	●
Active front head restraints	●		●	

●/● = STANDARD EQUIPMENT ON BASE MODEL



22,000 LIVES SAVED

NHTSA estimates that, thanks to airbags, over 22,000 people who were involved in automobile accidents are living today.

ESC

Because you never know when an emergency situation is around the bend, every Sonata comes equipped with Electronic Stability Control! It constantly monitors things such as wheel speed, steering angle and lateral g-forces. When it senses a skid is imminent, it adjusts brake and throttle input to help keep you safely on your intended path.

SAVES LIVES



ELECTRONIC STABILITY CONTROL

This revolutionary safety technology is so effective at preventing accidents, NHTSA estimates that up to 35% of single-vehicle passenger car accidents could be avoided if every vehicle on the road were equipped with ESC like the Sonata.

LIMITED IN MEDIUM SILVER BLUE

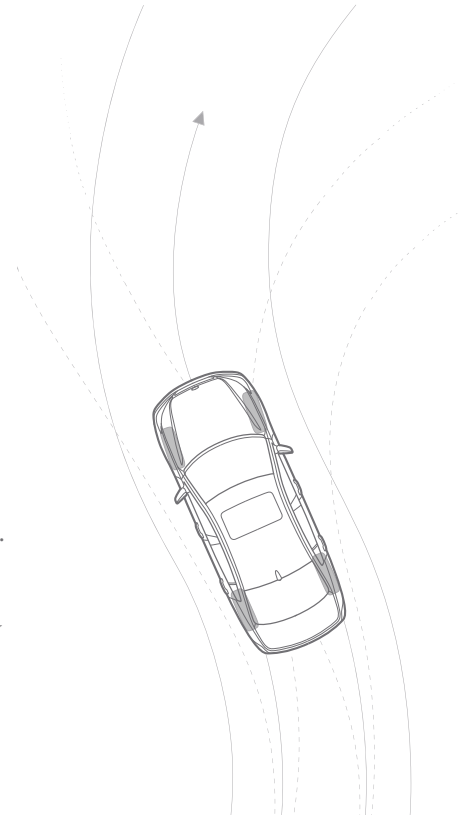


ANTI-LOCK BRAKES WITH EBD

Unfortunately, wet roads and sudden stops are an unavoidable part of everyday driving. Enter ABS. It prevents wheel lock-up and helps you maintain steering control during emergency braking situations by rapidly pulsing the brakes so you can maneuver yourself out of harm's way. But we didn't stop there. We also incorporated Electronic Brake-force Distribution (EBD), which uses a network of sensors to provide the proper amount of brake pressure at each wheel – based on load dynamics, speed and road condition – to deliver maximum braking performance.

TRACTION CONTROL

Wet pavement may have met its match. Sonata's advanced Traction Control System senses unexpected wheelspin during acceleration, then automatically applies the appropriate combination of brakes and throttle, routing power to the tires with the most traction. This helps you maintain control in treacherous driving conditions.²



BRAKE ASSIST

Statistics show that drivers frequently don't brake hard enough in emergency situations. Brake Assist senses when you're in a panic stop and immediately applies the maximum braking pressure to help you stop in a shorter distance. Because sometimes a few extra feet can make all the difference.



¹Electronic Stability Control (ESC) cannot control your vehicle's stability under all driving situations. ESC is not a substitute for safe driving practices. No system, no matter how advanced, can overcome physics or correct poor driving. The driver is always responsible for controlling the vehicle and must use caution to avoid loss of control in all driving conditions. Speed, road conditions and driver steering input will affect whether ESC can help prevent loss of control. See Owner's Manual for details. ²The Traction Control System (TCS) is meant to enhance conscientious driving habits and is not a substitute for safe driving practices.



SEATBELT PRETENSIONERS

These tighten seatbelts in certain accidents to limit the front occupants' forward movement. Force limiters then release slack to reduce the load across the body, which helps minimize injury.



TIRE PRESSURE MONITORING SYSTEM

Each of the Sonata's wheels is equipped with an air-pressure sensor located at the valve stem. When the pressure of any tire falls below its optimal level, a warning light on the instrument panel alerts you, helping you avoid dangerous situations that could arise from driving on an underinflated tire.¹

ACTIVE FRONT HEAD RESTRAINTS

Whiplash is one of the most common injuries in rear collisions. This feature moves the head restraints forward upon sensing an impact, reducing the likelihood of a neck injury.



You wouldn't build a house on a shaky foundation. Same goes for cars. That's why we build the Sonata with a reinforced unibody construction made from high-tensile steel to effectively absorb collision energy. We've also engineered it with rear crumple zones, bodyside reinforcements and hood-buckling creases to protect you in an impact from any direction.

¹TPMS is not a substitute for proper maintenance. See Owner's Manual for details. Spare tire does not include TPMS sensor. ²The Supplemental Restraint System (SRS) is designed to work with the 3-point seatbelt system. The SRS deploys in certain frontal and/or side-impact conditions where significant injury is likely. The SRS is not a substitute for seatbelts, which should be worn at all times. Children under the age of 13 should be restrained securely in the rear seat. NEVER place a rear-facing child seat in the front seat of a vehicle that has a passenger-side airbag.



AIRBAGS THAT THINK



Advanced front airbags adjust their deployment based on impact speed and seat position, and use the Occupant Classification System to prevent deployment when the front passenger is under a certain weight.²

MADE IN THE U.S.A.

Because we built our plant in Alabama from scratch, we were never tied to the way things had been done in the past. So we reinvented everything, to make the cars that come out as good as they can possibly be. We must be doing something right, because among the tour groups who have stopped by to visit was the U.S. Air Force, who learned how to help their planes spend more time in the air and less time in repairs.



COMPUTER-AIDED engineering, virtual manufacturing and extensive prototyping allow us to test and fine tune every aspect of a vehicle's design and operation before it's even been built.



THIS DOOR HINGE used to look different. But our engineers noticed that the old design added a minute amount of wind noise to the vehicle. So we redesigned it. Now it's completely silent.

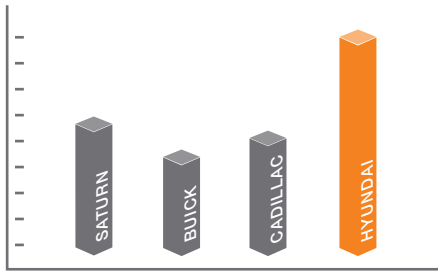


ROTATIONAL DIPPING is an advanced paint process used by companies like Ferrari, BMW and, oh yes, Hyundai, to create immaculate paint finishes with perfect uniformity and coverage.



WE HAND CHECK nuts, bolts, cables, wiring and power components before each vehicle leaves the plant. It's then tested to ensure we didn't miss anything on the factory floor.

WHICH BRAND IS MORE AMERICAN?



It's not as obvious as you might think. Hyundai manufactures more vehicles in the U.S. than Saturn, Buick or Cadillac.



TESTED TO THE EXTREMES

From the scorching heat of Death Valley to the frozen tundra of Central Canada, our automobiles are tested in the most extreme conditions to ensure their performance never wavers, no matter what life sends your way.

SOMETIMES, EFFICIENCY STARTS WITH AN 'F'

Many auto plants build their assembly line to fit the shape of the building. At Hyundai, we built the building to fit the shape of the line, which is why it looks like a giant 'F.' This way, parts can be delivered directly to the part of the line where they're needed most, so the line runs faster and more efficiently – which means a better-built automobile.



000023

AN ARMY OF ROBOTS, with optical sensors far more sensitive than the human eye, inspects every vehicle for quality welds and proper fit, ensuring tight seams and perfect alignment.

EVERY NEW HYUNDAI from our Alabama plant has a mysterious 2.3 miles on the odometer. That's because we road-test each one to ensure perfect operation before it's delivered.



TURNING DREAMS INTO REALITY

At our design centers and R&D facilities around the world, Hyundai is developing technologies that will carry you down the road more safely, more reliably and more beautifully than ever before.



WE'RE COMMITTED TO BEING GREEN. That's why we built a \$58 million environmental technology research and development center. Two hundred researchers are working day and night, developing a new generation of clean-running, fuel-cell electric vehicles.

HYUNDAI HOPE ON WHEELS is the united effort of Hyundai and its dealers to fund pediatric cancer research and celebrate the courage of children fighting the disease, like Sammy Heim, Hope on Wheels National Youth Ambassador. Visit www.hopeonwheels.com



WHERE NEW HYUNDAIS ARE BORN

At our 90,000-square-foot Southern California design facility, over 150 designers, engineers, model makers and technicians utilize the most advanced visualization, clay-modeling and graphics technologies to ensure that the next generation of Hyundais represents the leading edge of automotive technology and design.





GLS

STANDARD FEATURES INCLUDE:

- 2.4-liter, Inline 4-cylinder engine with CVVT + 5-speed manual transmission
- 3.3-liter, V6 engine with CVVT + 5-speed automatic transmission with SHIFTRONIC®
- Chrome-tipped dual exhaust on V6
- Electronic Stability Control
- Traction Control System
- 4-wheel Anti-lock Braking System with Electronic Brake-force Distribution and Brake Assist
- Tire Pressure Monitoring System
- 16-inch steel wheels with full covers
- Advanced dual front airbags with Occupant Classification System, front side-impact airbags, front and rear side-curtain airbags
- Active front head restraints
- Power windows with driver's auto-down/up
- Power door locks
- Power heated side mirrors
- Solar control glass on V6
- Air conditioning with cabin air filter
- AM/FM/CD/MP3 audio system
- iPod®/USB and MP3 auxiliary input jacks
- XM® Satellite Radio¹
- Tilt steering wheel
- Leather-wrapped steering wheel and shift knob on V6
- Steering-wheel-mounted cruise control
- Center console armrest with cupholders
- 60/40 split fold-down rear seatback
- Rear center armrest with cupholders
- Remote keyless entry system with alarm
- Chrome-accented front grille

OPTIONAL GLS PACKAGES:

- Popular Equipment Package (PE): Power driver seat with lumbar support, automatic headlights, steering-wheel-mounted audio controls, multi-function trip computer, woodgrain interior accents, chrome window belt molding
- Sunroof Package (SR): Popular Equipment Package, power tilt-and-slide sunroof



SE

INCLUDES ALL STANDARD GLS FEATURES PLUS:

- 2.4 liter, Inline 4-cylinder engine or 3.3 liter V6
- 5-speed automatic transmission with SHIFTRONIC
- 17-inch, 5-spoke Euroflange alloy wheels
- 215/55VR performance tires
- Sport-tuned suspension
- Automatic headlights
- Front fog lights
- Solar control glass
- 8-way power driver seat with adjustable lumbar support
- Leather-bolstered sport seats
- Tilt-and-telescopic steering wheel
- Steering-wheel-mounted audio controls
- Leather-wrapped steering wheel and shift knob
- Multi-function trip computer
- Metalgrain interior accents
- Chrome window belt molding
- Rear spoiler

OPTIONAL SE PACKAGE:

- Premium Package (P): Power tilt-and-slide sunroof, 240-watt in-dash 6-disc CD audio system, electrochromic auto-dimming rearview mirror, HomeLink® integrated transceiver, compass



LIMITED

INCLUDES ALL STANDARD SE FEATURES PLUS:


- Power tilt-and-slide sunroof
- Leather seating surfaces
- Heated front seats
- 17-inch, 10-spoke Euroflange alloy wheels
- 360-watt Infinity® AM/FM/in-dash 6-disc CD/MP3 changer, external amplifier and subwoofer
- Dual front automatic temperature control with outside temperature display
- Electrochromic auto-dimming rearview mirror
- HomeLink integrated transceiver
- Compass
- Chrome-accented exterior door handles, bumpers and bodyside molding
- Woodgrain interior accents
- Premium door sill plates
- "Limited" badging
- Deletes sport-tuned suspension, rear spoiler and performance tires

OPTIONAL LIMITED PACKAGE:

- Navigation Package (N): In-dash navigation system with touchscreen display²

INTERIOR COLOR CHOICES

EXTERIOR COLOR CHOICES



POWDER WHITE PEARL



BRIGHT SILVER



MEDIUM SILVER BLUE



CAMEL PEARL



NATURAL KHAKI



DARK CHERRY RED



SLATE BLUE



WILLOW GRAY



EBONY BLACK



COCOA METALLIC

	PREMIUM CAMEL CLOTH	PREMIUM GRAY CLOTH	COCOA LEATHER/SPORT CLOTH	GRAY LEATHER/SPORT CLOTH	CAMEL LEATHER	GRAY LEATHER	COCOA LEATHER
GLS	•						
SE			•				
LIMITED					•		•
GLS		•					
SE				•			
LIMITED						•	•
GLS	•	•					
SE							
LIMITED					•	•	
GLS	•						
SE							
LIMITED					•		
GLS	•						
SE							
LIMITED					•		
GLS	•						
SE							
LIMITED					•		
GLS	•	•					
SE				•			
LIMITED					•	•	
GLS		•					
SE				•			
LIMITED						•	
GLS	•	•					
SE			•	•			
LIMITED					•		•
GLS	•						
SE							
LIMITED					•		•

SAFETY FEATURES	GLS	SE	LIMITED
Electronic Stability Control (ESC)	S	S	S
Traction Control System (TCS)	S	S	S
4-wheel Anti-lock Braking System (ABS), Electronic Brake-force Distribution (EBD), Brake Assist	S	S	S
Advanced Driver and Front Passenger Airbags (SRS) with Occupant Classification System (OCS)	S	S	S
Driver and Front Passenger Side-impact Airbags (SRS), seat-mounted	S	S	S
Front and Rear Side-curtain Airbags (SRS), roof-mounted	S	S	S
Active Front Head Restraints	S	S	S
3-point Seatbelts, all seating positions; front seatbelt pretensioners and force limiters	S	S	S
Adjustable Front Seat Shoulder Belt Anchors	S	S	S
Energy-absorbing Steering Column	S	S	S
Tire Pressure Monitoring System (TPMS)	S	S	S
Front and Rear Crumple Zones	S	S	S
Rear LATCH Child-seat-attachment System	S	S	S
Childproof Rear Door Locks	S	S	S

EXTERIOR FEATURES

Power Tilt-and-slide Sunroof with One-touch Open and Sliding Sunshade	SR	P	S
Automatic Headlights	PE	S	S
Front Fog Lights	–	S	S
Solar Control Glass	V6 only	S	S
Dual Heated Power Side Mirrors	S	S	S
Remote Keyless Entry with Trunk Release, Alarm and Panic Alert	S	S	S
Variable Intermittent Windshield Wipers, speed-sensing	S	S	S
Rear-window Defroster with Timer	S	S	S
Bodycolor Door Handles, Mirrors, Bumpers and Bodyside Molding	S	S	–
Chrome-accented Door Handles, Bumpers and Bodyside Molding	–	–	S
Chrome Window Belt Molding	PE	S	S
Rear Spoiler	O	S	O

INTERIOR FEATURES

Air Conditioning with Cabin Air Filter	S	S	S
Dual Front Automatic Temperature Control with Outside Temperature Display	–	–	S
In-dash Navigation System with Touchscreen Display and Voice Recognition System ²	–	–	N
AM/FM/CD/MP3 Audio System with 6 Speakers	S	S	–
240-watt AM/FM/In-dash 6-disc CD/MP3 Changer, External Amplifier, Subwoofer, 6 Speakers	–	P	–
360-watt Infinity AM/FM/In-dash 6-disc CD/MP3 Changer, External Amplifier, Subwoofer, 6 Speakers	–	–	S
XM Satellite Radio ¹	S	S	S
iPod/USB and MP3 Auxiliary Input Jacks	S	S	S
Steering-wheel-mounted Audio Controls	PE	S	S
Bluetooth® Hands-free Phone System	O	O	O
Seating Surfaces	premium cloth	–	leather
Leather-bolstered Sport Seats with Sport-cloth Inserts	–	S	–
8-way Power Driver Seat with Adjustable Lumbar Support	PE	S	S
Heated Front Seats with Variable Temperature Selection	–	–	S
Leather-wrapped Steering Wheel/Shift Knob	V6 only	S	S
Tilt-and-telescopic Steering Wheel	tilt only	S	S
Power Windows, Driver's Auto-down / up with Pinch Protection, Illuminated Window Switches	S	S	S
Electrochromic Auto-dimming Rearview Mirror with Compass	–	P	S
HomeLink Integrated Transceiver	–	P	S
Multi-function Trip Computer (distance to empty, fuel economy, average speed, trip timer / distance)	PE	S	S
Front Maplights / Cargo Area Light	S	S	S
Center Console with Armrest, Cupholders and Two-tier Storage	S	S	S
Rear Center Armrest with Dual Cupholders	S	S	S
60 / 40 Split Fold-down Rear Seatback	S	S	S

S = STANDARD O = OPTIONAL FEATURE – = NOT AVAILABLE

¹XM® Satellite Radio requires XM subscription sold separately after first three trial months. All fees and programming subject to change. Traffic and weather channels only available in 21 metropolitan markets. See your dealer for details. XM service only available in the 48 contiguous United States. The XM name is a registered trademark of XM Satellite Radio Inc. All other trademarks are property of their respective owners. ²Navigation system replaces in-dash 6-disc CD head unit with single feed. ³EPA estimates for comparison. Your actual mileage will vary with options, driving conditions, driving habits and vehicle's condition. Infinity is a registered trademark of Harman International, Inc.

ENGINES	INLINE 4-CYLINDER	V6
Displacement	2.4-liter, 16-valve	3.3-liter, 24-valve
Dual Overhead Camshaft (DOHC)	S	S
Continuously Variable Valve Timing (CVVT)	dual	S
Horsepower @ rpm	168 @ 6000 (PZEV); 175 @ 6000 (ULEV)	249 @ 6000
Torque (lb.-ft. @ rpm)	163 lb. ft. @ 4000 (PZEV); 168 lb. ft. @ 4000 (ULEV)	229 @ 4500
Compression Ratio	10.5:1	10.4:1
All-aluminum Block and Heads	S	S
Multi-port Programmed Fuel Injection	S	S
Induction System	tuned	variable
Hydraulic Motor Mounts	S	S
Chrome-tipped Dual Exhaust	–	S

DRIVETRAIN / TRANSMISSION

Drive Configuration: Front-wheel Drive	S	S
5-speed Manual Transmission	S	–
5-speed Automatic Transmission with SHIFTRONIC	0 (GLS)	S
Final Drive Ratio (MT/AT)	3.25/3.77	–/3.33

EPA MILEAGE ESTIMATES⁹ / FUEL CAPACITY

Manual Transmission (city / highway)	21 / 32	–
Automatic Transmission (city / highway)	22 / 32	19 / 29
Fuel-tank Capacity (gal.)	17.7	17.7

BODY / SUSPENSION / CHASSIS

	GLS	SE / LIMITED
Body Type: Five-passenger Sedan	S	S
4-wheel Independent Suspension, front double wishbone, rear multi-link	S	S
Twin-tube Gas Shock Absorbers, front and rear	S	S
Stabilizer Bars (mm.), front / rear	26.0 / 16.0	(LIMITED) 26.0 / 16.0
SE Stabilizer Bars (mm.), front / rear	–	27.0 / 17.0
Sport-tuned Suspension	–	SE
Power Rack-and-pinion Steering, engine-RPM-sensing	S	S
4-wheel Disc Brakes	S	S
16-inch Steel Wheels with Full Covers and P215/60VR Tires	S	–
17-inch, 5-spoke Euroflange Alloy Wheels with P215/55VR Performance Tires	–	SE
17-inch, 10-spoke Euroflange Alloy Wheels with P215/55VR Tires	–	LIMITED
Turning Diameter (ft.), curb-to-curb	35.8	35.8

EXTERIOR DIMENSIONS

Wheelbase (in.)	107.4	107.4
Length (in.)	188.9	188.9
Width (in.), excluding mirrors	72.1	72.1
Height (in.)	58.0	58.0
Track (in.), front / rear	62.0 / 61.4	62.0 / 61.4
Coefficient of Drag	0.32	0.32
Curb Weight (lbs.) MT/AT	3292 / 3327	– / 3494

INTERIOR DIMENSIONS

Head Room (in.), front / rear	40.1 / 38.2	40.1 / 38.2
Leg Room (in.), front / rear	43.7 / 37.4	43.7 / 37.4
Shoulder Room (in.), front / rear	57.4 / 56.9	57.4 / 56.9
Hip Room (in.), front / rear	55.5 / 55.3	55.5 / 55.3
Cargo Volume (cu. ft.)	16.3	16.3
Passenger Volume (cu. ft.)	105.4	105.4
EPA Size Classification	Large Car	Large Car

While the information contained in this brochure was correct at time of printing, specifications and equipment can change. Feature comparisons based on competitor information available at time of printing. No warranty or guarantee is being extended in this brochure, and Hyundai reserves the right to change product specifications and equipment at any time without incurring obligations. Some vehicles are shown with optional equipment. Specifications apply to U.S. vehicles only. Please contact your Hyundai dealer for current vehicle specifications.

