

■ WHO SAID THERE ARE NO GUARANTEES IN LIFE? Just check out the 2005 Hyundai Sonata. It comes with America's Best Warranty™\* — proof that we stand by the quality of our vehicles with a warranty that is so impressive, it's unsurpassed by any other car company. It's also one of the many reasons why with a new Sonata, you're guaranteed to feel downright elated in your choice of a new car.

- **10-YEAR / 100,000-MILE**  
POWERTRAIN PROTECTION
- **5-YEAR / 60,000-MILE**  
BUMPER-TO-BUMPER COVERAGE
- **7-YEAR / UNLIMITED MILES**  
ANTI-PERFORATION WARRANTY
- **5-YEAR / UNLIMITED MILES**  
24-HOUR ROADSIDE ASSISTANCE

**2005 SONATA /  
AMERICA'S BEST WARRANTY**

01



\*See dealer for LIMITED WARRANTY details.

GLS IN BRIGHT SILVER

- BRAINS AND BEAUTY. That's you and your new Sonata. You, the smart one with a keen eye for quality, style and great value, and the Sonata, with its elegant design, spacious interior, high level of standard features and advanced technology. Looks like the making of a winning combination to us. Not to mention the beginning of a beautiful friendship.
- SONATA HAS BEEN AWARDED "HIGHEST RANKED ENTRY MIDSIZE CAR IN INITIAL QUALITY."<sup>\*\*</sup>



\*J.D. Power and Associates 2004 Initial Quality Study<sup>SM</sup> Study based on a total of 51,208 consumer responses indicating owner-reported problems during the first 90 days of ownership. [www.jdpower.com](http://www.jdpower.com)

LX IN POWDER WHITE PEARL AND GLS IN STEEL GRAY



LX IN BLACK LEATHER



#### POWER CONTROLS

Satisfy your lust for power. Standard features on all the Sonata models include power windows with driver's auto-down, power door locks and dual power mirrors.



#### 60/40 SPLIT SEATBACK

Convenience is the name of the game with the Sonata's standard 60/40 split fold-down rear seatback, which provides ample room for a variety of long or bulky items.

#### CRUISE CONTROL

Get easy access to easy cruising with the standard steering wheel-mounted cruise control, which helps you keep your eyes on the road and your right foot happy.






LX IN BLACK LEATHER

- SOFT, HIGH-QUALITY LEATHER SEATING SURFACES ARE A WELCOME LUXURY ON THE LX
- A SPACIOUS INTERIOR COMFORTABLY SEATS FIVE ADULTS, LEGS AND ALL
- AN AUTOMATIC TEMPERATURECONTROL SYSTEM ON THE LX IS ONE OF OUR COOLEST FEATURES
- A PADDED FRONT CENTER CONSOLE AND REAR ARMREST PROVIDE BOTH COMFORT AND STORAGE IN THE GLS AND LX

2005 SONATA / COMFORT



GL IN ARDOR BLUE



#### ENGINE

A 2.7-liter V6 engine, standard on GLS and LX and optional on the GL, delivers responsive performance with minimal scheduled maintenance.



#### SHIFTRONIC®

You will love the 4-speed automatic transmission with SHIFTRONIC, which lets you choose between automatic or clutchless manual sport shifting.



#### TRANSMISSION

The Sonata GL's standard 5-speed manual transmission provides economical operation and active command of your driving experience.



#### FOG LIGHTS

Front fog lights, which are standard on all Sonata models, are a stylish way to provide greater visibility when driving in inclement weather.



■ **YOU CAN'T BE TOO CAREFUL.** That's why our engineers gave the Sonata a full range of standard high-tech safety features. Like dual front and front side-impact airbags,<sup>1</sup> front seatbelt pretensioners with force limiters, front and rear crumple zones, rear LATCH child-seat attachment system, childproof rear door locks and more. All securely housed within the Sonata's reinforced high-tensile steel unibody structure.



#### SEATBELT PRETENSIONERS

Front seatbelt pretensioners tighten the belts during a frontal impact. This reduces forward movement and helps position the occupants for optimal effectiveness of the airbags.



#### ANTI-LOCK BRAKES

Stop right there. The available Anti-lock Braking System<sup>2</sup> aids steering control while braking hard in adverse driving conditions. Enhance the ABS system by adding Traction Control.<sup>3</sup>



#### REINFORCED DOOR BEAMS

The structural integrity of the Sonata plays a vital part in your safety, with steel side-impact door beams, front and rear crumple zones and an energy-absorbing steering column.

#### FOUR AIRBAGS

Dual front and front side-impact airbags come standard on every Hyundai model. The side-impact airbags are seat-mounted so that they move along with your seat.

<sup>1</sup> The Supplemental Restraint (airbag) System (SRS) is designed to work with the 3-point seatbelt system. The SRS deploys in certain frontal and/or side-impact conditions where significant injury is likely. The SRS is not a substitute for seatbelts, which should be worn at all times. Children under the age of 13 should be restrained securely in the rear seat. NEVER place a rear-facing child seat in the front seat of a vehicle that has a passenger-side airbag.

<sup>2</sup> Available as part of a specific option package. See dealer regarding availability.

<sup>3</sup> The Traction Control System (TCS) is meant to enhance conscientious driving habits, and is not a substitute for proper driving procedures. Available as part of a specific option package. See dealer regarding availability.

■ GOOD LOOKS GO A LONG WAY. And this is especially true with the Sonata, a bona fide head-turner. Its sleek, aerodynamic design, with a handsome grille and deep front air dam, cheats the wind, while its 10-spoke aluminum-alloy wheels contribute to its stately presence. From the inside and out, this elegant sedan was designed to go places, and make quite an impression in the process.

- PROJECTOR-TYPE HALOGEN HEADLIGHTS ADD STYLE
- BODY-COLOR DOOR HANDLES, BUMPERS AND BODYSIDE MOLDING CREATE A SLEEK OVERALL LOOK
- DUAL POWER SIDE MIRRORS ARE ALSO BODY-COLOR AND ARE HEATED ON THE GLS AND LX
- CLEAN LINES AND ELEGANT BODY DESIGN EARN A SECOND GLANCE

**2005 SONATA / EXTERIOR STYLING**

07

LX IN BRIGHT SILVER



## SONATA SPECIFICATIONS



### SONATA GL

STANDARD FEATURES INCLUDE:

- 2.4-LITER, 16-VALVE, DOHC 4-CYLINDER ENGINE
- 5-SPEED MANUAL TRANSMISSION
- POWER-ASSISTED FOUR-WHEEL DISC BRAKES
- 15-INCH STEEL WHEELS WITH FULL COVERS AND MICHELIN® P205/65R15 TIRES
- FRONT FOG LIGHTS
- NON-CFC AIR CONDITIONING
- DUAL FRONT AIRBAGS
- FRONT SEAT-MOUNTED SIDE-IMPACT AIRBAGS
- POWER WINDOWS, DOOR LOCKS AND SIDE MIRRORS
- TILT STEERING COLUMN
- AM/FM/CD AUDIO SYSTEM WITH SIX SPEAKERS
- CRUISE CONTROL
- MULTI-ADJUSTABLE DRIVER SEAT
- FRONT CENTER CONSOLE WITH ARMREST, CUPHOLDERS AND STORAGE
- 60/40 SPLIT FOLD-DOWN REAR SEATBACK
- REMOTE KEYLESS ENTRY SYSTEM WITH ALARM
- REMOTE HOOD, TRUNK AND FUEL FILLER DOOR RELEASES



### SONATA GLS

INCLUDES ALL SONATA GL STANDARD FEATURES PLUS:

- 2.7-LITER, 24-VALVE, DOHC V6 ENGINE
- 4-SPEED AUTOMATIC TRANSMISSION WITH SHIFTRONIC®
- 16-inch ALUMINUM-ALLOY WHEELS WITH MICHELIN® P205/60HR16 TIRES
- MULTI-ADJUSTABLE DRIVER SEAT WITH LUMBAR SUPPORT
- HEATED DUAL POWER SIDE MIRRORS
- PREMIUM SEAT CLOTH
- WOODGRAIN TRIM
- PREMIUM AM/FM/CD/CASSETTE AUDIO SYSTEM WITH SIX SPEAKERS
- FRONT CONSOLE WITH TWO-LEVEL STORAGE
- REAR SEAT ARMREST WITH STORAGE AND CUPHOLDER
- CHROME INSERT BODYSIDE MOLDINGS AND BUMPERS
- CARPETED FLOOR MATS



### SONATA LX

INCLUDES ALL SONATA GLS FEATURES PLUS:

- LEATHER SEATING SURFACES
- 8-WAY POWER DRIVER SEAT WITH LUMBAR SUPPORT
- AUTOMATIC TEMPERATURE CONTROL SYSTEM
- ELECTROCHROMIC AUTO-DIMMING INSIDE REARVIEW MIRROR
- HOMELINK® INTEGRATED TRANSCEIVER

## ENGINE

	SONATA GL	SONATA GLS	SONATA LX
Type: Inline 4-cylinder	S	–	–
Aluminum-alloy V6	O	S	S
Displacement (liters)	2.4 (2.7) <sup>†</sup>	2.7	2.7
Horsepower @ rpm (SAE net)	138 @ 5500 (170 @ 6000) <sup>†</sup>	170 @ 6000	170 @ 6000
Torque (lb.-ft. @ rpm)	147 @ 3000 (181 @ 4000) <sup>†</sup>	181 @ 4000	181 @ 4000
Compression Ratio	10.0:1	10.0:1	10.0:1
Valve Train	DOHC 16-valve (24-valve) <sup>†</sup>	DOHC 24-valve	DOHC 24-valve
Fuel System: Multi-port Programmed Fuel Injection	S	S	S
Ignition System: Electronic	S	S	S
Engine Block Heater	O	O	O

## DRIVETRAIN/TRANSMISSION

Drive Configuration: Front Wheel Drive	S	S	S
Manual Transmission: 5-speed	S	–	–
Automatic Transmission: 4-speed with SHIFTRONIC®	O (S) <sup>†</sup>	S	S
Final Drive Ratio (MT/AT)	3.88/3.77	–/3.77	–/3.77

## BODY/SUSPENSION/CHASSIS

Body Type: Five-passenger Sedan	S	S	S
Body Construction: Unibody	S	S	S
Front Suspension: Double Wishbone	S	S	S
Rear Suspension: Multi-link	S	S	S
Stabilizer Bar (mm., front/rear)	25.5/11.5	25.5/11.5	25.5/11.5
Rack-and-Pinion Steering: Power-assisted, Engine-RPM-Sensing	S	S	S
Turning Diameter, Curb-to-curb (ft.)	34.4	34.4	34.4
Power-assisted Four-wheel Disc Brakes	S	S	S
Four-wheel Anti-lock Braking System (ABS)	O	O	O
Four-wheel Anti-lock Braking System (ABS) with Traction Control (TCS)	–	O <sup>**</sup>	O <sup>**</sup>
Wheels	15" with Wheel Cover	16" Aluminum-alloy	16" Aluminum-alloy
Tires: Michelin® All-season	P205/65R15	P205/60HR16	P205/60HR16

## EXTERIOR DIMENSIONS

Wheelbase (in.)	106.3	106.3	106.3
Length (in.)	186.9	186.9	186.9
Width (in.)	71.7	71.7	71.7
Height (in.)	56.0	56.0	56.0
Track (in., front/rear)	60.6/60.2	60.6/60.2	60.6/60.2
Curb Weight (lbs.) 2.4L MT/AT	3181/3217	–	–
Curb Weight (lbs.) 2.7L	3212	3254	3254

## INTERIOR DIMENSIONS

Head Room (in., front/rear)	39.3/37.6	39.3/37.6	39.3/37.6
Leg Room (in., front/rear)	43.3/36.2	43.3/36.2	43.3/36.2
Shoulder Room (in., front/rear)	56.9/55.7	56.9/55.7	56.9/55.7
Hip Room (in., front/rear)	55.8/54.4	55.8/54.4	55.8/54.4
Cargo Volume (cu.ft.)	14.1	14.1	14.1
Passenger Volume (cu.ft.)	100.0	100.0	100.0

## EPA MILEAGE ESTIMATES\*/FUEL CAPACITY

2.4L (City/Highway) MT and AT	22/30	–	–
2.7L (City/Highway)	(19/27) <sup>†</sup>	19/27	19/27
Fuel Tank Capacity (gal.)	17.2	17.2	17.2

<sup>†</sup> With optional V6 engine. <sup>\*\*</sup> Available as part of a specific package.

\* EPA estimates for comparison. Your actual mileage will vary with options, driving conditions, driving habits and vehicle's condition.

Some accessories are not available on some models. While the information contained in this brochure was correct at time of printing, specifications and equipment can change.

No warranty or guarantee is being extended in this brochure, and Hyundai reserves the right to change product specifications and equipment at any time without incurring obligations.

Some vehicles are shown with optional equipment. Specifications apply to U.S. vehicles only. Please contact your Hyundai dealer for current vehicle specifications.

S = Standard Feature O = Optional Feature – = Not Available



## SONATA ACCESSORIES

See your Hyundai dealer for a full line of custom accessories for your Sonata. You should always use genuine Hyundai parts and accessories, which meet strict standards for quality and durability.



A custom-fitted cargo net is a great way to hold grocery bags upright and keep other loose items from rolling around the trunk.



Protect your paint's finish against scratches, flying gravel and wayward bugs with this great looking, high-quality front nose mask.

### EXTERIOR COLORS



POWDER WHITE PEARL (BEIGE OR BLACK INTERIOR)



BRIGHT SILVER (BEIGE OR BLACK INTERIOR)



RUBY RED BEIGE INTERIOR



STEEL GRAY (BLACK INTERIOR)



EBONY BLACK (BEIGE OR BLACK INTERIOR)



ARDOR BLUE (BEIGE OR BLACK INTERIOR)



CELADON GREEN (BEIGE OR BLACK INTERIOR)




GOLDEN BEIGE (BEIGE INTERIOR)

### INTERIOR COLORS




GL BEIGE CLOTH



GLS BEIGE CLOTH



LX BEIGE LEATHER



GL BLACK CLOTH



GLS BLACK CLOTH



LX BLACK LEATHER

### EXTERIOR FEATURES

	SONATA GL	SONATA GLS	SONATA LX
Power Tilt-and-slide Sunroof with Sliding Sunshade	O	O	O
Halogen Headlights	S	S	S
Front Fog Lights	S	S	S
Body-color Dual Power Side Mirrors	S	Heated with Timer	Heated with Timer
Body-color Bumpers and Bodyside Molding	S	with Chrome Inserts	with Chrome Inserts
Remote Keyless Entry System with Alarm	S	S	S
Variable Intermittent Windshield Wipers	S	S	S
Aluminum-alloy Wheels	-	S	S

### INTERIOR FEATURES

Non-CFC Air Conditioning	S	S	S
Automatic Temperature Control	-	-	S
Particulate Air Filter	-	S	S
Rear-seat Heater Ventilation	S	S	S
Rear Window Defroster with Timer	S	S	S
Power Windows with Driver's Auto-down	S	S	S
Power Door Locks	S	S	S
Electrochromic Auto-dimming Inside Rearview Mirror	-	-	S
HomeLink® Integrated Transceiver	-	-	S
Cruise Control	S	S	S
Tachometer	S	S	S
AM/FM/CD Audio System with 6 Speakers	S	with Cassette	with Cassette
Power Antenna	-	S	S
Seating Surfaces	Cloth	Premium Cloth	Leather
Reclining Front Seats with Adjustable Head Restraints	S	S	S
Multi-adjustable Driver Seat	S	with Adjustable Lumbar	with Adjustable Lumbar
8-way Power Driver Seat	-	-	S
Leather-wrapped Steering Wheel and Shift Knob	AT Only	S	S
Tilt Steering Column	S	S	S
Maplights	-	S	S
Center Console with Armrest, Dual Cupholders and Storage	S	S	S
Rear Center Armrest with Dual Cupholders and Storage	-	S	S
60/40 Split Fold-down Rear Seatback	S	S	S
Cargo Area 12-volt Outlet and Light	S	S	S
Driver and Front Passenger Illuminated Vanity Mirrors	Driver Only	S	S
Carpeted Floor Mats	O (S) <sup>†</sup>	S	S

### SAFETY FEATURES

Driver and Front Passenger Airbags (SRS)	S	S	S
Driver and Front Passenger Side-impact Airbags, seat-mounted	S	S	S
3-point Seatbelts (all seating positions)	S	S	S
Front Seatbelts with Pretensioners and Force Limiters	S	S	S
Adjustable Front Seatbelt Anchors	S	S	S
Energy-absorbing Steering Column	S	S	S
Front and Rear Crumple Zones	S	S	S
Outboard Rear LATCH Child-seat Anchors	S	S	S
Rear Child-seat Tether Anchors (3)	S	S	S
Childproof Rear Door Locks	S	S	S

<sup>†</sup> With optional V6 engine. <sup>††</sup> Available as part of a specific package.

\* EPA estimates for comparison. Your actual mileage will vary with options, driving conditions, driving habits and vehicle's condition.

Some accessories are not available on some models. While the information contained in this brochure was correct at time of printing, specifications and equipment can change. No warranty or guarantee is being extended in this brochure, and Hyundai reserves the right to change product specifications and equipment at any time without incurring obligations. Some vehicles are shown with optional equipment. Specifications apply to U.S. vehicles only. Please contact your Hyundai dealer for current vehicle specifications.

S = Standard Feature O = Optional Feature - = Not Available