

SANTA FE

2002 SANTA FE



 HYUNDAI



Santa Fe GLS in Sandstone

CONTENTS

Warranty 02.03

Design 04.05

Technology 06.07

Comfort 08.09.10.11

Safety 12.13

Beauty 14.15

Features 16.17

Grades / Accessories /
Specifications 18.19.20.21

For more information, please visit www.hyundaiUSA.com

Santa Fe is a registered trademark of Hyundai Motor America.



Accent GS



Accent GL



Elantra GLS



Santa Fe LX



XG350L





Hyundai Advantage™ AMERICA'S BEST WARRANTY*

Nothing says more about the quality of a product than the way its manufacturer stands behind it. This fact speaks volumes about the only vehicles backed by the Hyundai Advantage™, America's Best Warranty.

With 10 year, 100,000 mile powertrain protection, 5 year, 60,000 mile bumper-to-bumper coverage and 5 year, unlimited miles 24-hour roadside assistance, no car maker offers a better warranty than the Hyundai Advantage™. And even as you appreciate the protection it provides, you'll enjoy something else as well: the confidence you'll feel every time you turn the key.

10 YEAR 100,000 MILE POWERTRAIN PROTECTION
Covers most engine and transaxle components.

5 YEAR 60,000 MILE BUMPER-TO-BUMPER COVERAGE
Covers nearly every new vehicle component.

5 YEAR UNLIMITED MILES 24-HOUR ROADSIDE ASSISTANCE
Covers towing (including accident-related), lock-out, flat tire and jump starting.

5 YEAR 100,000 MILE ANTI-PERFORATION WARRANTY
Covers corrosion-related rust-through of body sheet metal from inside to out.

Elantra GT

Sonata LX

Tiburon GT

*See dealer for LIMITED WARRANTY details.

DESIGN

Consider the fact that you and your new SUV will probably spend most of the time doing everyday things. So while you like the rugged, go-anywhere attitude of a sport-utility vehicle, you still want the comfortable ride and easy handling of a car. This brings us to the 2002 Santa Fe, which confidently sets its own style in more ways than one. Actually, many of the details that make the Santa Fe look better than most SUVs, also make it drive better. The large glass area, for instance, does more than provide a great view of the road; it also lends to the cabin a spaciousness that puts you right at ease. Similarly, Santa Fe's powerfully flared fenders – certainly a bold styling statement – make possible a solid, broad-shouldered stance that literally does wonders for room, comfort and ride. This kind of advanced design, combined with a strong, unitized body, 4-wheel independent suspension and refined chassis, gives Santa Fe ride, handling and comfort that are positively car-like – not to mention the ability to take you virtually anywhere in confidence, comfort and style. Welcome to Santa Fe. It's right where you belong.





Santa Fe GLS in Pewter



POWER

Santa Fe LX in Black Obsidian

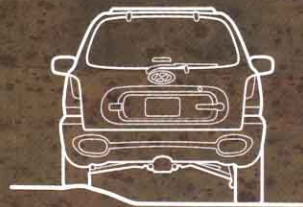
TECHNOLOGY

A vehicle as dashing as the 2002 Santa Fe is bound to turn heads. But there's also plenty to admire beneath its stylish skin, starting with the skin itself. Santa Fe features unibody construction, which means that body and frame are one component of exceptional strength. The result is a solid structure that can be precisely tuned to provide car-like ride and handling. What's more, Santa Fe's 4-wheel independent suspension dramatically improves stability and comfort. The refinement continues under the hood. Santa Fe offers a choice of two powerful, DOHC 4-cylinder and V6 engines that are designed to deliver peak performance with minimal routine maintenance. A 5-speed manual transmission is standard on Santa Fe, while a dual-mode automatic transmission with SHIFTRONIC™



Available full-time 4-wheel drive directs power to prevent wheel spin. This helps you maintain traction and control even in extreme driving conditions.

which offers fully automatic and manual sport shifting, is standard on Santa Fe GLS and LX; also available on V6 models is a full-time 4-wheel drive system whose viscous coupling smoothly directs power between the front and rear wheels.



Compared to the truck-derived suspensions of most SUVs, Santa Fe's 4-wheel independent suspension improves stability and comfort on almost any terrain.



The 2.7-liter aluminum DOHC V6 engine, standard on Santa Fe GLS and LX delivers dependable performance with minimal scheduled maintenance.



Dual-mode automatic transmission with SHIFTRONIC™ offers fully automatic or manual sport shifting*.

COMFORT

The 2002 Santa Fe gets you where you need to go without leaving civility behind, thanks to numerous standard features that make life on (or off) the road a lot more comfortable. It starts with a spacious, well-designed interior that provides enough room to accommodate five full-size passengers and their cargo. Of course, the best seat in a Santa Fe might well be the one behind the wheel. Spend just a few miles there and you'll agree that this is one of the most driver-friendly SUV's around. From its multi-adjustable, anatomically contoured driver's seat with lumbar support, Santa Fe provides a commanding view of the road, along with excellent driver ergonomics. What's more, its cabin is filled with highly desirable items like air conditioning, an AM/FM stereo CD player with 6 speakers, power windows with a driver's Auto-down feature, power door locks, heated dual power mirrors, tilt steering column, and front and rear 12-volt accessory outlets. The result is a vehicle that makes you feel uptown no matter where you go.



Standard air conditioning helps you stay cool and comfortable. Being CFC-free, it's also friendlier to the environment.



An AM/FM stereo CD player with 6 speakers is standard on Santa Fe.



Three convenient 12-volt outlets (two front, one cargo area) provide power for cell phones and other mobile accessories.



Santa Fe LX interior shown





Santa Fe LX in Gray leather

PROFILE



Santa Fe GLS in Sandstone

SAFETY

In every way but one, the 2002 Santa Fe represents the very spirit of adventure. The exception is occupant protection, a most serious subject for any vehicle. To protect its passengers, Santa Fe comes equipped with a host of standard safety features. The structure itself utilizes steel roof rails and side-impact door beams as well as built-in front and rear crumple zones and impact-absorbing front and rear bumpers. Inside the cabin, protective features include 3-point seatbelt protection at all outboard seating positions, dual front airbags¹, front seatbelt pretensioners and force limiters, childproof


rear door locks and child-seat tether anchors for up to three rear child safety seats.

And since it's best to avoid impacts altogether, you'll appreciate the way Santa Fe's

car-like handling makes it easier to maneuver out of a difficult situation.

¹The Supplemental Restraint (airbag) System (SRS) is designed to work with the 3-point seatbelt system. The SRS deploys in certain front-end impact conditions where significant injury is likely. The SRS is not a substitute for seatbelts which should be worn at all times. Children under the age of 13 should be restrained securely in the rear seat. NEVER place a rear-facing child seat in the front seat of a vehicle with a passenger-side airbag. ²The Traction Control System (TCS) is meant to enhance conscientious driving habits, and is not a substitute for proper driving procedures.


The Santa Fe LX's standard Traction Control System (TCS)² activates upon a loss of traction, and applies corrective action until traction is restored. (Optional on GLS)



The 3-point front seatbelt pretensioners lock in the event of a moderate to severe frontal impact.



Dual front airbags protect the driver and front passenger. The airbag system performs a status check at start up to ensure readiness.



Power-assisted, 4-wheel disc brakes are standard on all Santa Fe models.



Santa Fe GLS in Pewter



WEEK



Santa Fe GLS in Pewter

FEATURES

In the computer world, the ability to handle lots of different jobs is called multitasking. In the SUV world, it's called owning a Santa Fe. Virtually everywhere you look, there's another feature that makes the Santa Fe one of the most comfortable and convenient SUV's around. With a 60/40 split fold-down/reclining rear seatback, a half-dozen cabin and hidden storage compartments and cargo tie-downs, the interior is designed around your active life, right down to its two front consoles. (One is a handy center console/armrest with a two-level storage compartment; the other, a built-in overhead console with maplights, quartz digital clock and sunglasses holder). Accommodations go further upscale in the Santa Fe GLS and LX. Both offer upgraded audio systems, leather-wrapped steering wheel and shift knob; the LX adds leather seating surfaces, heated front seats, a fully automatic climate control system, a self-dimming electrochromic rearview mirror and brushed stainless steel scuff plates.



A cargo area 12-volt accessory outlet provides added convenience.



The standard 60/40 split fold-down/reclining rear seatback makes it easier to load oversized or bulky items.



An overhead console with built-in maplights, sunglasses holder and quartz digital clock is one of Santa Fe's many standard convenience features.



The electrochromic rearview mirror in the Santa Fe LX automatically dims high beam glare from following vehicles.



SANTA FE

The Santa Fe's standard equipment includes:

2.4-liter, 149-horsepower, 16-valve DOHC 4-cylinder engine • Air conditioning • Power windows with driver's Auto-down • Power door locks • Heated dual power mirrors • 4-wheel power disc brakes • Dual front airbags¹ • AM/FM stereo and CD player with 6 speakers • Aluminum alloy wheels • 60/40 split fold-down rear seatback • Tilt steering column • Front and rear 12-volt accessory outlets



GLS

The Santa Fe GLS includes all Santa Fe items plus:

2.7-liter, 181-horsepower, 24-valve DOHC V6 engine • AM/FM stereo cassette and CD player with 6 speakers • Cruise control • Rear window wiper/washer • Remote keyless entry system with alarm • Cargo net • Retractable cargo cover • First aid kit • Leather-wrapped steering wheel and shift knob • Front fog lights • Deluxe full-wrap seat cloth



LX

The Santa Fe LX includes all GLS items plus:

Anti-lock Braking System (ABS)² with Traction Control System (TCS)³ • Leather seating surfaces • Fully automatic climate control system • Heated front seats • Electrochromic rearview mirror • Chrome exterior door handles • Brushed stainless steel scuff plates

¹The Supplemental Restraint (airbag) System (SRS) is designed to work with the 3-point seatbelt system. The SRS deploys in certain front-end impact conditions where significant injury is likely. The SRS is not a substitute for seatbelts which should be worn at all times. Children under the age of 13 should be securely restrained in the rear seat. NEVER place a rear-facing child seat in the front seat of a vehicle with a passenger-side airbag.

²Available as part of a specific option package. See dealer regarding availability.

³Available as part of a specific option package. See dealer regarding availability. The Traction Control System (TCS) is meant to enhance conscientious driving habits, and is not a substitute for proper driving procedures.

PERSONALIZED

ACCESSORIES

Your Hyundai dealer can show you a full line of genuine Hyundai accessories designed to make driving your Santa Fe even more enjoyable. To keep your Hyundai looking and running like new, always use genuine Hyundai parts and accessories, which meet our own strict standards for quality and durability.



*Available integrated running boards offer a secure footing for entry and exit.
(Available first quarter 2002)*



Cycling, skiing and outdoor enthusiasts will appreciate the available roof cross rails.



A dealer-installed hood deflector protects against dirt, debris and chips.

EXTERIOR FEATURES

	Santa Fe	Santa Fe GLS	Santa Fe LX
Bodycolored Heated Dual Power Mirrors	S	S	S
Intermittent Rear Window Wiper/Washer	UP	S	S
Bodycolored Door Handles	S	S	Chrome
Remote Keyless Entry System w/Alarm	UP	S	S
Accent Color Bumpers	S	S	S
Lower Bodyside Cladding with Accent Color	S	S	S
Aluminum Alloy Wheels	S	S	S

INTERIOR FEATURES

Driver's and Front Passenger's Airbags ¹ (SRS)	S	S	S
Air Conditioning	S	S	Automatic
Power Windows w/Auto-down Driver's Window	S	S	S
Power Door Locks	S	S	S
Cruise Control	UP	S	S
AM/FM Stereo with 6 Speakers	w/CD Player	w/Cassette and CD Player	w/Cassette and CD Player
8-way Adjustable Driver's Seat w/Lumbar Support	S	S	S
Heated Front Seats	NA	NA	S
Front and Rear Head Restraints	S	S	S
Leather-trimmed Interior	NA	NA	S
Leather-wrapped Steering Wheel	NA	S	S
Adjustable Steering Column	S	S	S
Quartz Digital Clock	S	S	S
Maplights	S	S	S
Beverage Holders (front and rear)	S	S	S
Tachometer	S	S	S
2-speed/Variable Intermittent Windshield Wipers	S	S	S
3-point Front Seatbelts w/Pretensioners and Force Limiters	S	S	S
Adjustable Front Seatbelt Anchors	S	S	S
Rear 3-point Seatbelts w/Center Lap Belt	S	S	S
Rear Child-seat Tether Anchors (3)	S	S	S
60/40 Split Fold-down and Reclining Rear Seatback	S	S	S
Rear Window Defroster with Timer	S	S	S
Low-fuel Indicator Light	S	S	S
Cargo Area Light	S	S	S
Driver's and Front Passenger's Vanity Mirrors	S	Illuminated	Illuminated
Childproof Rear Door Locks	S	S	S
Cargo Net	UP	S	S
Retractable Cargo Cover	UP	S	S
First Aid Kit	UP	S	S

					
Black Obsidian	Pewter	Light Silver	Beige	Beige w/Insert	Beige Leather
					
Sandstone	Merlot	Cool Gray	Gray	Gray w/Insert	Gray Leather
					
Pine Green	Crystal Blue	Warm Gray			
					
Nordic White					

EXTERIOR/CLADDING/INTERIOR COLOR COMBINATIONS:
 Nordic White/Light Silver/Gray Cloth and Gray Leather
 Sandstone/Warm Gray/Beige Cloth and Beige Leather
 Pine Green/Cool Gray/Beige Cloth and Beige Leather
 All other colors/Cool Gray/Gray Cloth and Gray Leather

Type	Inline 4	V6	V6
Displacement (liters)	2.4	2.7	2.7
Horsepower @ rpm (SAE net)	149 @ 5500	181 @ 6000	181 @ 6000
Torque (lb.-ft. @ rpm)	156 @ 3000	177 @ 4000	177 @ 4000
Compression Ratio	10.0:1	10.0:1	10.0:1
Valve Train	DOHC 16-valve	DOHC 24-valve	DOHC 24-valve
Fuel System: Multi-port Programmed Fuel Injection	S	S	S
Ignition System: Electronic	S	S	S

DRIVETRAIN

Type:	FWD	FWD/4WD (opt.)	FWD/4WD (opt.)
Manual Transmission: 5-speed	S	NA	NA
Automatic Transmission: 4-speed w/SHIFTRONIC™	O	S	S
Final Drive Ratio (MT/AT)	4.56/4.52	NA/4.52	NA/4.52

BODY/SUSPENSION/CHASSIS

Body Type: Unit Body	S	S	S
Suspension-front: MacPherson Struts	S	S	S
Suspension-rear: Double Wishbone	S	S	S
Power-assisted Rack-and-pinion Steering	S	S	S
Turning Diameter, Curb-to-curb (ft.)	37.1	37.1	37.1
Power-assisted 4-wheel Disc Brakes	S	S	S
Anti-lock Braking System (ABS)	O	NA	NA
Anti-lock Braking System (ABS) w/Traction Control System	NA	O	S
Wheels	6.5J x 16" Aluminum Alloy	6.5J x 16" Aluminum Alloy	6.5J x 16" Aluminum Alloy
Tires	P225/70R16	P225/70R16	P225/70R16

EXTERIOR DIMENSIONS

Wheelbase (in.)	103.1	103.1	103.1
Length (in.)	177.2	177.2	177.2
Height (in.)	66.0	66.0	66.0
Width (in.)	72.7	72.7	72.7
Track (in., front/rear)	60.7/60.7	60.7/60.7	60.7/60.7
Curb Weight (lbs., MT/AT 4x2/AT 4x4)	3494/3574/NA	NA/3549/3752	NA/3549/3752

INTERIOR DIMENSIONS

Head Room (in., front/rear)	39.6/39.2	39.6/39.2	39.6/39.2
Leg Room (in., front/rear)	41.6/36.8	41.6/36.8	41.6/36.8
Shoulder Room (in., front/rear)	56.3/56.5	56.3/56.5	56.3/56.5
Hip Room (in., front/rear)	54.4/54.0	54.4/54.0	54.4/54.0
Cargo Volume (cu. ft., seat up/down)	30.5/77.7	30.5/77.7	30.5/77.7
Passenger Volume (cu. ft.)	100.7	100.7	100.7

EPA MILEAGE ESTIMATES*/FUEL CAPACITY

5-speed Manual (City/Highway)	21/28	NA	NA
4-speed Automatic (City/Highway)	20/27	19/26 (19/23 4WD)	19/26 (19/23 4WD)
Fuel Capacity (gal.)	17.2	17.2	17.2

*EPA estimates for comparison. Your actual mileage will vary with options, driving conditions, driving habits and vehicle's condition. Some accessories are not available on some models. While the information contained in this brochure was correct at time of printing, specifications and equipment can change. No warranty or guarantee is being extended in this brochure and Hyundai reserves the right to change product specifications and equipment at any time without incurring obligations. Please contact your Hyundai dealer for current vehicle specifications.

Standard Features= S

Utility Package= UP

Optional Features= O

Not Available= NA

SANTA FE

Hyundai Motor Finance Company (HMFC) is a wholly owned subsidiary of Hyundai Motor America. Our mission is to provide support in selling new Hyundai vehicles. In addition to installment loans and leases, we provide a wide range of products, including Hyundai Gap Protection (HGP) in the states where permitted by local law. HGP is designed

DRIVING IS BELIEVING to protect you from financial obligation if your vehicle is lost or stolen, and your

insurance proceeds are not adequate to pay off your HMFC-funded contract. We also offer the Hyundai Protection Plan, the factory-backed extended service contract that fits perfectly with the Hyundai AdvantageSM, America's Best Warranty*.

Our College Graduate Program provides special financing options for qualified graduates and candidates for graduation attending an accredited four-year college, university, nursing school, and graduates from an accredited two-year college.

Ask your dealer about using HMFC and the full range of Hyundai-branded products we offer.

*See dealer for LIMITED WARRANTY details.
Santa Fe is a registered trademark of Hyundai Motor America.

 **HYUNDAI**
HYUNDAI MOTOR FINANCE COMPANY

www.hyundaiUSA.com
1-800-826-CARS

NP020-72000 ©2001 Hyundai

 **HYUNDAI**