


Catalina • Star Chief • Bonneville



People going places are going **PONTIAC '59**



*In steel and glass . . .
and in spirit . . .*

PONTIAC '59

lifts driving beyond mere transportation and gives it new life and zest. You'll feel real enjoyment in even routine day-to-day driving . . . a relaxing break in a busy day. And if leisure is an important part of your life—and action an important part of your leisure—Pontiac is bred as no other car to help you get more out of living. The following pages reveal the facts about a truly remarkable car—strikingly beautiful, luxuriously comfortable . . . and with a love for action in its blood. No wonder people going places are going Pontiac!

ALL OF THE BEST OF ALL THE NEW IDEAS

... all in one car!



Exclusively yours . . .

WIDE-TRACK WHEELS

Here's the big change in automobile design for '59. Wheels moved out 5 extra inches for the widest, steadiest stance in America—better cooling for engine and brakes—lower center of gravity for better grip on the road, safer cornering, smoother

ride, easier handling. And Wide-Track Wheels make possible a low, trim *balanced* styling no narrow-gauge car can copy! You'll discover the most beautiful roadability you've ever known—in America's Number 1 Road Car!

SEATS WIDER THAN A SOFA —PLUS PLENTY OF LEG AND HEAD ROOM



Rear seats up to 68 inches wide—plenty of stretch-out space for three without crowding! Choose the way you like to sit—not the way you have to!

GYRO-LEVEL RIDE CONQUERS DIVE, SWAY AND BOUNCE

Frame, suspension system and body are perfectly "tuned" to each other to provide a completely new sensation in riding comfort. Dive is virtually eliminated and ride is consistently soft and level under varying road conditions. (see page 25)

AIR-COOLED TRUE-CONTOUR BRAKES FOR LONGER LIFE, SURER STOPS

Safer, more efficient braking stop after stop after stop—every one is as sure, straight and smooth as the first! Exclusive new design puts air to work, keeps your brakes—and you—cool and calm in most any emergency. (see page 25)



CROSS-COUNTRY CARGO SPACE FOR 14 PIECES—PLUS

No more luggage juggling! Store a whole vacationful in Pontiac's enormous—and usable—19 or 24 cu. ft. of trunk space—and still have room for those extras you pick up along the way!



FULL-CIRCLE GLASS AREA FOR VISIBILITY UNLIMITED

Your view's as wide as the horizon and high as the sky! The windshield with up to 60% increased visibility sweeps up into the roof and in Vista sedans the rear window curves completely around the sides.



GREATEST V-8 EVER BUILT— NOW MAGICALLY VIBRATION-FREE

Only the purr and the action tell you you're piloting the most advanced and efficient power plant in the industry. Never before has so much power, size and torque been so smooth and quiet—thanks to Pontiac's exclusive new center-of-percussion mounting design. (see page 25)



"MAGIC-MIRROR" FINISH ALMOST CARES FOR ITSELF!

Maintenance is almost nonexistent, because Pontiac's amazing acrylic finish is virtually impervious to chalking and fading—it actually gets harder and brighter with use and is two to five times more durable than other finishes.



NEW TEMPEST 420E

It's a deep-chested, full-sized V-8, yet in actual road tests, Pontiac's Tempest 420E engine delivered better gas mileage than many smaller cars—and it uses regular octane fuel! (see page 25)




If you find sheer excitement in driving the finest—the Bonneville is your kind of car! The industry's hottest team of engineers and stylists, free to put dreams into reality, have created a car so distinctive it meets the fondest wishes of the man who really knows—and loves—cars. Its

special brand of action springs from Pontiac's most advanced V-8—with 389-cu.-in. displacement, 420 lb. ft. torque, 300 h.p. (with Hydra-Matic) and 4-barrel carburetor standard equipment.

Styling and interior details are highlighted on the following pages.

THE MAGNIFICENT BONNEVILLE

Elegant Showcase for America's Most Advanced Engineering



BONNEVILLE CONVERTIBLE COUPE




For those who love real leather, there are 3 gorgeous interior trims for the BONNEVILLE CONVERTIBLE COUPE. Interior illustrated features optional extra-cost bucket seats in Jeweltone Maroon and Ivory genuine top-grain, deep-dyed leathers, accented with Mahogany Morrokide. Other choices are Ivory-Silver-Red and 3-Tone Blue. Top, which operates at the touch of a button, is available in Ivory, Black, Beige and Pale Blue.



BONNEVILLE VISTA



BONNEVILLE SPORTS COUPE




Exclusive luxury trim, including Morrokide padded handrail assist bar, marks the BONNEVILLE instrument panel.


THE LAST WORD

in beauty and action with the exclusive Bonneville luxury touch

Your taste for faultless tailoring and impeccable attention to quality is satisfied to the fullest in the Bonneville's supremely appointed interiors. You'll find such distinctive touches as padded handrail assist bar on the cushioned instrument panel . . . interiors exactly matched with exteriors . . . aluminum seat end and side panels . . . rear warning reflectors built into the door . . . special insulation for maximum isolation of road and engine noise . . . and star-flecked carpet and headlining. In every remarkable detail the Bonneville stamps you as a connoisseur of rare and rich motoring pleasure.



Left is a VISTA SEDAN interior in Jeweltone Medium Blue and Light Blue Morrokide with Dark Blue accent. Also available: 3-Tone Green, Ivory-Maroon-Mahogany and Beige-Copper-Mahogany. Right is a SPORTS COUPE in Green "Piedmont" and "Pomona" Jacquard



woven fabrics. Other colors: Silver-Charcoal Gray-Ivory; 3-Tone Blue; Maroon-Mahogany and Copper-Mahogany. All are interchangeable on either model. Rear seat center armrest raises out of sight . . . standard on both models.



THE GLAMOROUS STAR CHIEF

Proud Choice of People Going Places



STAR CHIEF VISTA

When you take ownership of a luxury-packed Star Chief, you've "arrived"—at the point of complete motoring satisfaction. You have the size and comfort of a big 124" wheelbase . . . the unsurpassed response of Pontiac's 280 h.p. (with Hydra-Matic) Tempest V-8 . . . such a wide selection of special Star Chief fabric and cloth interior and exterior colors that your choice seems limited only by your imagination. You enjoy as standard equipment such refinements and appointments as longer lasting acrylic lacquer finish . . . de luxe steering wheel . . . self-regulating electric clock . . . twin instrument panel ash trays . . . de luxe wheel discs . . . exclusive instrument panel design, and many other custom touches. From any standpoint on which a car is judged, the Star Chief is head and shoulders above anything else in its field.




Interior illustrated features Jeweltone Silver and Ivory Morrokide trim and Charcoal Gray "Prestwick" Jacquard woven nylon-faced cloth. Other colors: 3-Tone Blue, 3-Tone Green, Copper-Beige and Maroon-Ivory. The Sports Sedan interiors, on page 12, are also available in the Vista series.



STAR CHIEF SPORTS SEDAN



STAR CHIEF SPORTS SEDAN interior in Jeweltone Maroon and Ivory Morrokide. Other colors: 3-Tone Blue, 3-Tone Green and Copper-Beige. Also available are the five Vista interiors on page 11.



STAR CHIEF SEDAN interior features Jeweltone Maroon, Ivory Morrokide and Maroon "Pomona" Jacquard woven cloth. Other colors: Charcoal Gray-Silver-Ivory, 3-Tone Blue and 3-Tone Green.

Every model offers tremendously increased trunk space—both in width and length. And it's usable space—neatly lined with attractive vinyl coated material to protect luggage, improve appearance and afford easy cleaning.



PERFECT REFLECTION


of your very particular taste

Name your favorite color—the Star Chief has it, in 13 smart, easy-to-get-along-with shades of long-lasting acrylic lacquer finish and nine two-tone cloth and four coated-fabric interiors. Even the carpeting takes on distinction with tiny flecks of silver or gold imbedded in the deep pile . . . and the easily washable headlining is dotted with tiny stars to add glamour to every action-packed mile you drive.




STAR CHIEF SEDAN

THE COMPLETELY NEW CATALINA SERIES PERFECT BALANCE OF LUXURY AND ECONOMY




CATALINA SEDAN

If you find it hard to believe these sleek beauties are in Pontiac's lowest priced series—you're in plenty of company. Never before has so little money bought so much car as in the big 122" wheelbase Pontiac Catalina. Try as you may—you won't find a single compromise of quality for its low, low price. Moreover, the Catalina series gives you complete freedom of choice with seven models (including two station wagons), eleven exterior colors and five cloth and coated fabric interior combinations; and you have a choice of several great new engines—the new 280-h.p. (with Hydra-Matic) Tempest 420 V-8—or—if you want the accent on economy, you can choose at no extra cost, on any Hydra-Matic equipped model, Pontiac's sensational new Tempest 420E combining the power of a V-8 and the gas mileage of a smaller car . . . and it uses *regular octane fuel!* By every measure of comparison, the sparkling Catalina is far and away America's Number One Buy!



CATALINA SEDAN in Dark Blue Jeweltone Morrokide and Light Blue Seville Grain Morrokide combined with Blue "Pasadena" nylon-faced pattern cloth. Other colors: Charcoal Gray-Ivory-Silver and 3-Tone Green. These trims also available in the Catalina Sports Sedan on page 16.




CATALINA SPORTS SEDAN

BEAUTIFULLY BUILT

and simply beautiful!

Pontiac's strict dedication to quality invites your closest inspection. Feel the solid thud of the door . . . the perfect match of body sections; the rich upholstery and finely crafted stitching; the neatly lined trunk. In detail after detail the Catalina is a fine car—the finest, in actual, provable fact, anywhere near its price!



Truly handsome is this luxurious CATALINA CONVERTIBLE interior of Seville Grain Red and Ivory Morrokide. Other colors: Charcoal Gray-Ivory-Silver, 3-Tone Blue and Beige-Copper. Top is available in Ivory, Black, Light Blue and Beige.

Loaded with "Extras" at No Extra Cost

Every Pontiac Catalina is equipped with the following standard equipment:
 Safety Plate Glass in every window . . . Acrylic lacquer "Magic-Mirror" finish . . . 8:00 x 14 tubeless tires (except Safari) . . . lined luggage compartment . . . Dual electric windshield wipers . . . Dual individually controlled air vents . . . Dual sun visors . . . Instrument panel "snack bar" . . . Automatic interior lighting . . . Push-button door locks . . . Dual ash trays in rear compartment . . . Cigar lighter . . . Direction signals . . . Foot-operated parking brake . . . Pile carpet inserts in durable vinyl rubber flooring (except Safari) . . . Dual metal coat hooks in closed models . . . Freewheeling, youngster-proof rear door handles in 4-door models . . . Crank-operated ventipanes . . . Locking glove compartment . . . and many more you'll find only in America's Number One Buy.



CATALINA CONVERTIBLE COUPE




CATALINA VISTA


CLEAN...CLASSIC...

completely right wherever you go!

You can be fully as proud of your car as you are of your thrift when your driveway features a Catalina. Its distinctive, Bonneville-inspired styling is a masterpiece of good taste. Its new, low silhouette . . . Vista-Panoramic windshield . . . sweeping glass expanse . . . and slim-line roof definitely mark you as the owner of America's Most Modern Car!



This CATALINA SPORTS COUPE interior features Jeweltone Copper and Beige Morrokide trim and Copper "Pageant" nylon-faced tweed pattern cloth. Other colors: Gray-Ivory-Silver, 3-Tone Green and Red-Ivory.




Catalina luggage space has been increased 4.4 cubic feet over corresponding 1958 models, as shown by the green pieces above. All the luggage shown here is standard size and fits easily into the trunk.




CATALINA SPORTS COUPE

THE ADVENTURE-LOVING SAFARI

adds a thrilling new dimension to driving!




BONNEVILLE CUSTOM SAFARI




The station wagon way of life is here to stay—and nothing makes it more easygoing, more fun, more comfortable than a big, nimble, responsive Pontiac Safari. Shown here is the regal six-passenger, 2-seat Bonneville, with fully retractable, roll-down rear window. Pontiac's Wide-Track Wheels and big 122" wheelbase cradle you in town-car comfort wherever the trail leads—and the Bonneville Safari's four-barrel, 300-h.p. (with Hydra-Matic) Tempest V-8 makes light work of any load or road. In short—wherever this spirited Bonneville urges you, admiring glances will be a steady reminder that you're driving the ultimate in wagons.

Here's exclusive BONNEVILLE beauty that will last and last in durable Morrokide. Shown here are Jeweltone Medium Green and Pale Green Morrokide with Dark Green Morrokide accent. Other colors: 3-Tone Blue, Ivory-Maroon-Mahogany and Beige-Copper-Mahogany.



CATALINA 9 PASS. SAFARI




FRESH AND EXCITING

as your plans for the future


What other car can boast luxurious wagons like these in its lowest priced series? A big 122" wheelbase, Wide-Track Wheels and Pontiac's exclusive Gyro-Level suspension give you comfort never before possible in a station wagon. A special rear stabilizer helps maintain normal riding comfort even with heavy loads. And women will appreciate its superb handling ease, smooth Air-Cooled True-Contour Brakes, 4-door convenience and full visibility. Count a Safari in your plans for the happy days ahead—because Catalina Series prices start low enough to make just about everyone's dreams come true!



OBSERVATION DECK REAR SEAT—the kids will love it!—on 9-passenger Catalina Safari folds flat for extra cargo. It is reached by step pads on the rear bumper. Electrically operated retractable tail gate window with 3 conveniently located



control switches, is standard equipment. On two-seat model (center and right) roll-down rear window is operated by outside locking crank integral with handle. Electric window lift optional at extra cost on two-seat Safari.



CATALINA 6 PASS. SAFARI

CATALINA 9-PASSENGER SAFARI interior shown above features the popular Red and Ivory Morrokide combination. Other colors: Light and Dark Blue, Light and Dark Green and Copper and Beige. Same interiors available on Catalina 6-Passenger Safari.

From the industry's hottest engineering team comes *America's Number ① Road Car!*



Two Completely New Engines— the Most Modern in the Industry!

1. THE TEMPEST 420: The 389-cu.-in. Tempest 420 delivers more horsepower, more torque output and keener jeweled action response than its famous predecessor which experts called America's most modern engine. With scores of exclusive dependability and long-life features, Pontiac's Tempest 420 power plant is available with 2-barrel, 4-barrel and Tri-Power (6-barrel) carburetion.

2. ECONOMICAL NEW TEMPEST 420E: From engineering's hottest team comes another great advance in V-8 design. A new balance of carburetor, manifold and camshaft-to-axle ratio results in amazingly efficient use of fuel. In actual road tests this revolutionary new engine delivered the mileage of many smaller cars, plus power and pep of a V-8! Furthermore—it operates on regular octane fuel for additional savings! Optional at no extra cost on any Hydra-Matic equipped Pontiac.

[For various horsepower ratings and options see specifications on last page]



"WONDER-TOUCH" POWER STEERING*

The safest, easiest ever developed. Only one to two lbs. steering effort required for normal driving, fingertip ease in parking . . . unsurpassed feel of the road . . . automatic straight-ahead wheel return after cornering.



EVER-LEVEL AIR-RIDE*

Specifically designed for Pontiac's all-new chassis . . . air chambers absorb road shock more evenly under varying conditions . . . automatic level compensation regardless of load . . . automatic "lift" for greater emergency ground clearance.

*Optional at extra cost.




GYRO-LEVEL RIDE

Pontiac engineers changed the very foundation of automotive design to bring you the steadiest, most level ride on the road . . . anti-dive front control arms with lower arm rubber suspended for softer ride . . . trailing arm rear suspension to help eliminate sway . . . and many other engineering "firsts" to make Pontiac America's Number 1 Road Car.



AIR-COOLED TRUE-CONTOUR BRAKES

High efficiency cooling flanges in air stream facilitate rapid heat dissipation, minimize fade . . . 39% heavier drums absorb quick-stop heat . . . lining thickness increased almost 27% for longer life . . . almost 10% greater lining contact area . . . true-contour fit of lining and drum for precision action, less pedal effort . . . industry's largest front cylinders give better front and rear brake balance for more effective high speed stops.



IMPROVED SUPER HYDRA-MATIC*

World's most popular, most efficient automatic transmission tailored specifically for new Tempest 420 engine . . . incredibly smooth in all ranges . . . thermostatically controlled for smooth over-all operation regardless of weather . . . two "drive" positions plus "low", "park" and "neutral" . . . fingertip control lever and direct-view indicator let you keep both hands on wheel, eyes on road.



BODY BY FISHER


Known around the world for quality and craftsmanship . . . exclusive "sound barrier" insulation, front, rear, top and bottom . . . completely sealed against dust and water . . . longer lasting, non-fade "Magic-Mirror" acrylic lacquer finish gets harder and brighter with age . . . Safety-Plate Glass all around.

You can virtually custom build your Pontiac to fit your own particular driving needs and your personal wishes in luxury and convenience

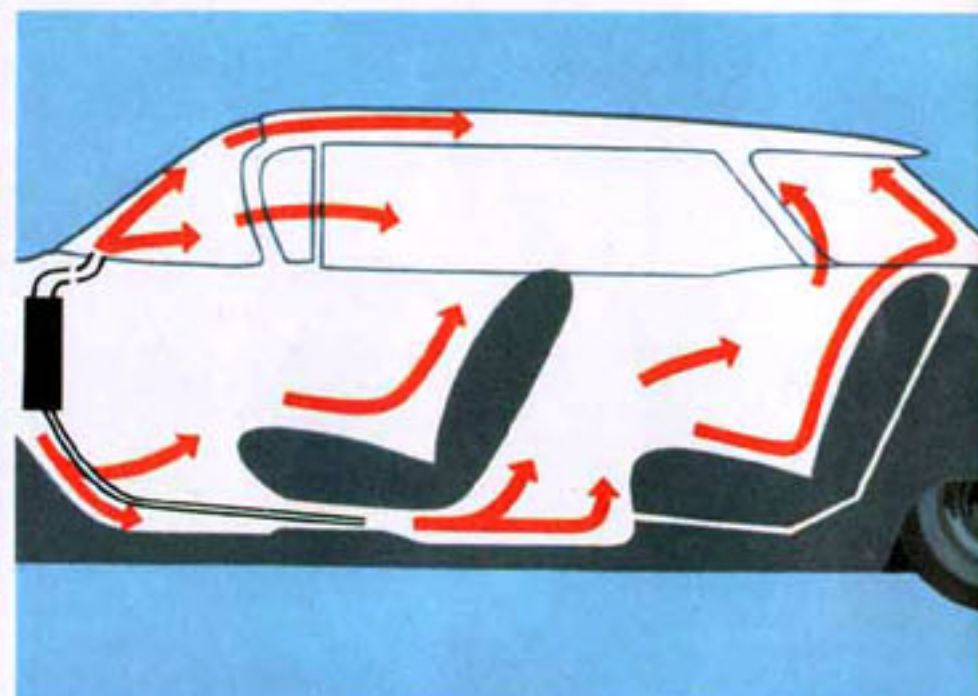
Shown here is some of Pontiac's most popular optional equipment. There is much, much more—all engineered specifically for Pontiac . . . all designed to add more pleasure and comfort to your everyday driving. And you save appreciable labor costs by ordering by groups or as individual factory-installed items. Your Pontiac salesman will be glad to help you choose the accessories and options that will make your kind of driving more pleasurable.



SAFE-TRACK DIFFERENTIAL: Delivers power in direct ratio to the grip of each rear wheel . . . minimizes rear wheel spin. You can't get stuck if either wheel maintains traction.




CIRC-L-AIRE CONDITIONING: Year round push-button climate control cools, heats, dehumidifies and filters in one simplified unit . . . fully adjustable air outlets on instrument panel . . . precise, easy adjustment of temperature and air flow to your exact wishes.




CIRC-L-AIRE HEATER AND DEFROSTER: Full-flow air movement throughout entire interior . . . duct-directed warm air beneath front seat to rear compartment . . . fast windshield de-icing . . . push-button control for easy operation.




POWER SEAT: Complete six-way adjustment at the touch of your finger—forward, backward, up and down, plus forward and backward tilt for safer, more comfortable driving. Instantly adjustable while driving to cut fatigue on long trips.



"WONDER-TOUCH" POWER BRAKES: New design provides lighter feel with more positive control . . . even the most severe stops are smoother, surer, easier than ever before.



SPORTABLE TRANSISTOR RADIO: It's a full-powered radio—transistor, battery-operated portable—all in one! In the car, the Sportable automatically connects with the electrical and speaker system. Lift it out and it's a pocket-size, aluminum-cased portable with full tone quality and automatic volume control.



POWER WINDOW LIFTS: Automatic control of all windows from a single control panel on the driver's front door . . . raise or lower any window from the main panel or from an individual control at each window.

E-Z-EYE GLASS: This fully tinted glass filters sun glare, keeps car cooler in summer and reduces headlight glare at night.

PONTIAC '59 SPECIFICATIONS

ENGINE (TEMPEST 420)

BASIC DESCRIPTION: Improved short-stroke 90° V-8 design; hydraulic valve lifters with aluminized valves vented to atmosphere. Displacement, 389 cubic inches; bore and stroke, 4 1/4" x 3 3/4". Alloy cast-iron block, 5 main bearings with 3" journals, reinforced bulkhead; crankshaft with overlap journal design. New "center-of-percussion" engine mounts. Pressure-suction crankcase ventilation; reverse-flow gusher valve cooling; quad-gallery lubrication system. 12-volt electrical system.

FUEL SYSTEM: Improved 4-barrel carburetor (standard on Bonneville and Star Chief, optional on Catalina). Thermostatic hot idle compensator on H. M. 4-barrel carburetor; new calibrated 2-barrel carburetor standard on Star Chief and Catalina models; full manifold vacuum for distributor spark advance; automatic choke and idle control; heavy-duty air cleaner and silencer*. Fuel tank capacity, 21.5 gallons all models except Safaris (6-passenger Safari 20.6 gallons, 9-passenger Safari 20.2 gallons).

POWER RATINGS WITH HYDRA-MATIC*: Two-barrel carburetor, 10 to 1 compression ratio, 280 hp. @ 4400 rpm, 408 ft.-lb. torque @ 2800 rpm Catalina and Star Chief models. Four-barrel carburetor, 10 to 1 compression ratio, 300 hp. @ 4600 rpm, 420 ft.-lb. torque @ 2800 rpm Bonneville models (optional on Star Chief and Catalina). Tri-Power carburetor* 10.5 to 1 compression ratio, 315 hp. @ 4600 rpm, 425 ft.-lb. torque @ 3200 rpm. Tempest 420E (economy) 8.6 to 1 compression ratio, 215 hp. @ 3600 rpm, 390 ft.-lb. torque @ 2000 rpm (optional no extra cost with H. M.).

POWER RATINGS WITH SYNCHROMESH TRANSMISSION: Two-barrel carburetor 8.6 to 1 compression ratio, 245 hp. @ 4200 rpm, 392 ft.-lb. torque @ 2000 rpm, standard on Catalina and Star Chief models. Four-barrel carburetor 8.6 to 1 compression ratio, 260 hp. @ 4200 rpm, 400 ft.-lb. torque @ 2800 rpm standard on Bonneville models, optional on Catalina and Star Chief. Tri-Power carburetor* with Synchronmesh transmission same as above with Hydra-Matic.

CHASSIS

WHEELBASE: Catalina Series and Bonneville Custom Safari, all 122 inches, all Star Chief and Bonneville models except Safari, 124 inches.

FRAME: Tubular-center X frame in 8 individualized designs for specific body styles; box-section construction with five cross members.

SUSPENSION, FRONT: Independent action, large diameter, low rate coil springs, hydraulic shock absorbers; new compound anti-dive control suspension arms, ball-and-socket steering knuckles. Front tread 63.72 inches. Torsion-action front stabilizer bar. Pivoted control arms.

STEERING: Recirculating ball-bearing gear type. Over-all ratio 29 to 1; with optional power steering, 22 to 1. Steering wheel diameter, standard 17.5 (Catalina); de luxe 17.0 (Star Chief and Bonneville, optional Catalina).

SUSPENSION, REAR: Large diameter, low rate coil springs, angle-mounted hydraulic shock absorbers. Rear tread 64.00 inches. Torsion-action rear stabilizer bar on all Safaris and with optional Air Ride. Pivoted control arms.

SUSPENSION, EVER-LEVEL AIR*: Four independent cylindrical air chambers, high-pressure air tank, compressor, three levelizer valves and pressure form control system; direct-action hydraulic shock absorbers; torsion-action stabilizer bars front and rear. Pivoted control arms. Automatic car lift on demand.

BRAKES: True-Contour Air-Cooled, hydraulic, internal-expanding type. Drum diameter—front, 11 inches; rear 11 inches. Total area 191 square inches. Parking brake operates on rear service brakes, foot operated, hand released. Vacuum power brakes, optional.

TIRES: Tubeless tires standard with 14-inch wheels, sizes: Coupes, Sedans and Vistas, 8.00 x 14; Safaris, 8.50 x 14—Coupes, Sedans and Vistas with air conditioning*, 8.50 x 14.

BODY

CONSTRUCTION: All-steel reinforced body with super-strong siderail rocker panel. Counterbalanced double hood construction. Center-fill gas tank except Safari. Crank-operated ventipanes. Safety-Plate Glass in every window. New revolutionary "Magic-Mirror" Finish, all models. Safety Door locks on all doors, push-button locking feature.

DIMENSIONS: Over-all length—Catalina except Safaris, 213.7 inches; Star Chief and Bonneville (except Safaris), 220.7 inches; Safari 214.3 inches. Over-all height—all Sports Coupes and Convertibles, 54.0 inches; all Sedans, 56.4 inches; all Vistas, 54.6 inches; all Safaris, 56.3 inches. Over-all width, 80 inches.

NOTICE: All options noted herein, including whitewall tires, special Catalina Custom Trim, radios, heaters, illustrated on some models, are extra-cost equipment unless otherwise specified. Ask your dealer for all price information on any model or special equipment you desire.

Pontiac Motor Division of General Motors Corporation reserves the right to make changes at any time, without notice in colors, materials, equipment, specifications, prices and models—and also to discontinue models. The right is also reserved to change any specifications, parts or equipment at any time without incurring any obligation to equip same on cars built prior to date of such change.

*Optional at extra cost.

