

zoom-zoom

2002 MAZDA
PROTEGÉ



GETTING THERE
SHOULD BE **MORE** THAN
HALF THE **FUN.**



2002 MAZDA PROTEGÉ



ZOOM-ZOOM

You're out the door and into your Mazda Protegé. Where to? Doesn't matter. Because while not all destinations are created equal, in a Mazda Protegé, all drives are pure exuberance.

Bottom line, it really feels great to drive this car. In fact, you may find yourself spontaneously expressing your enthusiasm in lots of new ways. Like singing old favorites you hadn't thought of in years. Changing lanes quickly just because, with 130 hp, you can. Inviting your friends along even when you really don't have anywhere to go. (Trust us, you pick the right roads and they won't mind a bit.) Turning. Even stopping. Mazda Protegé brings back the thrill of letting go and soaring. Only, without the hard landing at the end.

REMEMBER
HOW IT FELT
TO JUMP FROM A SWING?





SHORTCUT? NO THANKS.


You've still got three more CDs to play, lots of gas, your best friends all together and the road stretching out in front of you. And you're in a Mazda Protegé ES, sunlight streaming in through the available power moonroof. Everyone's nice and comfortable, backseat people included. The way the seat fits you and the controls fall so readily to hand, you feel as if the car's designer somehow knew you personally. When it comes to shortcuts, our engineers sure didn't take any. You won't want to either.



NOTHING IMPROVES
THE **SAFETY** PICTURE
LIKE A **GREAT FRAME.**




If you could take a look beneath the stylish skin of the Mazda Protegé, you'd see exactly why it feels so solid and stable on the road. You'd see a computer-designed structure with "crumple zones" front and rear, to help protect the cabin from impact forces. "Triple H" construction that adds steel reinforcement at key points to help create a "safety cage." Available ABS. Passive restraints inside. You'd see that we make occupant safety a high priority. So you can relax behind the wheel.

And smile. 



 www.MazdaUSA.com

Wherever you see the  symbol, you can get the whole story on our interactive Web site.





WE'D LIKE TO BRING
SOME INTERESTING **FACTS** TO YOUR ATTENTION.
AND FEATURES.
AND COLORS AND...

YOUR MAZDA PROTEGÉ PUTS YOU
AHEAD OF THE CROWD.
**THE MAZDA
DRIVER'S ASSURANCE PLAN**
WILL KEEP YOU THERE. Look at it this way:

We want your every drive in the Mazda Protegé to be just as exhilarating as your first. That's why we engineered our unique and comprehensive Mazda Driver's Assurance Plan just as thoroughly as we designed the car. With it, you'll have the deep level of confidence that comes with a total level of care. ▣

The Three Parts Of Our Plan:

Under our Plan, your time and peace of mind come first. Starting the moment you take the key, your new Mazda Protegé is covered by our **36-month/50,000-mile "bumper-to-bumper" limited warranty**. While the car is under warranty, you're automatically enrolled in our **24-hour Emergency Roadside Assistance** program. It's designed to get you going and minimize any inconvenience if the unexpected happens while you're on the road. And if your Mazda Protegé is in for a warranty repair, the **Mazda Service Transportation Solution** can typically make sure you have another vehicle to drive.

These are just the basics of the Mazda Driver's Assurance Plan. For complete details, see your Mazda Dealer, or log on to MazdaUSA.com.

ACCESSORIES



- Rear spoiler (shown above)
- Removable/adjustable cargo net (shown above)
- Mud guards, front and rear (shown above)
- Front mask (shown below)
- Fog lights
- Moonroof wind deflector
- Perimeter alarm system
- Floor mats
- Auto-dimming compass mirror w/outside-temperature display
- Cassette player
- Single-CD player
- In-dash 6-disc CD changer
- MiniDisc player
- Kenwood speakers
- Wheel locks
- Engine block heater
- Touch-up paint



2002 MAZDA PROTEGÉ

FEATURES AND SPECIFICATIONS

Mechanical Features

	DX	LX	ES
2.0L DOHC 16-valve 4-cylinder engine	S	S	S
5-speed manual overdrive transmission	S	S	S
Rack-and-pinion steering with engine-speed-sensing variable assist	S	S	S
Power-assisted front disc/rear drum brakes	S	S	—
Power-assisted 4-wheel disc brakes	—	—	S
Front and rear stabilizer bars	S	S	S


Exterior Features

	DX	LX	ES
15-inch steel wheels with 195/55R15 V-rated all-season radial tires	S	S	—
15-inch alloy wheels with 195/55R15 V-rated all-season radial tires	—	O*	—
16-inch alloy wheels with 195/50R16 V-rated all-season radial tires	—	—	S
Full wheel covers	S	S	—
Body-color rear spoiler with integral center brake light	A	A	S
Bright headlight housings; bright-chrome grille bar	S	S	—
Argent headlight housings; black-chrome grille bar	—	—	S
5-mph body-color bumpers	S	S	S
Black body-side moldings and door handles	S	—	—
Body-color body-side moldings and door handles	—	S	S
Dual black manual remote mirrors	S	—	—
Dual body-color power remote mirrors	—	S	S
2-speed intermittent windshield wipers	S	S	S
Clear-lens halogen headlights	S	S	S
Clear-lens halogen fog lights	A	A	S

Interior Features

	DX	LX	ES
Dual second-generation front air bags†	S	S	S
Front safety-belt pretensioners with force limiters	S	S	S
3-point safety belts for all five seating positions	S	S	S
Child-safety rear door locks	S	S	S
ISOFIX child safety-seat anchors in rear seat	S	S	S
Reclining front bucket seats with adjustable head restraints	S	S	S
Adjustable driver's seat height and cushion angle	—	S	S
60/40 split fold-down rear seatback with locks	S	S	S
Full cloth upholstery	S	S	S
Full center console; covered storage with armrest lid	S	S	S
Dual front cup holders with covers	S	S	S
Power windows with driver's 1-touch-down feature	—	S	S
Power door locks with 2-stage unlocking	—	S	S
Remote keyless illuminated entry system	—	S	S
Remote trunk-lid and fuel-door releases	S	S	S
Dual front map lights; trunk light; ignition-keyhole light	S	S	S
Driver's and passenger's covered visor vanity mirrors	S	S	S
Tachometer	—	S	S
Black gauges; color-keyed center instrument panel and trim	S	S	—
White gauges with red nighttime illumination; silver center instrument panel with carbon-fiber-look trim	—	—	S
Tilt steering column	S	S	S
Cruise control with steering-wheel-mounted controls	—	S	S
Heater/defroster with 4-speed blower and rear-seat heater ducts	S	S	S
Rear window defogger; front side-window demisters	S	S	S
CFC-free air conditioning	P	S	S
AM/FM stereo with four speakers and digital clock	S	—	—
AM/FM/CD stereo with four speakers and digital clock	P/A	S	S

S : Standard P : Package option — : Not available O : Optional A : Dealer-installed accessory
 *Requires moonroof. † Always wear your safety belt and secure children in the rear seat.




Sand Mica




Pure White




Seabreeze Green Mica




Millennium Red Mica



Gray Cloth DX



Gray Cloth LX



Charcoal Cloth ES



Light Sandalwood Metallic




Sunlight Silver Metallic



Emerald Mica



Black Mica



Beige Cloth DX



Beige Cloth LX

Options and Option Packages

	DX	LX	ES
4-speed automatic overdrive transmission	O	O	O
Anti-lock Brake System (ABS) with Electronic Brakeforce Distribution (EBD) and front side-impact air bags†	—	O/P	O/P
15-inch alloy wheels with 195/55R15 V-rated all-season radial tires	—	O*	—
CFC-free air conditioning	P	S	S
Power sliding-glass moonroof with sunshade	—	O/P	O/P
Carpeted floor mats	O/P/A	O/P/A	O/P/A
DX Convenience Package: CFC-free air conditioning; single-CD player; carpeted floor mats	O	—	—
LX/ES Premium Package: ABS with EBD; front side-impact air bags;† power moonroof; carpeted floor mats	—	O	O

Specifications

Engine size and type	2.0L DOHC 16-valve 4-cylinder
Horsepower, SAE Net	130 @ 6000 rpm
Torque, SAE Net lb-ft	135 @ 4000 rpm
Bore and stroke	3.26 x 3.62 inches
EPA estimated fuel economy, mpg	25 city/31 hwy (manual) 25 city/30 hwy (automatic)
Recommended fuel	Regular unleaded gasoline
Fuel capacity	14.5 gallons
Curb weight, manual	2634 lb
automatic	2687 lb
Turning circle, curb-to-curb	34.1 feet
Brakes front	10.2-inch ventilated discs
rear	7.9-inch drums (DX, LX) 10.3-inch solid discs (ES)

Exterior Dimensions (inches)

Wheelbase/overall length	102.8/175.3
Overall width/height	67.1/55.5
Track, front/rear	57.9/57.9 (DX, LX) 57.7/57.9 (ES)

Interior Dimensions (inches)

	front	rear
Headroom	39.3 (38.5 with moonroof)	37.4 (37.3 with moonroof)
Legroom	42.2	35.4
Shoulder room	53.9	53.4

Capacities (cubic feet)

Passenger volume	93
Cargo volume	13

www.MazdaUSA.com

Wherever you see this symbol, you can get the whole story on our interactive Web site.

Product Changes and Options Availability:

Following publication of this brochure, certain changes in standard equipment, options, prices and the like, or product delays may have occurred which would not be included in these pages. Your Mazda Dealer is your best source for up-to-date information. Mazda reserves the right to change product specifications at any time without incurring obligations. Options shown or described in this brochure are available at extra cost and may be offered only in combination with other options or subject to additional ordering requirements or limitations.

Color Combinations

Exterior	Interior	
	DX, LX	ES
■ Pure White	Beige	Charcoal
■ Sand Mica	Beige	Charcoal
■ Light Sandalwood Metallic	Beige	Charcoal
■ Seabreeze Green Mica	Beige	Charcoal
■ Emerald Mica	Beige	Charcoal
■ Black Mica	Beige or Gray	Charcoal
■ Sunlight Silver Metallic	Gray	Charcoal
■ Millennium Red Mica	Gray	Charcoal

CREATING YOUR OWN ZOOM-ZOOM IS AS EASY AS CLICK-CLICK.

Put together your dream Mazda Protegé from the comfort of your home and with the speed of the Internet. Just hit our interactive Web site, click on "Build Your Own," and follow the on-screen prompts to choose your vehicle, color and options. We'll show you what it looks like, what the suggested retail price is, and refer you directly to your nearest Mazda Dealer. It's the fast way to set up your Mazda Protegé. Just the way you want it.

Go to www.MazdaUSA.com



zoom-zoom



mazda

www.MazdaUSA.com

100% TOTAL RECYCLING ♻️ BETTER DESIGN ♻️

7755 IRVINE CENTER DRIVE, IRVINE, CA 92618 800-639-1000 ©2001 MAZDA NORTH AMERICAN OPERATIONS PRINTED IN U.S.A. 7/01 (235M) PART NO.9999-92-010P-02