



90
DODGE



DODGE FOR 1990. MORE SPIRIT THAN EVER.

Dodge enters the decade of the '90s with affordable automotive products with spirit, style, and responsiveness.

We are committed to continuing improvements and dedicated to providing brand new approaches to automotive technology. For 1990 we start with an all-new 3.3 liter OHV MPI V-6 engine. Engineered to optimize performance of front-wheel-drive vehicles, it's standard on the Grand Caravan and available on the Dynasty LE.

The all-new turbocharger used on the 2.2 liter SOHC MPI VNT Intercooled Turbo engine features a variable nozzle design. Acceleration is dramatically improved, "turbo lag" is greatly reduced. This new generation of turbo engines is available on select Shadow and Daytona vehicles.


Highway-hugging front-wheel-drive is standard on every car line. Dodge's commitment to your safety is evidenced in every 1990 Daytona, Dynasty, Shadow, Spirit and Omni, where a supplemental air bag restraint and driver-side knee bolster are standard. Peace of mind extends to the rear seat in all hatchbacks and sedans, where Unibelt integral lap and shoulder restraints keep out-board passengers protected.

Welcome to the Decade of Dodge. You're in for a great ride.

The Allstate Safety Leadership Award was presented to Chrysler Corporation in recognition of its being the first American carmaker to provide driver-side air bags as standard equipment on all domestic built 1990 Dodge passenger cars.



3.3-liter OHV
MPI V-6



Variable
nozzle
turbocharger



Driver-side air bag protection



Rear seat lap and shoulder belt



SPIRIT Specifications

Wheelbase: 103.3"/Length: 181.2"/Width: 67.3"/Height: 53.5"

Engine Availability*: 2.5-liter OHC EFI, 2.5-liter SOHC MPI Turbo†, 3.0-liter OHC MPI V-6** Transaxle Availability*: 5-speed manual, 3-speed automatic, Electronic 4-speed automatic‡

*Some engine/transaxle combinations not available. See your dealer for details.

†Turbocharged engines not recommended for trailer towing, as such use may damage engine and invalidate warranty.

**Manufactured by Mitsubishi Motors Corporation

‡Available only with 3.0-liter OHC V-6.



Spirit ES is shown above in Bright White Clear Coat


DODGE SPIRIT. DESIGNED TO MAKE YOUR SPIRIT SOAR.

If you need a family car, but want a sports sedan, Spirit ES, Spirit LE and Spirit are quick to oblige. The lively Spirit ES 2.5-liter SOHC MPI turbo engine† is just waiting to be revved. The vigorous 3.0-liter OHC MPI V-6** is optional on all Spirit models. Position-sensitive front struts stabilize your ride. Front-wheel drive conquers the curves.

Spirit and Spirit LE welcome up to six passengers with the optional 50/50 bench seat. Those in back will appreciate over three feet of rear leg room.

The Spirit ES within: leather-wrapped steering wheel. Sport bucket seats with head restraints. Split fold-down rear seats. Large analog gauges. Message center. Trip computer. A pleasure for the senses.





All Daytona models offer new racing-inspired cockpits for 1990. Redesigned instrument panels. Contoured reclining performance buckets. Sport steering wheel. New overhead† and floor consoles. First-class accommodations all the way. (Shelby interior shown in optional black leather).



Daytona Shelby is shown above in Flash Red Clear Coat

DAYTONA Specifications

(Daytona, ES, and ES Turbo) Wheelbase: 97.0"/Length: 179.2"/Width: 69.3"/Height: 50.1"

(Daytona Shelby) Wheelbase: 97.0"/Length: 178.4"/Width: 69.8"/Height: 50.7"

Engine Availability*: 2.5-liter SOHC EFI, 2.5-liter SOHC MPI Turbo† 2.2-liter SOHC MPI VNT Intercooled Turbo† 3.0-liter OHC MPI V-6**

Transaxle Availability*: 5-speed manual, 3-speed automatic, Electronic 4-speed automatic

*Some engine/transaxle combinations not available. See your dealer for details.

†Premium unleaded fuel recommended. Turbocharged engines are not recommended for trailer towing and such use may damage engine and invalidate warranty.

**Manufactured by Mitsubishi Motors Corporation.

‡On selected Daytona models/packages.

CARAVAN Specifications

(Caravan V6)
(Grand Caravan)
Engine Avail
MPI V-6† 3.3
Transaxle Av
automatic, 4-s

Grand Caravan LE is built on the inside, too. With sport steering wheel, air conditioning and standard seven passenger seating. Low step-up height for easy entry and exit. And 30-cubic feet of cargo space.



Daytona Shelby and ES Turbo instrument panel



Daytona Shelby center console



Daytona, shown in Daytona Blue Clear Coat

DODGE DAYTONA. MAN WAS MEANT TO FLY.

Fasten your seat belt. Presenting the 1990 formation of Dodge Daytonas: Shelby. ES Turbo. ES. Daytona.

Power hungry? Feast on Daytona Shelby with our hottest and newest power plant going: The 2.2-liter SOHC MPI VNT Intercooled Turbo. It accelerates to full boost up to 50 percent faster than last year's engine. You have ignition.

Shelby sports a new monochromatic paint treatment this year, too. One color, one great new look.

And Shelby's not the only way to fly. Every Daytona model is ready for takeoff with responsive electronic fuel-injected overhead cam power. Available engines include a high-powered 2.5-liter four-cylinder, a pair of turbos and a 3.0-liter V-6.** Whatever moves you. Fun-to-run three- and four-speed automatics or five-speed manual transaxles bring you up to speed. Performance handling and braking systems are on board for the ride, too.† And front-wheel drive keeps you riveted to any runway.

Dodge Daytona. Happy landings.

CARAVAN Specifications

(Caravan Wheelbase: 112.0" Length: 175.9" Width: 72.2" Height: 64.1")
 (Grand Caravan Wheelbase: 119.0" Length: 190.5" Width: 72.2" Height: 64.7")
 Engines Available: 2.5-liter SOHC EFI, 2.5-liter SOHC SMPI Turbo† 3.0-liter OHV MPI V-6
 MPI V-6 2.5-liter OHV MPI V-6
 Transaxle Availability: 5-speed manual, 5-speed heavy-duty manual, 3-speed automatic, electronic 4-speed automatic

†Some engine/transaxle combinations not available. See your dealer for details.

**Premium unleaded fuel recommended. Turbocharged engines are not recommended for trailer towing and such use may damage engine and invalidate warranty.

***Manufactured by Mitsubishi Motors Corporation.

All Daytona models offer new racing-inspired cockpits for 1990. Redesigned instrument panels. Contoured reclining performance buckets. Sport steering wheel. New overhead and floor consoles. First-class accommodations all the way. (Shelby interior shown in optional black leather)

DODGE CARAVAN. WINNER AND STILL CHAMPION.

A success from the day it was introduced, Caravan remains the world's best-selling mini van. A stroke of automotive ingenuity that combines the best of car, wagon and van in one still-to-be-equalled masterpiece of design and engineering.

Sporty and versatile, Caravan, Caravan SE, Caravan LE, Caravan ES, and long wheelbase Grand Caravan models all answer admirably the needs of a family on the move. Start with sure-footed front-wheel drive. Add on easy maneuverability. Available seven-passenger seating. Low step-up height. Cargo space to spare. And an easy-to-operate sliding side door.

Next, consider the responsive performance of four- or six-cylinder engines. The powerful pull of Caravan's optional Heavy-Duty Trailer Tow Package. And Caravan's ability to enjoy the good times, yet slip easily back into the family garage at the end of the day.

Remember, too, that Caravan offers the best warranty protection in the industry. (See back cover for details.) All outstanding proof that the original is still the best.



Grand Caravan LE in Charcoal/Black



3.3-Liter OHV MPI V-6



Convenient underseat storage drawer



DAYTONA Specifications

(Daytona, ES, and ES Turbo) Wheelbase: 97.0" Length: 179.2" Width: 69.3" Height: 50.1"

(Daytona Shelby) Wheelbase: 97.0" Length: 178.4" Width: 69.3" Height: 50.7"

Engines Available*: 2.5-liter SOHC EFI, 2.5-liter SOHC MPI Turbo†, 2.2-liter SOHC MPI VNT Intercooled Turbo‡, 3.3-liter QHC MPI V-6**

Transaxle Availability*: 5-speed manual, 3-speed automatic, Electronic 4-speed automatic

*Some engine/transaxle combinations not available. See your dealer for details.

†Premium unleaded fuel recommended. Turbocharged engines are not recommended for trailer towing and such use may damage engine and invalidate warranty.

**Manufactured by Mitsubishi Motors Corporation.

‡On selected Daytona models/packages.

...racing-inspired
...instrument panel
...performance buckets,
...leap and floor
...features all the
...standard black

Grand Caravan LE is grand on the inside, too. With sport steering wheel, air conditioning and standard seven passenger seating. Low step-up height for easy entry and exit. And 30-cubic feet of cargo space.



Caravan ES is shown above in Claret Red Pearl Coat

CARAVAN Specifications

(Caravan) Wheelbase: 112.0"/Length: 175.9"/Width: 72.2"/Height: 64.4"

(Grand Caravan) Wheelbase: 119.0"/Length: 190.5"/Width: 72.2"/Height: 64.7"

Engine Availability*: 2.5-liter SOHC EFI, 2.5-liter SOHC SMPI Turbo† 3.0-liter OHC MPI V-6;** 3.3-liter OHV MPI V-6

Transaxle Availability*: 5-speed manual, 5-speed heavy-duty manual, 3-speed automatic, electronic 4-speed automatic

*Some engine/transaxle combinations not available. See your dealer for details.

†Premium unleaded fuel recommended. Turbocharged engines are not recommended for trailer towing and such use may damage engine and invalidate warranty.

**Manufactured by Mitsubishi Motors Corporation.



Monaco ES is shown above in
Dover Gray Metallic Clear Coat



Lurking inside Shadow ES: A new luxury leather-wrapped steering wheel with integral air bag, cockpit-style dash, performance front buckets and 60/40 split fold-down rear seats.

*Some AM stereo broadcasting may not be compatible with this radio

†Premium unleaded fuel recommended. Turbocharged engines are not recommended for trailer towing and such use may damage engine and invalidate warranty.

**Some engine/transaxle combinations not available. See your dealer for details.

DODGE SHADOW. IT DOESN'T KNOW IT'S NOT EXPENSIVE.

With power-assisted four-wheel disc brakes and a twin balance-shaft engine, Shadow ES goes beyond mobile to upwardly mobile. Add a driver-side air bag, AM stereo*/FM cassette stereo, performance front bucket seats and 15" cast aluminum wheels—all standard—it's no wonder the ES thinks it's from some rich European family.

Check out the Shadow and Shadow ES. Economy cars that don't act like them.

Wheelbase: 97.0"/Overall Length:
171.7"
Overall Height: 52.6"/Overall
Width: 67.3"

Engine Availability**: 2.2-liter SOHC
EFI, 2.5-liter SOHC EFI, 2.5-liter
SOHC MPI Turbo† 2.2-liter SOHC
MPI VNT Intercooled Turbo†
Transaxle Availability**: 5-speed
manual overdrive, 3-speed auto-
matic, high capacity 5-speed man-
ual overdrive





Monaco ES is shown above in
Dover Gray Metallic Clear Coat

DODGE MONACO. NEW INROADS IN ROOMINESS AND RIDE.

The all-new Monaco sedan. Available in two models—the LE and ES—offers the best of both worlds: comfort and control. Monaco ES sports a high-powered 3.0-liter OHC MPI V-6. Four-wheel power disc brakes. Independent suspension. Plus a smooth four-speed automatic transaxle. And both versions earn the distinction of being two of the roomiest sedans in their class.

There's no room for improvement in the looks department either. A bit international, don't you think?

Monaco. A new Dodge nameplate to take you well into the future.

Wheelbase: 106.0"/Length: 192.8"
Height: 54.7"/Width: 70.0"

Engine: 3.0-liter OHC MPI V-6/
Transaxle: 4-speed automatic



Enter the luxurious world of Monaco ES. Reclining front buckets. Extra-wide limousine-style doors. Leather-wrapped steering wheel. Optional leather seats and power seat controls. And thoughtful touches like an available vehicle maintenance monitor.



Shadow ES is shown above in
Exotic Red Clear Coat



The Dynasty LE interior, with luxury steering wheel and air bag, analog gauges, illuminated message center, and reclining seats. You're bound to sit up and take notice.

DODGE DYNASTY. A CLASSIC THAT GETS BETTER EVERY YEAR.

How do you improve a classic? Start by maintaining some exceptionally high standards: Spacious head room and leg room for six. Front-wheel drive. Contemporary styling. And Dynasty LE's 3.0-liter OHC MPI V-6† with the world's first Ultradrive automatic transaxle. Then you soften the instrument panel contours. Add a driver-side protective air bag, rear outboard shoulder belts and a new double-bitted master key with no "right" side up. And offer nine rich finishes—each topped with a thicker coat of clear acrylic for 1990.

The result? The new Dynasty and Dynasty LE. Who says you can't improve perfection?



*Some engine/transaxle combinations not available. See your dealer for details.

†Manufactured by Mitsubishi Motors Corporation.

Wheelbase: 104.3"/Length: 192.0"
Width: 68.9"/Height: 53.3"

Engine Availability*: 2.5-liter OHC EFI, 3.0-liter V-6 OHC MPI† 3.3-liter V-6 OHV MPI/Transaxle Availability*: 3-speed automatic, 4-speed computer controlled automatic



Omni is shown above in Light Spectrum Blue Clear Coat



Dynasty LE is shown above in Black Clear Coat



Omni is shown above in Light Spectrum Blue Clear Coat

DODGE OMNI. LOWER THE COST OF LIVING IT UP.

Looking for a reliable car that's fun to drive? A subcompact that's still responsive to the needs of busy singles and families? A lively front-wheel drive runabout with a hardy 2.2-liter SOHC EFI engine?

Make way for Dodge Omni, designed and built to deliver your money's worth and more. Power-assisted front disc, rear drum brakes. A supplemental air bag restraint system built into the steering wheel. A big 33 cubic feet of cargo space with rear seatback folded. And the confidence-building 7/70 Power Train Limited Warranty (see back cover for details).

Dodge Omni. Living it up never cost so little.

Wheelbase: 99.1"/Length: 163.2"
Width: 66.8"/Height: 53.0"

Engine: 2.2-liter SOHC EFI/Trans-axle Availability: 5-speed manual overdrive (standard), 3-speed automatic (optional)

The value-packed Omni interior: Padded instrument panel with Rallye instrument cluster. Four-spoke steering wheel with an air bag. Redesigned climate control ducts for more comfort. New forward console. Reclining front buckets. And plenty of room for five.





Colt GT is shown above in White



Colt GL is shown above in Medium Blue



Colt Vista four-wheel drive is shown above in Medium Red



Colt DL front-wheel drive Wagon is shown above in Light Buckskin

DODGE COLT GT. IT'S GOT THE HORSES.

Looks and handles like a sports car...with sleek aerodynamic styling, precise five-speed manual over-drive transaxle, rack-and-pinion steering, and responsive 1.5-liter MPI engine or available 1.6-liter DOHC MPI power plant.

The seats are comfortable and supportive...the passenger area is roomy enough for five...and the hatchback styling provides ample storage for all your gear.

DODGE COLT GL. BORN TO RUN. AND TO HAVE FUN.

The Colt GL—and the Colt—are great stablemates. Both offer attractive, aerodynamic styling...room for five passengers and lots of gear...and fuel economy that will demonstrate your good judgement for years to come.

No matter which Colt you choose, you'll find the comfort, convenience, and style features that fit your lifestyle...at a price that fits your budget.

DODGE COLT VISTA. AS VERSATILE AS YOU ARE.

Colt Vista wagon gives you the looks, handling, aerodynamic shape and available four-wheel drive that you'd expect in a passenger car...plus the high roof height and seating versatility you'd expect in a van.

The seven-passenger seating system can be arranged in a variety of ways. Dual split-back middle and rear seats can be folded down to give you a whopping 78 cubic feet of cargo capacity...or a roomy bed. Vista is available with a 2.0-liter MPI engine and either front-wheel drive or the new "on demand" four-wheel drive.

DODGE COLT DL WAGON. YOU CAN TAKE IT WITH YOU.

Gives you a choice of ground-hugging front-wheel drive...or gutsy full-time four-wheel drive. A 1.5-liter MPI engine is standard on the front-wheel drive model, and a 1.8-liter power plant is standard on the four-wheel drive. Both models offer a standard five-speed manual over-drive transaxle.



**THE NEW SPIRIT
OF DODGE**
THE PERFORMANCE DIVISION OF CHRYSLER MOTORS

have developed perforation (rust-through) in normal use up to seven years or 100,000 miles. See your dealer for a copy of the limited warranty.

OPTIONAL SERVICE CONTRACT COVERAGE

Chrysler Service Contracts provide you with additional peace-of-mind protection for your new vehicle. Chrysler Motors offers a variety of plans to meet your needs. Plan coverage begins after your basic warranty expires. A deductible applies. Allowances for car rental and towing are also included.

Since the time of printing, some of the information you'll find in this catalog may have been updated. Ask your dealer for details. Some of the equipment shown or described throughout this catalog is available at extra cost.

Certain models, packages and options are subject to specific restrictions, requirements or late availability. See your dealer for the latest ordering information.

3/36 IMPORT PROTECTION

Colt three-door hatchbacks and wagons built by Mitsubishi Motors Corporation imported for Dodge are covered by a three-year or 36,000-mile basic car limited warranty (excludes adjustments, tires, wear items and maintenance). There is additional warranty coverage on power train components (three years or 50,000 miles); plus outer panel rust-through protection (five years/unlimited mileage on Colt wagons, seven years or 100,000 miles on Colt three-door). No deductible applies. Restrictions apply. See a copy of the limited warranty at your dealer.

If replacement parts are needed, visit your Dodge dealer for genuine Mitsubishi parts, imported and distributed by MOPAR.

7/70 POWER TRAIN LIMITED WARRANTY (Domestic vehicles only)

Upon expiration of the basic 12-month or 12,000-mile limited warranty, coverage is extended on power train components to seven years or 70,000 miles. A deductible applies. See your dealer for a copy of the warranty.

7/100 ANTICORROSION LIMITED WARRANTY (Domestic vehicles only)

Your dealer will repair or replace at no charge outer body sheet metal panels found to