

RAM

dodge.com | 800-4ADODGE

2010 RAM HEAVY DUTY

2500/3500



RAM

RAM. STANDOUT CAPABILITY THAT STANDS UP.

THE NEW 2010 RAM HEAVY DUTY. Only Ram would have the audacity to take such proven workhorses like the family of Ram Heavy Duty Pickups — and then refine them to be stronger, tougher and more comfortable than ever.

But that's what gives 2010 Ram such formidable clout. For this is where engineering refinement results in both increased capability and greater interior comfort — notably in the ultra-spacious new Ram Crew Cab. This is where key features like the available legendary Cummins® Turbo Diesel and available 6-speed automatic transmission put your business both on the map and in the black. It's where exterior design improvements result in aerodynamics so sleek, they actually contribute to saving a little green. It's where intelligent innovations — like the new Tailgate Lift Assist — make life and work easier. And it's where that interior comfort and brilliant Uconnect™ technology give you an on-the-go office 24/7.

This is where you come when you want the power to tow or haul — for work or for leisure. Where you find trucks that stand out with proven durability and superb powertrain warranties. This is where you step up to new 2010 Ram Heavy Duty trucks that stand up to the toughest tests of all: your workload and the test of time. Start here, and continue the journey at dodge.com/ram_hd

Big enough for the job: Ram 3500 Mega Cab® Laramie Dually in Bright Silver Metallic.

MORE CAPABILITY TO MASTER TOUGH JOBS.

THE FIRST STEP IN MASTERING YOUR DESTINY IS TO MASTER THE TOWING. Everywhere you look, this is teamwork that works. From Ram and Cummins®: Low-end torque to handle most everything out there. With its class-exclusive,^[1] standard exhaust brake adding exceptional braking capability, the formidable 6.7-liter Cummins Turbo Diesel generates best-in-class^[1] standard torque — up to 650 lb-ft in a new 2010 Ram 3500 Pickup, an ideal number for any getaway. Fortunately, other numbers for Ram 3500 Pickup are equally as impressive — like up to 12,200 lb of GVWR capability, and up to 24,500 lb for an uncompromised GCWR when properly equipped. Like improved axles with increased front GAWR up to 5,500 lb. The Ram extras that make towing a breeze? Try available assets like the Rear Back-Up Camera,^[2] Rear Park Assist,^[2] and Electronic Range Select (ERS) on the available 6-speed automatic transmission.



1. BRAKES THAT BENCHMARK CONTROL. Brake rotors on Ram Heavy Duty models have been enlarged, and feature new brake friction material. On Ram 2500 and 3500, stopping power comes from pure authority: these are the largest brake rotors and pads in the class.^[1]

2. THE NEW, AVAILABLE INTEGRATED TRAILER BRAKE CONTROLLER helps improve braking properties and trailer stability when towing, allowing the operator to control brake force application. It can even be customized to increase or decrease brake pressure, depending on the weight of the load.

3. CUMMINS DIESEL EXHAUST BRAKE: JOIN THE BIG BOYS ON THE CREW. It's class-exclusive,^[1] and standard. The Diesel Exhaust Brake is an invaluable asset when added to the braking properties of Ram, with the additional advantage of saving time and money on the brake system itself.

4. FIFTH-WHEEL HITCH.^[3] Instant capability: this premium hitch from Mopar mounts directly to crossmembers of the frame; unique scissor clamps securely attach the hitch to the mounting brackets. Extra clearance greatly expands turning angle, previously 45 degrees, to 80 degrees.

^[1]Based on Automotive News classification. ^[2]Always check entire surroundings before backing up. ^[3]Check Owner's Manual for hitch type, load capacity, and heavy-duty equipment required. Do not exceed the rated tow capacity of vehicle as equipped. Trailering may require some items not supplied by Mopar.

SHOW SOME PULL: USE YOUR MOPAR CONNECTION: Capable towing infers strength; few combinations match Mopar and new Ram Heavy Duty. Ram's new exterior redesign offers yet greater capability when equipped with a Gooseneck^[3] or Fifth-Wheel Hitch,^[3] from Mopar. Essential is the Bed-Mount Wiring Harness, and making life — and loading — far more comfortable are the Bed Step (not shown) and the custom-designed Chrome Tubular Side Steps, all Authentic Ram Accessories by Mopar.

AUTHENTIC RAM ACCESSORIES



Ram 3500 Crew Cab Laramie Dually shown in Two-Tone Rugged Brown Pearl and Light Graystone Pearl with Chrome Tubular Side Steps, an Authentic Ram Accessory by Mopar.



Ram 2500 Crew Cab SLT in Austin Tan Pearl.



RAM 2500. THE 3/4-TON SOLUTION.

2010 RAM 2500 HEAVY DUTY. A NEW CREW CAB EXPANDS YOUR CAPABILITY.

Step up into a 2010 Ram 2500 Pickup, and you've stepped up the pace of your work life — because today, it's all about capability.

Let's define it further. Capability in 2010 Ram 2500 models gives you engineering that puts this pickup in the second-to-none classification. Powered by the groundbreaking 5.7-liter HEMI® V8, this engine provides best-in-class⁽¹⁾ standard horsepower (383) and torque (400 lb-ft). Variable Valve Timing (VVT) increases performance and also contributes to engine efficiency. Ram 2500 also offers one of the most powerful available engines in the whole 2500 class of pickups: the 6.7-liter Cummins® Turbo Diesel.

Impressive power is only part of the picture. The ability to outthink, outwork, and outsmart the competition is quite another. Here, the result is a level of toughness that makes the 2010 Ram 2500 the immediate solution — like increasing payload by 600 lb on select 2500 models with that Cummins Turbo Diesel. Like increasing the front GAWRs, and by offering an Integrated Trailer Brake Controller. Like backing Ram 2500 with quality so good, it's designed to be one of the longest-lasting, most durable lines of full-size pickups. This is the 2010 Ram 2500 Pickup. Find out more — at dodge.com/ram_hd

⁽¹⁾Based on *Automotive News* classification. ⁽²⁾When properly equipped. Properly secure all cargo.

1. SNOWPLOW READY. New increases in front GAWR ratings for Ram 2500 Pickups give you more capability — and put Ram 2500 at the forefront. On 2500 4x2 models, front GAWR maxes out at 5,000 lb; on 4x4 models, front GAWR is boosted to 5,500 lb, easily accommodating large snowplows and other equipment.

2. BIG BED FOR BIG JOBS. The 8-foot bed with a Regular Cab in front is a classic combination for ¾-ton capability. Like all Ram models, Regular Cab offers spacious leg room and head room, providing efficient seating for a crew of three. In back, the long 8-foot cargo bed on Ram 2500 accommodates loads up to 3,160 lb⁽²⁾ with ease. Shown here with Under-The-Rail Bedliner, Sliding Toolbox, and Pickup Box Utility Rails, Authentic Ram Accessories by Mopar.



Ram 2500 Regular Cab SLT in Inferno Red Crystal Pearl.



COMFORT AND SPACE TO HANDLE WORK AND PLAY.

NEW SPACIOUS RAM CREW CABS. New, available heated and ventilated seats, new storage: this interior works. These pickups prove themselves over brutal preproduction testing — and over the test of time on the job. But that doesn't stop Ram from improving comfort levels — which brings you to ultra-tough transport that now includes the available luxuries of new power lumbar seats, new floor console, new and relocated Electronic Vehicle Information Center (EVIC), new soft-touch trim, new fabrics, and even new Dual-Zone Temperature Control.

Ram 2500 Crew Cab Laramie shown in Light Pebble Beige.



Ram 2500 Crew Cab Laramie shown in Light Pebble Beige.



SUPERIOR TOUCH AND TECH

It's quality you can touch. The new instrument panel features unexpected touches of luxury — like available upper panel stitching and woodgrain center panel. It's balanced by technology that includes advanced multistage air bags.¹¹

1. IN-FLOOR AND UNDER-SEAT STORAGE.

On Crew Cab, the in-floor bins are insulated and removable — and accommodate either hot or cold items. In addition, storage under the rear bench is available for new Crew Cab Heavy Duty models. Find it fast, and stow it out of sight. Ideal for valuables and tools.

2. NEW HEATED AND VENTILATED SEATS

In front are available, with premium materials and unique seat stitching. Small fans direct heat away from the occupant. Mega Cab® and new Ram Crew Cab offer available heated rear seats.

3. DUAL GLOVE BOXES.

Now, glove box storage offers advantages too big to ignore, with no compromise in interior room — but a big jump in everyday convenience and comfort.

¹¹Always sit properly in the seat with the seat belt fastened. Children 12 and under should always be in a backseat correctly using an infant or child restraint system or the seat belt positioned correctly for the child's age and weight.

uconnect™ With Uconnect™, you're always connected — to people, places, music, movies, and the Internet.

VOICE COMMAND. Select radio stations, satellite radio channels,¹² and navigation¹³ destinations by voice. Works with all Uconnect Media Center radios. Included with Uconnect Phone.

MEDIA CENTER. 730N AM/FM/CD/DVD¹⁴ radio with 30GB hard drive, GPS navigation, 6.5-inch touch screen, MP3/WMA support, USB input, 4,250 song capacity, SIRIUS® Satellite Radio,¹⁵ SIRIUS Traffic™ and Voice Command.

Uconnect WEB.¹⁶ This Authentic Ram Accessory by Mopar is an in-car router that connects any Wi-Fi-enabled device to the Internet at 3G broadband speeds. Multiple passengers can surf the Web, social-network, look up directions, check eMail or download music. Subscription required, sold separately.

iPOD® CONTROL. Connect most iPod compatible devices to your car's stereo using the in-car cable; then control them with your radio or steering wheel controls. Keeps the devices charged too.

AUDIO JACK. Connect a 3.5-mm audio cable from your MP3 player, phone, or electronic book reader to play audio through your car's speakers.

Uconnect PHONE. Lets you talk on your Bluetooth® compatible phone virtually hands-free. Address Sync¹⁷ lets you call anyone in your address book by saying their name.

REAR SEAT ENTERTAINMENT WITH SIRIUS BACKSEAT TV™

Passengers can play DVD movies or connect gaming consoles to an 8-inch screen. Available SIRIUS Backseat TV™ channels provide a never-ending supply of live content on three of the best family-friendly channels.

¹²When satellite radio and navigation features are equipped on your vehicle. Any voice-commanded system should be used only in safe driving conditions and all attention should be kept on the roadway ahead. Failure to do so may result in an accident causing serious injury or death. ¹³In-dash DVD capability not available in all states. ¹⁴SIRIUS service available only in contiguous United States and D.C. Service available in Canada; see siriuscanada.ca. Subscription required after 12-month subscription included with vehicle purchase. Subscriptions governed by SIRIUS. Terms & Conditions available at sirius.com. SIRIUS, XM, and all related marks and logos are trademarks of SIRIUS XM Radio Inc. and its subsidiaries. ¹⁵The Uconnect Web feature is not intended for use by the driver while the vehicle is in motion. ¹⁶Phone must support Bluetooth Phone Book Access Profile (PBAP).



EFFICIENCY. POWER. RAM.



THE DRIVING FORCE BEHIND MANY RAM HEAVY DUTY MODELS: THE SINGULAR 6.7-LITER CUMMINS® TURBO DIESEL.

By any measure, it's got game. Torque — the benchmark figure for working power — is almost off the charts, maxing out at 650 lb-ft @ 1,500 rpm. But no matter which model you drive, when measured in terms of quality, it's got legs. Over a million Ram models have been powered by the world-renowned Cummins Turbo Diesel. As one of the cleanest, most powerful, and most respected diesel engines in any commercial pickup, this remarkable power plant can power significantly larger-class vehicles. Measure it in your own terms for strength, quietness and efficiency — when you test-drive a new 2010 Ram Heavy Duty.

THE DIESEL EXHAUST BRAKE: A PREMIUM PERFORMER.

AND STANDARD ON EVERY CUMMINS-POWERED RAM. This class-exclusive^[1] feature allows greater control over the vehicle, especially on downgrades. It helps extend brake life and helps save in operating costs. And drivers love it. Best of all, the diesel exhaust brake comes standard in every 6.7-liter Cummins Turbo Diesel powering a Ram Heavy Duty.

ADVANTAGE RAM: VGT TECHNOLOGY. Diesel power from Cummins comprises many assets to Ram ownership. One in particular offers a major contribution to that legendary durability. The Variable Geometry Turbocharger (VGT) allows for precise airflow calibration, balancing the need for maximum power and maximum fuel efficiency. Further benefits of the Diesel Exhaust Brake when integrated with VGT include faster cab warmup times and greater vehicle control.



NOTABLE ENGINEERING IN THE 6.7-LITER CUMMINS TURBO:

HIGH FUEL-INJECTION PRESSURES. Rated at 2,900 psi (200 bar), these pressure levels translate into proven capability and performance.

VARIABLE GEOMETRY TURBOCHARGER (VGT). Discussed below, the VGT is used in concert with a large front-mounted intercooler for increased performance and improved fuel economy.

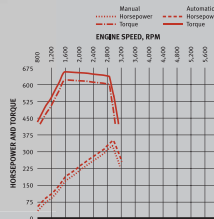
FORMIDABLE BLOCK STIFFNESS. The cast-iron engine block technology contributes to less noise and vibration and helps mitigate harshness.

COMMON-RAIL ARCHITECTURE. The common-rail fuel system in the 6.7-liter Cummins Turbo Diesel works with sophisticated electronics to yield multiple advantages. Among them — uncommonly quiet operation.

INTEGRATED GRID HEATER. An engineering accomplishment by Cummins to help achieve outstanding cold-starting ability. The Cummins starts without glow plugs or an ancillary block heater in temperatures as low as -20°F.

ELECTRONIC CONTROL MODULE (ECM). This proprietary engineering enables the engine to respond faster to throttle and acceleration. Its expanded electronic features were specifically designed for the demands of the commercial market.

FUEL FILTER: A WORKING MODEL OF EFFICIENCY. Changes to fuel properties and emissions standards are in progress this very moment. The 6.7-liter Cummins Turbo Diesel features a fuel filter with outstanding efficiency.



6.7L Cummins Turbo Diesel, available on 2500/3500 Pickups.

- 350 horsepower @ 3,000 rpm (6-speed automatic)
- 650 lb-ft of torque @ 1,500 rpm (6-speed automatic)
- 350 horsepower @ 3,013 rpm (6-speed manual)
- 610 lb-ft of torque @ 1,400 rpm (6-speed manual)



1



2



3

1. 545RFE 5-SPEED AUTOMATIC.


The 545RFE 5-speed is a sophisticated multirange electronically controlled transmission that provides optimized gear ratios for responsive and durable performance along with good fuel economy. For 2010, this transmission now features Electronic Range Select. Mated to the 5.7-liter HEMI V8. Found on Ram 2500 Pickup models.

2. 68RFE 6-SPEED AUTOMATIC.

With the brilliant Electronic Range Select adding efficient performance, the 68RFE 6-speed automatic transmission provides all the benefits measured by the working world: strength, stamina, reliability. Coupled only to the 6.7-liter Cummins Turbo Diesel. Available for Ram 2500 and 3500 Pickups.

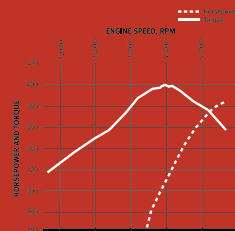
3. 6-SPEED MANUAL.

A high-ratio sixth gear allows lower highway rpm figures — with the welcome economy that comes with a manual transmission. The 6-speed manual is the standard drivetrain combination for Ram Heavy Duty Pickups with the 6.7-liter Cummins Turbo Diesel power plant.



THE 5.7-LITER HEMI® V8: QUALITY AND TECHNOLOGY THAT WORK DAY AFTER DAY — WITH NO END IN SIGHT.

It's a legend on-road, off-road, and at the job site — because this is engineering that works. The recent addition of Variable Valve Timing (VVT) gives this engine a high-performance edge: VVT offers increased engine breathing throughout the rpm range by varying the points at which the valves open and close in conjunction with piston position. Results are quantifiable: better performance, more efficient operation, and increased torque for towing and hauling — exactly the demands made on these formidable work trucks, day after day. It's all about refinement, power, and economy, and in every way, the 5.7-liter HEMI V8 in Ram Heavy Duty delivers.



THE HEMI V8 TORQUE CURVE.

It mimics a mountain — and it's what to look for in a gas-powered engine: a quickly rising level of uncompromised power that levels out into a broad top for sustained, yet efficient output.

383 horsepower @ 5,600 rpm
400 lb-ft of torque @ 4,000 rpm

5 YEAR/100,000 MILE POWERTRAIN WARRANTY

TRUCKS THIS TOUGH DESERVE WARRANTIES THIS TOUGH

They start as molten steel and finish with scorching performance across the board — especially when it comes to built-in dependability. Whether you require the stunning off-the-charts turbo-driven torque of the mighty Cummins, or the best-in-class^[2] standard horsepower and torque of the 5.7-liter HEMI V8, all Ram Heavy Duty models feature comprehensive warranties designed to last. Count on a 5-Year/100,000-Mile Powertrain Limited Warranty on your 2010 Ram Heavy Duty.^[2]

^[1] Based on *Automotive News* classification. ^[2] Transferable. See dealer for a copy of limited warranty. Includes towing to an authorized dealer. Excludes Chassis Cabs.

QUALITY THAT TOWERS IN COMPARISON.

1. THE TOUGH HYDROFORMED FRONT STRUCTURE is engineering that focuses possible impact on ultra-tough frame which becomes the primary absorber of frontal impacts.

2. ENHANCED POWERTRAIN MOUNTS have been redesigned to help increase durability and to accommodate increased front GAWR ratings. The application of large volumes of very soft rubber (in a variety of proportions and sizes, depending on the specific Ram model), along with selective tuning of the mounts themselves, result in a dramatic decrease in noise, vibration and harshness, a noticeably enhanced ride, and improved interior silence and comfort.

3. NEW REAR CAB HYDRA-MOUNTS. Located under the "C" pillars of body, these new hydra-mounts greatly enhance the ride in terms of improved comfort and quietness. The mounts are actually "tuned" to help eliminate the vibrations of suspension and frame — problems generally associated with competitive heavy-duty models.

4. ACROSS THE BOARD, RAM BENCHMARKS QUALITY — AND

SUPERIORITY. From the get-go, you'll note improved ride and handling, a quality that comes from a wealth of refinements. Reducing the driveshaft mass contributes to improved fuel economy. Road manners? New suspension bushings, new higher front spring rates and higher rebound travel, longer stabilizer bars, and new tuning to the suspension all contribute to Ram's exceptional capability and the deft handling of fully loaded vehicles. And when it comes to work, come to Ram: 2010 Ram 3500 models offer extraordinary towing capability — up to 17,600 lb¹¹ — with maximum payload reaching 5,130 lb.¹¹

5. HUGE TRAILER TOW MIRRORS measure 7x11 inches, nearly the size of a sheet of paper. They're designed for the job, featuring adjustable frames that can be extended outward for maximum visibility. The variety of mirrors in 2010 Ram Heavy Duty can include power, heat, puddle lamps, turn signal lamps and memory.

6. INCREASED FRONT GAWR RATINGS on Ram 4x4 models reach up to 5,500 lb, which translates into increased capability for a wide range of applications, particularly when heavier snowplow blades are needed in snowbelt states.

7. INCREASED STRUCTURAL CAB STRENGTH comes from High-Strength Steel (HSS) reinforcements and new structural inserts integrated into the cab, designed to increase intrusion resistance in frontal offset and side impacts. For 2010 Ram Heavy Duty models, even the windshield pillars and B-pillars have been redesigned to increase overall cab strength.

8. A COMPLETELY SEALED INTERIOR comes from extreme tolerances for fit and finish, the use of expandable applied sealers to fill tiny spaces, expandable baffles and triple-sealed door-cab connections. The result: a nearly airtight and ultra-quiet cabin, with airflow effectively managed through the cab and then out, via proprietary air exhausters in the rear of the cab.

9. THE MULTICHANNEL, FOUR-WHEEL ANTILOCK BRAKE SYSTEM is electronically operated, with the front brakes controlled individually and the rear brakes in tandem. The ABS systems in all 2010 Ram Heavy Duty models include controller antilock brakes; a hydraulic control unit to modulate brakes and prevent wheel lockup, wheel speed sensors, and Electronic Variable Brake Proportioning (EVBP) to balance front-to-rear braking. If all that weren't enough, Ram engineers also took the brake calipers and rotors to extremes. Massive rotors measure greater than 14 inches for uncompromised stopping power.

10. TAILGATE LIFT ASSIST AND BEDRAIL PROTECTION are designed with ease of work in mind. Tailgate Lift Assist is a torsion rod that reduces the effort of opening and closing the tailgate. Bedrail caps are composite covers that help prevent marring and scratching while loading and unloading cargo.

¹¹When properly equipped.



POWER WAGON. CAPABILITY TAKEN TO THE EXTREME.

EXCEPTIONAL JOBS DEMAND AN EXCEPTIONAL TRUCK. When it comes to severe work conditions, no competitive truck comes close to Ram Power Wagon. Built to 2500 weight-class capability, Ram Power Wagon offers class-exclusive^[1] strengths like no other: Standard 5.7-liter HEMI® V8. Electronically locking front and rear differentials. Electronic disconnecting front sway bar. 4.56 to 1 axle ratios, a 180-amp alternator and the capable 12,000-lb capacity WARN® winch round out the numbers. Get more at dodge.com/ram_hd



Ram 2500 Power Wagon in Bright Silver Metallic.

1. SIX TONS OF PULL. Ram Power Wagon defines severe off-road capability. Standard 12,000-lb WARN winch is indispensable on the job, and is mighty handy when helping less capable vehicles out of a jam.

2. FAR BEYOND "JOB-RATED" QUALITY. The ultra-capable Bilstein® gas-charged monotube shock absorbers just aren't listed in the standard equipment of competitive trucks. With Ram Power Wagon, they're standard.

3. THIS ARTICULATES CAPABILITY MOST ELOQUENTLY. Known as either an electronically disconnecting front stabilizer bar or "sway" bar, this asset vaults Power Wagon beyond comparison and average capability. Class-exclusive^[1] this takes you where few others dare: an incredible nine inches of additional articulation let you tackle rocky paths and timber-strewn back roads with ease.

^[1]Based on *Automotive News* classification.



Ram 3500 Mega Cab Laramie in Two-Tone Deep Water Blue Pearl and Light Graystone Pearl.



MEGA. IN SO MANY WAYS.

2010 RAM MEGA CAB® HEAVY DUTY. SURPASSING EXPECTATIONS WITH FLYING COLORS.

One look, and you know it's big news. After all, it boasts the largest interior volume of any pickup out there, with beyond-typical leg room and comfort. But best to look for true mega-capability everywhere. Like power supplied by the tough-as-nails available 6.7-liter Cummins® Turbo Diesel. Like an available 6-speed automatic transmission. Combine them, and start talking mega-towing capability: it peaks at 17,000 lb^[1] Payload under that same configuration is equally impressive: one-and-a-half tons^[1] ready and waiting. Now add Authentic Ram Accessories by Mopar (like a Gooseneck Hitch, which now exceeds previous capability through a brilliant exterior redesign), and you've mastered the language of mega-towing. There's tons to tow — and tons to know. Load up at dodge.com/ram_hd

1. FOLD-FLAT CARGO AREA. When we say mega-capability, we mean it. The interiors of Ram Mega Cab models feature fold-down rear seats, instantly creating a flat surface cargo area to handle large items.

2. BEHIND-THE-SEAT STORAGE BINS. They're ideal for maps and papers — and when you need to conceal valuables, small tools, materials or equipment, it's all literally out-of-sight.

^[1]When properly equipped.



Ram 3500 Mega Cab Laramie in Dark Slate Gray.

Ram 2500 Crew Cab SLT in Brilliant Black Crystal Pearl. Ram 5500 Chassis Cab in Inferno Red Crystal Pearl, with aftermarket flatbed upfit.

THEY SCOFF AT A LIFETIME OF HARD LABOR.



IT'S NOT JUST TOUGH TRUCKS THAT PROVIDE YOUR SUPPORT SYSTEM.

Count on quality — and respect. After all, this is about your business. Custom-created to meet the specialized needs and time frames demanded by business vehicles, **Business Link** dealers nationwide offer an invaluable wealth of business-friendly advantages, like free shuttle services, extended service hours, large service areas for Ram 4500 and 5500 Chassis Cabs — and even free loaners when available.

UNCOMPROMISING SERVICE. **Business Link** in a nutshell: No annual dues or fees. Enrollment at no cost. "Next-Buy-Up" expedited service when your registered vehicles need attention. Free shuttles back to your office or work site when available — and much more.

WE MOVE. YOU EARN. Regular maintenance from a dealer that understands business needs ensures your people are kept on-the-go — so your bottom line stays in the black. This is service and maintenance far beyond the corner garage. Get more at your nearby **Business Link** dealer, or log on to dodge.com/businesslink.

Properly secure all cargo.

2010 RAM 2500/3500 BUYER'S GUIDE

CAB/BED CONFIGURATIONS

All specifications are in inches.



MEGA CAB® WITH 6'4" BOX

Total Length:	248.4	Total Width (DRW):	96.4	Bed Width:	60.4
Total Width (SRW):	79.5	Bed Length:	76.3	Bed Depth:	20.1



CREW CAB WITH 8' BOX

Total Length:	259.4	Total Width (DRW):	96.4	Bed Width:	60.4
Total Width (SRW):	79.4	Bed Length:	98.3	Bed Depth:	20.2



CREW CAB WITH 6'4" BOX

Total Length:	237.4	Bed Length:	76.3	Bed Depth:	20.1
Total Width:	79.5	Bed Width:	60.4		



REGULAR CAB WITH 8' BOX

Total Length:	231.0	Total Width (DRW):	96.4	Bed Width:	60.4
Total Width (SRW):	79.3	Bed Length:	98.3	Bed Depth:	20.2

FEATURES COMMON ACROSS ALL TRIM LEVELS

AIR BAGS ¹¹ — Advanced multistage front and supplemental side-curtain
ASSIST HANDLE — Driver- and passenger-side
BADGING — 4x4 (on 4x4 models only) — Ram's Head
BRAKES — Four-wheel, ABS disc
CLUSTER — Instrument, with tachometer and 120-mph speedometer
CLASS IV HITCH RECEIVER
HEADLAMPS — Automatic
INSULATION — Dash liner — Floor tunnel
POWER ACCESSORY DELAY
RADIO — AM/FM stereo radio with CD player
SEAT BELTS — Front, height-adjustable shoulder
SENTRY KEY® ANTITHEFT ENGINE IMMOBILIZER
SHOCK ABSORBERS — Front, heavy-duty — Rear, heavy-duty
TAILGATE — Removable and lockable
TIP START — Included with all automatic transmissions
TIRE PRESSURE MONITOR (2500 models only)
TIRES — Spare, full-size
TURN SIGNAL — Three-blink lane-change feature
WHEELS — 17"x7.0" steel spare
WINCH — Spare tire carrier
WINDSHIELD WIPERS — Variable-intermittent

PACKAGE DESIGNATIONS	A	C	T	P	H
ENGINE/TRANSMISSION					
5.7L HEMI® V8 WITH VVT (2500 only) 5-Speed Automatic	26A	26G	26T	26P	26H
6.7L CUMMINS® TURBO DIESEL I-6 (2500/3500) 6-Speed Manual	2EA	2EG	2ET	N/A	2EH
6.7L CUMMINS TURBO DIESEL I-6 (2500/3500) 6-Speed Automatic	2FA	2FG	2FT	N/A	2FH
MECHANICAL FEATURES					
ALTERNATOR — 160-amp	•	•	•	•	•
— 180-amp (included with heavy-duty Snowplow Prep Group)	P	P	P	•	P
AXLES — Antispin rear differential (included with Regional Groups) (standard on 3500)	•/O	•/P	O		•/O
AXLE — Tru-Lok® front and rear electronic locking differentials				•	
— 3.42 ratio (Cummins diesel only)	O	O	O		O
— 3.73 ratio	•	•	•		•
— 4.10 ratio (included with TRX 4x4)	O	O	O/P		O
— 4.56 ratio				•	
BATTERY — 730-amp	•	•	•	•	•
ENGINE BLOCK HEATER	O	O	O	O	O
ENGINE COOLING — Heavy duty	•	•	•	•	•
FUEL TANK — 34-gallon (std. with 6-ft 4-in box) — 35-gallon (std. with 8-ft box models)	•	•	•	•	•
SHOCK ABSORBERS — Front, heavy-duty	•	•	•	•	•
— Rear, heavy-duty	•	•	•	•	•
TRANSFER CASE — Manual shift, part-time T-case, 4x4 only	•				
— Electric shift, part-time T-case, 4x4 only		•	•	•	•
SKID PLATE — Front suspension, Power Wagon® 4x4 only.				•	
— Fuel Tank				•	
— Transfer case (4x4 only) (included in Protection Group, std. on TRX4)	P	P	•	•	P
STABILIZER BAR — Front	•	•	•	•	•
— Front, electronically disconnecting				•	
STEERING — Power, rack-and-pinion 4x2 models only	•	•	•	•	•
— Power, recirculating ball (4x4 models only)	•	•	•	•	•
TOW HOOKS — Included with Protection Group and Diesel	O/P	O/P	•	•	O/P
WINCH — Front electric (12,000-lb capacity)				•	
— Tire carrier	•	•	•	•	•
EXTERIOR FEATURES					
BADGING — 4x4 (only on 4x4 models)	•	•			•
— Big Horn (included with Big Horn Regional Group)		P			
— Laramie					•
— Lone Star (included with Lone Star Regional Group, Texas only)		P			
— Ram's Head	•	•	•	•	•
— SLT				•	
— TRX (4x2 only)				•	
— TRX4 Off-Road (4x4 only)				•	
BEDLINER — Under-rail	O	O	O	O	O
BUMPERS — Front, Dark Gray	•				
— Rear, Dark Gray	•				
— Front, Painted Gray				•	
— Rear, Painted Gray				•	
— Front, Chrome		•	•	•	•
— Rear, Chrome		•	•	•	•
FASCIA — Front, headlamp filler Black	•	•	•		
— Front, headlamp filler body-color		•	•	•	
FOG LAMPS — Included with Regional Groups and Popular Equipment Group		P	•	•	•
GRILLE — Chrome surround, Black insert grille	•	•	•	•	•
— Chrome surround, Chrome insert (included with Regional Groups)		P			•
— Body-color surround, Black insert				•	
HEADLAMPS — Halogen	•	•	•	•	•
— Automatic		•	•	•	•
— Quad halogen (included with Regional Groups)		P	•	•	•

PACKAGE DESIGNATIONS	A	G	T	P	H
EXTERIOR FEATURES (CONTINUED)					
LAMPS, EXTERIOR — Cab clearance (included with 3500 DRW models, Optional on 2500/3500 SRW models)	P/O	P/O	O	•	P/O
— Box and rear fender clearance (included with 3500 DRW models)	P	P			P
MIRRORS, EXTERIOR — Manual, Black, Regular Cab only	•				
— Folding trailer tow, manual, Black, Regular Cab only (optional on 2500, standard on 3500 models)	O/•				
— Power, heated, folding, Black, includes exterior courtesy lamps and supplemental turn signal (included with Light Group on TRX and SLT models)		P	P		
— Power trailer tow, heated, folding, Black, includes exterior courtesy lamps and supplemental turn signal (standard on 3500 Crew and Mega Cab® models)	O/•/P	O/•	O	O	
— Power, heated, folding, Black, (included with Power Accessory or Power and Remote Entry Groups on ST Regular Cab models)	P/•	•	•	•	
— Power multifunction, heated, folding, chrome, includes position memory, exterior courtesy lamps and supplemental turn signal					•
— Power multifunction trailer tow, heated, folding, Chrome, includes position memory, exterior courtesy lamps and supplemental turn signal (optional on 2500, standard on 3500 models)					O/•
MONOTONE PAINT	•	•	N/A	N/A	O
PAINT — Two-tone, Includes accent fender flares; lower color is Mineral Gray Metallic on TRX and Light Graystone Pearl on Laramie			•	•	•
PICKUP BOX DELETE — (2500 HEMI models only)	O	O			O
TAILGATE — Locking	•	•	•	•	•
TIRES — LT265/70R17E BSW on/off road, 4x4 only (std. on 2500 models/opt. on 3500 Mega Cab SRW models)		•/O			•/O
— LT285/70R17D BSW all-terrain, (2500 4x4 only)				•	
— LT245/70R17E BSW all-season (2500 only)	•				
— LT245/70R17E BSW on/off road (2500 only)	O				
— LT265/70R17E BSW all-season (2500/3500 SRW only)	•	•	•	•	•
— LT265/70R17E OWL on/off road (2500/3500 SRW models)	O	O	•		O
— LT235/80R17E BSW all-season (3500 DRW models)	•	•	•	•	•
— LT235/80R17E OWL on/off road (3500 DRW models)	O	O			O
— Spare, full-size	•	•	•	•	•
WHEELS — 17"x7.0" steel spare	•	•	•	•	•
— 17" x 7.5" styled steel, painted argent (2500/3500 SRW models)	•				
— 17"x8.0" steel chrome-clad (2500/3500 SRW models)	O	•			
— 17"x8.0" forged aluminum (2500 models)			•	•	
— 17"x8.0" polished forged aluminum (included with Regional Groups) (2500/3500 SRW models)		O/P	O		
— 17" x 8.0" polished aluminum (2500/3500 SRW models)					•
— 17"x6" Argent steel, (3500 DRW models only)	•				
— 17"x6" steel (3500 DRW models only)	O	•			•
WHEELWELL FLARES — Painted Mineral Gray Metallic				•	
— Black				•	
— Light Graystone Pearl				•	
— Body-color					O
WINDSHIELD WIPERS — Variable-intermittent	•	•	•	•	•
INTERIOR FEATURES					
AIR CONDITIONING	•	•	•	•	•
— Dual-Zone Temperature Control					•
ASSIST HANDLE — Driver- and passenger-side	•	•	•	•	•
BEZEL — Center stack, Black	•				
— Center stack, color-keyed		•	•	•	
— Center stack woodgrain insert					•
CLUSTER — Instrument, with tachometer and 120-mph speedometer	•				
— Instrument, with display screen for vehicle information center (EVIC) (included with diesel)	P	•	•	•	•
CONSOLE — Full size floor console (included with front bucket seats)		P	P	P	P
— Overhead		•	•	•	•
— Overhead, with HomeLink® (Included in Light Group)		P	P	P	•

• = Standard equipment. O = Optional. O/P = Optional, with Package. P = Available within package noted in parentheses. N/A = Not Available

PACKAGE DESIGNATIONS	ST REG/CREW	SLT/REG/CREW/MEGA	TRK CREW (2500 ON/LV)	POWER WAGON* CREW (2500 ON/LV)	LARAMIE CREW/MEGA
INTERIOR FEATURES (CONTINUED)	A	G	T	P	H
DIESEL EXHAUST BRAKE — Included with 6.7L Cummins engine	P	P	P		P
DOOR LOCKS — Manual	•				
— Power (included in Power Accessory and Power and Remote Entry Group)	P	•	•	•	•
FLOOR COVERING — Carpet (included with ST Popular Equipment Group)	P	•	•	•	•
— Heavy-duty vinyl	•	O		O	
FLOOR MATS — Front and rear, carpeted (Crew and Mega Cab; included with carpet on ST models)	P	•	•	•	•
— Front, carpeted (Regular Cab; included with carpet on ST models)	P	•	•		
MIRRORS, INTERIOR — Day/night manual	•	•	•	•	•
— Automatic-dimming rearview day/night (included with Light Group and Uconnect™ Phone)		O/P	O/P	O/P	•
— Passenger-side visor with mirror		•	•	•	•
— Illuminated visor passenger and driver-side (included with Light Group)		P	P	P	•
PEDALS — Power adjustable		O	O	O	
— Power adjustable with memory					O
POWER ACCESSORY DELAY	•	•	•	•	•
POWER OUTLET — 12-volt auxiliary	•	•	•	•	•
— 15V-volt auxiliary (included with *GJ,*VL,*Mg,*MJ seats)		P	P	P	•
SEATS — 10-way power driver (incl. with *Mg and *MJ seats)		P	P	P	
— 10-way power driver with memory and 6-way power passenger seats (incl. with *GJ and *VL seats)					•
— Heated, driver and front-passenger, includes heated steering wheel (included with *GJ and *VL seats)					•
— Heated, second row (included with *GJ bucket seats)					P
— Vinyl 40/20/40 split-bench front seat, (Crew Cab models include folding rear bench seat trimmed in vinyl)	•				
— Cloth-trimmed 40/20/40 split-bench front seat featuring Stain Repel [®] fabric with folding center armrest/business console (Crew and Mega Cab models include folding rear bench seat trimmed in cloth) (included with ST Popular Equipment Group)	P	•	•	•	
— Premium cloth-trimmed 40/20/40 split-bench front seat featuring Stain Repel [®] fabric, power 10-way drivers seat, power lumbar adjust, folding center armrest/business console with center seat cushion storage, 115V auxiliary power outlet. Included with Popular Equipment Group (Crew and Mega Cab models include 60/40 split-folding rear bench seat)		O/P	O	O	
— Premium cloth-trimmed low-back bucket seats featuring Stain Repel [®] fabric, power 10-way driver seat, power lumbar adjust, fixed center console, 115V auxiliary power outlet. (Crew and Mega Cab models include 60/40 split-folding rear bench seat trimmed in cloth)		O	O	O	
— Leather-trimmed 40/20/40 split-bench heated front seats with power 10-way/memory for driver and power 6-way passenger seat, power lumbar adjust, front center seat cushion storage and folding center armrest/business console, 115V auxiliary power outlet. (Crew and Mega Cab models include 60/40 split-folding rear bench seat trimmed in vinyl)					•
— Leather-trimmed low-back, ventilated and heated bucket seats, includes power 10-way driver and power 6-way passenger, power lumbar adjust, fixed center console, 115V auxiliary power outlet, heated 2nd row seats on Crew and Mega Cab models. (Crew and Mega Cab models include 60/40 split-folding rear bench seat trimmed in vinyl)					O
SPEED CONTROL — Included with ST Popular Equipment Group	P	•	•	•	•
STEERING — Tilt column	•	•	•	•	•
STEERING WHEEL — 4-spoke, urethane	•	•	•	•	•
— Leather-wrapped with remote audio control buttons. (included with Light Group)		P	P	P	•
— Heated (included with heated seats)					•
STORAGE — Front seat center cushion (included with *Mg or *VL)		P	P	P	•
— Front, behind seat (Regular Cab only)	•	•			
— Rear, behind 2nd-row seat (Mega Cab only)	•	•	•	•	•
— Rear, under-seat compartment (Crew Cab models only)	•	•	•	•	•
— Rear, in-floor storage bins (Crew Cab models only)	•	•	•	•	•
SUNROOF — Power (Crew and Mega Cab models only)		O	O	O	•
THREE BLINK — Turn-signal lane change feature	•	•	•	•	•
TIP START — Included with automatic	P	P	P	P	P

PACKAGE DESIGNATIONS

PACKAGE DESIGNATIONS	ST REG/CREW	SLT/REG/CREW/MEGA	TRK CREW (2500 ON/LV)	POWER WAGON* CREW (2500 ON/LV)	LARAMIE CREW/MEGA
INTERIOR FEATURES (CONTINUED)	A	G	T	P	H
VISORS — Driver and front passenger, with illuminated vanity mirrors (included with Light Group)		P	P	P	•
— Front passenger, with mirror		•	•	•	•
WINDOWS — Manual (Regular Cab only)	•				
— Power, front with driver's one touch down (Regular Cab only) (included with Power Accessories and Power Remote Entry Groups)	P	•			
— Power, front and rear with driver's one-touch down and up (Crew and Mega Cab* models only)	•	•	•	•	•
— Rear backlight, fixed (included with rear defrost on Crew and Mega Cab models)	•	P	P	P	P
— Rear defroster (must have fixed rear window glass)		O	O	O	O
— Rear backlight, sliding (Regular Cab only)	O	•			
— Rear backlight, power sliding (Crew and Mega Cab models only)		•	•	•	•

ENTERTAINMENT SYSTEMS

RADIO — Media Center 130 AM/FM/CD radio with MP3/WMA support, audio jack and Voice Command [®] of radio stations (when equipped with optional Uconnect™ Phone)	•	•	•	•	
— Media Center 430 AM/FM radio with MP3/WMA support, 30GB hard drive with 6,700 song capacity, CD/DVD [®] player, 6.5-inch touch screen SIRIUS [®] Satellite Radio, audio jack and Voice Command [®]		O	O	O	•
— Media Center 730N AM/FM/CD/DVD [®] radio with MP3/WMA support, 6.5-inch touch screen, 30GB hard drive with 4,250 song capacity, SIRIUS Satellite Radio, audio jack, Voice Command, GPS navigation, SIRIUS Real-Time Traffic and Uconnect Phone		O	O	O	O
— SIRIUS Satellite Radio (included with ST Popular Equipment Group)	P	•	•	•	•
— SIRIUS Backseat TV [™] ; included with Rear Seat Video [™] system on Crew and Mega Cab models only		P	P	P	P
— Uconnect Phone — Hands-free calling with Address Sync [™] Bluetooth, *GOOG-411, Voice Command (included with Media Center 730N and 430)	O/P	O/P			•
— Uconnect Web — Internet connection and Wi-Fi HotSpot. Dealer-installed Authentic Ram Accessory by Mopar. Subscription required, sold separately.					
RADIO CONTROLS — Steering wheel-mounted audio controls (included with leather-wrapped steering wheel)		P	P	P	P
REAR SEAT VIDEO SYSTEM — Includes SIRIUS Backseat TV, (not available on Regular Cab)		O	O	O	O
SPEAKER SYSTEM — 6 standard	•	•	•	•	•
— 7 premium speakers (Regular Cab only, included with REN radio)		O			
— 10 premium, amplified speakers including a subwoofer (included with Technology Group)		P	P	P	•

SAFETY AND SECURITY

AIR BAGS [®] — Advanced multistage front	•	•	•	•	•
AIR BAGS [®] — Supplemental side-curtain	•	•	•	•	•
BRAKES — Power-assisted 4-wheel antilock disc	•	•	•	•	•
PARKSENSE [®] — Rear Park Assist System (included with Technology Group)		P	P	P	P
PARKVIEW [®] — Rear Back-Up Camera		O	O	O	O
REMOTE KEYLESS ENTRY — Controls for power door locks, illuminated entry system, panic alarm, includes 2 transmitters (included with Power and Remote Entry Group (fleet only package))	P	•	•	•	•
REMOTE START SYSTEM — Requires automatic transmission		O	O	O	O
SECURITY ALARM		P	P	P	•
ENTRY KEY* THEFT DETERRENT — Engine Immobilizer	•	•	•	•	•
TIRE PRESSURE MONITOR — (2500 models only)	•	•	•	•	•
TRAILER BRAKE CONTROLLER	O	O	•	•	O

PACKAGE GROUPS

CHROME APPEARANCE GROUP — Includes chrome front and rear bumpers, chrome-clad steel wheel					
HEAVY DUTY SNOWPLOW PREP GROUP — Includes 180-amp alternator, transfer case skid plate, (4x4 models only)	O	O	O	O	O
LIGHT GROUP — Includes overhead console, sun visors with illuminated vanity mirrors, rearview auto-dimming mirror, power heated mirrors (TRX4 and SLT only), Universal Garage Door Opener, glove box lamp, underhood lamp, rear dome lamp with on/off switch and leather-wrapped steering wheel (included with Regional Groups)	O/P	O	O	•	

PACKAGE DESIGNATIONS

PACKAGE DESIGNATIONS	ST REG/CREW	SLT/REG/CREW/MEGA	TRK CREW (2500 ON/LV)	POWER WAGON* CREW (2500 ON/LV)	LARAMIE CREW/MEGA
PACKAGE GROUPS (CONTINUED)	A	G	T	P	H
POPULAR EQUIPMENT GROUP — Includes premium cloth 40/20/40 bench seat, fog lamps and OWL tires		O			
POWER ACCESSORY GROUP — Regular Cab only, includes power windows, power door locks and power heated, folding exterior mirrors	O				
POWER AND REMOTE ENTRY GROUP — Regular Cab only, includes power windows, power door locks, power, heated, folding exterior mirrors and remote keyless entry	O				
PROTECTION GROUP — 4x4 models only, includes tow hooks, front suspension and transfer case skid plates	O	O	•	•	O
REGIONAL GROUPS — Lone Star and Big Horn Groups. Includes Light Group, Trailer Brake Control, antispin differential, halogen quad headlamps, fog lamps, chrome grille with chrome inserts, 17"x8" polished forged aluminum wheels and unique badging. (Crew and Mega Cab only)		O			
SINGLE REAR WHEEL GROUP — (3500 models only, standard on Crew Cab short box, optional on Crew Cab long box and Mega Cab models) (not available on Regular Cab)	•/O	•/O			•/O
SMOKERS GROUP — Includes ashtray and cigar lighter	O	O	O	O	O
ST POPULAR EQUIPMENT GROUP — Includes cloth 40/20/40 bench seat, carpeted flooring, speed control, floor mats and SIRIUS Satellite Radio	O				
TECHNOLOGY GROUP — Includes premium 10-speaker system and ParkSense [®] Rear Park Assist System (Crew and Mega Cab models only)		O	O	O	
TRAILER BRAKE CONTROLLER GROUP — Includes trailer brake controller and premium instrument cluster with EVIC. (2500 HEMI [®] only)	O				

ACCESSORY OPTION PACKAGES

— Chrome Tubular Side Steps (included with Chrome Accent Group)	O	O	O		O
— Chrome Accent Package — Chrome Tubular Side Steps, Chrome Fuel Filler Door, Chrome Exhaust Tip (where applicable on single exhaust systems), and Chrome bodyside molding (not available for Regular Cab)	O	O			O
— Chrome Steps/Bed Rail Package — Chrome Tubular Side Steps, and Chrome Bed Rails (available for 6'4" beds)	O	O			O

• = Included. P = Available within package noted in parentheses. O = optional. L = Fleet only option. N/A = Not available.

¹²Always sit properly in the seat with the seat belt fastened. Children 12 and under should always be in a back seat correctly using an infant or child restraint system or the seat belt positioned correctly for the child's age and weight.
¹³Not compatible with all garage door openers. See your retailer for details.
¹⁴Always check entire surroundings before backing up.
¹⁵Not compatible with aftermarket fabric-protecting treatments.
¹⁶In-dash DVD capability not available in all states.
¹⁷Phone must support Bluetooth Phone Book Access Profile (PBAP).

2010 RAM HEAVY DUTY INTERIOR DIMENSIONS

	Regular Cab	Crew Cab	Mega Cab
Head Room F/R (in)	40.3	41.0 / 39.9	41.0 / 40.3
Leg Room F/R (in)	41.0	41.0 / 40.3	41.0 / 43.3
Shoulder Room F/R (in)	66.0	66.0 / 65.7	66.0 / 65.7
Hip Room F/R (in)	62.9	63.2 / 63.2	63.2 / 63.2
Behind Second Row (cu ft)	N/A	N/A	12.1
Total Interior Volume (cu ft)	63.1	125.3	142.65

About this catalog: Since the time of printing, some of the information you'll find in this catalog may have been updated. Ask your dealer for details. Some of the equipment shown or described throughout this catalog is available at extra cost. Specifications, descriptions, illustrative materials, and all competitive comparisons contained herein are as accurate as known at the time this publication was approved for printing. Chrysler Group LLC reserves the right to discontinue models at any time or change specifications without notice or without incurring obligation. All options are required in combination with other options. For the price of the model with the equipment you desire, or verification of specifications contained here, see your local dealer. BusinessLink, Dodge, HEMI, Mega Cab, Mopar, ParkSense, ParkView, Power Wagon, Sentry Key and Tru-Lok are registered trademarks and Rear Seat Video and Uconnect are trademarks of Chrysler Group LLC. Cummins is a registered trademark of Cummins, Inc. SIRIUS service available only in contiguous United States and D.C. Service available in Canada; see siriuscanada.ca. Subscription required after 12-month subscription included with vehicle purchase. Subscriptions governed by SIRIUS. Terms & Conditions available at sirius.com. SIRIUS, XM, and all related marks and logos are trademarks of SIRIUS XM Radio Inc. and its subsidiaries. All rights reserved. Insurance is underwritten by member companies of American International Group, Inc. Bluetooth is a registered trademark of Bluetooth SIG Inc. iPod is a registered trademark of Apple, Inc. All rights reserved. Warn is a registered trademark of Warn Industries, Inc.

MAXIMUM PAYLOAD CAPACITIES

			2500						3500										
			Regular Cab		Crew Cab			Mega Cab*		Regular Cab		Crew Cab			Mega Cab				
			4x2	4x4	SB 4x2	LB 4x2	SB 4x4	LB 4x4	4x2	4x4	4x2	4x4	SB 4x2	LB 4x2	SB 4x4	LB 4x4	4x2	4x4	
AUTOMATIC TRANSMISSION	Engine	GVWR																	
		5.7L HEMI® V8	8,510					1,940											
			8,650	3,160	2,740														
	8,800				3,030	2,860	2,560	2,450	2,570	2,120									
	6.7L Cummins® Turbo Diesel I-6	9,000	2,590	2,250	2,380	2,190					1,980								
		9,600					2,500	2,400		2,140									
		10,100 ^[1]											3,460	3,220	3,130	3,030	3,050	2,670	
		10,500 ^[2]															3,130	2,720	
		11,500 ^[2]										4,750			4,280				
		12,200 ^[2]										5,130					4,760		

			2500						3500										
			Regular Cab		Crew Cab			Mega Cab		Regular Cab		Crew Cab			Mega Cab				
			4x2	4x4	SB 4x2	LB 4x2	SB 4x4	LB 4x4	4x2	4x4	4x2	4x4	SB 4x2	LB 4x2	SB 4x4	LB 4x4	4x2	4x4	
MANUAL TRANSMISSION	Engine	GVWR																	
		6.7L Cummins Turbo Diesel I-6	9,000	2,490	2,140	2,270	2,110			1,910									
			9,600					2,420	2,320	2,070									
			10,100 ^[1]											3,360	3,120	3,050	2,950	2,970	2,590
			10,500 ^[2]															3,060	2,640
			11,500 ^[2]									4,650			4,190				
12,200 ^[2]										5,050					4,680				

Weights given in lb. SB = Short Box LB = Long Box ^[1]Single Rear Wheel only. ^[2]Dual Rear Wheel only.

MAXIMUM LOADED TRAILER WEIGHT (LB)

			2500						3500										
			Regular Cab		Crew Cab			Mega Cab		Regular Cab		Crew Cab			Mega Cab				
			4x2	4x4	SB 4x2	LB 4x2	SB 4x4	LB 4x4	4x2	4x4	4x2	4x4	SB 4x2	LB 4x2	SB 4x4	LB 4x4	4x2	4x4	
AUTOMATIC TRANSMISSION	Engine	Axle Ratio																	
		5.7L HEMI V8	GCWR (lb)																
			3.73	15,000	9,350	8,950	9,100	8,900	8,600	8,500	8,600	8,250							
	4.10		17,000	11,350	10,950	11,100	10,900	10,600	10,500	10,600	10,250								
	6.7L Cummins Turbo Diesel I-6	4.56	17,000					10,300											
		3.42	17,000	10,450	10,100	10,250	10,050	9,750	9,650	9,850	9,400	10,100	9,800	10,200	9,950/ 9,650 ^[2]	9,900	9,800/ 9,400 ^[2]	9,800/ 9,500 ^[2]	9,400/ 9,050 ^[2]
		3.73	20,000	13,450	13,100	13,250	13,050	12,750	12,650	12,850	12,400								
		4.10	20,000	13,450	13,100	13,250	13,050	12,750	12,650	12,850	12,400								
		3.73	21,000									14,100	13,800	14,200	13,950/ 13,650 ^[2]	13,900	13,800/ 13,400 ^[2]	13,800/ 13,500 ^[2]	13,400/ 13,050 ^[2]
		4.10	24,000											17,200	16,950	16,900	16,800	16,800	16,400
	4.10	24,500 ^[1]									17,600	17,300		17,150		16,900	17,000	16,550	
	4.10	25,400 ^[1]									18,500	18,200		18,050		17,800	17,900	17,450	

^[1]DRW only. ^[2]SRW/DRW. ^[3]Late availability —requires Max Tow Package.

			2500						3500										
			Regular Cab		Crew Cab			Mega Cab		Regular Cab		Crew Cab			Mega Cab				
			4x2	4x4	SB 4x2	LB 4x2	SB 4x4	LB 4x4	4x2	4x4	4x2	4x4	SB 4x2	LB 4x2	SB 4x4	LB 4x4	4x2	4x4	
MANUAL TRANSMISSION	Engine	Axle Ratio																	
		6.7L Cummins Turbo Diesel I-6	GCWR (lb)																
			3.42	19,000	12,350	12,000	12,100	11,950	11,650	11,550	11,750	11,300	12,000	11,700	12,100	11,850/ 11,550 ^[2]	11,800	11,700/ 11,350 ^[2]	11,700/ 11,400 ^[2]
3.73	20,000		13,350	13,000	13,100	12,950	12,650	12,550	12,750	12,300									
3.73	21,000									14,000	13,700	14,100	13,850/ 13,550 ^[2]	13,800	13,700/ 13,350 ^[2]	13,700/ 13,400 ^[2]	13,350/ 13,000 ^[2]		

^[1]DRW only. ^[2]SRW/DRW.



5 YEAR/100,000 MILE POWERTRAIN WARRANTY

Transferable. See dealer for a copy of limited warranty. Includes towing to an authorized dealer. Excludes Chassis Cabs.

5-YEAR/100,000-MILE DIESEL ENGINE LIMITED WARRANTY. The Turbo Diesel engines in Ram Heavy Duty are protected by a separate Diesel Engine Limited Warranty, covering the engine for 5 years or 100,000 miles, whichever comes first. See your Ram dealer for complete details.

3/36 BASIC LIMITED WARRANTY. Ram vehicles are covered by a Chrysler Group LLC 3-year or 36,000-mile Basic Limited Warranty. See your dealer for a copy of this limited warranty. Excludes normal maintenance and wear items.

DODGE AUTO INSURANCE. The only insurance guaranteed to repair your vehicle using Authentic Ram Collision Repair Parts by Mopar for as long as you own your vehicle — at rates that are tough to beat. Plus, get up to \$100^[1] in deductible waived when repairs are done at a Ram dealership. For a quote, visit cf.com/insurance or call (877) 244-1531.

^[1]Insurance provided through 21st Century Insurance and Financial Services, Wilmington, DE, managing general agent for the personal lines insurers of American International Companies. ^[2]Coverage features and availability may vary by state.

CHRYSLER SERVICE CONTRACTS. Chrysler has a vested interest in your satisfaction with your new Ram vehicle. Chrysler Service Contracts offer extended service plans to help ensure that you'll enjoy your vehicle for many years down the road — for just wpennies a day. For more information, see your Ram dealer, call (800) 442-2666 or visit www.dodge.com/csc.

MOPAR. Enhance your Ram with Authentic Ram Accessories by Mopar. They're designed specifically for your vehicle, for exceptional fit, finish and performance. Visit your dealership or mopar.com.

Uconnect. With Uconnect, you're always connected — to people, places, music, movies, and the Internet.

SIRIUS® SATELLITE RADIO delivers over 130 channels, including 100% commercial-free music, sports, news, talk, entertainment, traffic and weather. Factory-installed SIRIUS Satellite Radio includes a one-year subscription. For more information, go to sirius.com.

DODGE GOODS. The Dodge Goods catalog is a handpicked collection of items bearing the powerful Dodge name — from Motorsports apparel and collectible die-cast models to the latest in work and ranch wear. It's all found at dodge.com/goods. Call 877-789-DODGE (3634) for a free catalog.

HONORING THOSE WHO SERVE. Chrysler Group LLC proudly supports the members of the U.S. Armed Forces and their families.

BUSINESSLINK. If your business relies on vehicles, **BusinessLink** can save you time, money and hassles. For more, log on to dodge.com/businesslink or call us toll-free at 877-2THELINK (877-284-2643).

