

Jeep®



2007 Jeep® Wrangler and Wrangler Unlimited

Built upon the shoulders of over 65 years
of American legend is everyman's hero:
The all new 2007 Jeep® Wrangler and
four-door Wrangler Unlimited.

For more information, please visit www.jeep.com/wranglers

Jeep is a registered trademark of DaimlerChrysler Corporation
©1995-2006 DaimlerChrysler. All Rights Reserved. For important information, go to jeep.com/privacy

Page 1 of 7

WRANGLER FEATURES



FOUR DOORS

Witness a revolution in a Wrangler. Four doors. All the rugged quality you love, now with added accessibility for up to five passengers-or plenty of packing space with the seats folded down.



REAR SEATS

Standard on the Wrangler four-door is a 60/40-split three-passenger rear seat that easily folds and squats. What's more, rear-seat passengers are treated to 56.7 inches of hip room and 37.2 inches of legroom. Comfortable cruising, indeed.



ROOF SYSTEM

Take customization to the next level-the top. Wrangler four-door model offers a standard Sunrider® soft top and an optional Freedom Top™ three-piece modular hard top. Or choose the Dual Top Group, which includes both. Color choices (keyed to the exterior) are Black or Dark Khaki.

And in the tradition of "more is better," Wrangler four-door models have fifty top and door configurations, plus an additional fourteen combinations with the windshield folded. Choices, choices.

For more information, please visit www.jeep.com/wrangler



REAR HIDDEN STORAGE BIN

Just lift the load floor panel and there it is: the hidden storage bin, perfect for your first aid kit, jumper cables-you name it. And it's secure (when the swing gate is closed and locked, the bin cannot be accessed).



DOORS

Half doors* and full-framed doors-with new features to boot-are now available on Wrangler. As before, each one can be removed† for added versatility and open-air driving pleasure. But you'll notice that the new construction provides much-improved dimensional and structural characteristics, with hot-stamped beams for better impact performance and occupant protection.

*Late availability. †Driving with doors off is for offroad use only.



CRUSH ZONES

A complete system designed to help manage energy impact, Wrangler's crush zones include blow-molded plastic bumpers, tubular rail extensions (they're repairable), and crush cans that manage the energy of frontal impacts of up to 8 miles per hour before the rail extensions deform. Not too shabby.

WRANGLER FEATURES CONTINUED



POWER WINDOWS AND POWER LOCKS

For the first time, power windows are now available on Wrangler. For added security and conveniences, you can lock and unlock your doors with available power locks controlled with the key fob. And rest assured, as is the Wrangler tradition, the doors are still easily removable.

*Driving with the doors off is for off road use only.



ALL-NEW SEAT APPEARANCE

A trailer look-with vertical details in the insert areas. As a styling touch, the cloth fabrics have a circular geometric pattern that complements the interior design.

Three fabric combinations are available: vinyl, cloth and premium YES Essentials® fabric, an easy-care material that repels and releases soil in addition to resisting spills, stains, and odors.

YES Essentials® is a trademark of Milliken & Co.



SWING GATE

Hold your possessions safely in the cargo space- and access them with ease. Just open the swing gate. Its new and improved design is 2.5 inches (63.5 mm) taller and 7 inches (178 mm) wider.

For more information, please visit www.jeep.com/wrangler



ELECTRONIC STABILITY PROGRAM (ESP)

Standard on the Wrangler four-door, ESP* includes hydraulic brake assist, traction control, and Electronic Roll Mitigation (ERM). This system helps you stay on course by applying selective braking and engine control, within the limits of available traction.

*Always drive carefully, consistent with conditions. Always wear your seat belt and obey traffic laws.



ADVANCED MULTISTAGE AIR BAGS

Attention to safety is always a priority. Wrangler uses an advanced air bag system with dual-stage driver and front passenger air bags*. The occupant restraint controller (ORC) and impact sensors at the front of the car determine output appropriate to the level of crash severity.

*Always sit properly in the seat with the seat belt fastened

WRANGLER CAPABILITY



3.8-LITER V6 ENGINE

Quieter. Lighter. Better. Get the power you need, contained in Wrangler's 3.8-liter Overhead Valve 60-degree V6 engine. Its cast-iron construction provides robust performance and durability-with 202 horsepower and 237 lb.-ft. torque. Now maintaining higher torque at speeds above 3400 rpm, allowing for an expanded operating range.



COMMAND-TRAC® 4X4 SYSTEM

The NV241 Gen II Command-Trac® replaces the NV231 unit as standard equipment on four-wheel-drive models (except Rubicon). It continues as a part-time system, where four-wheel drive is not recommended for use on dry pavement.

For added structural stiffness, the main case joint is clamped by 18 bolts, double the previous iteration.



SUSPENSION

For Wrangler drivers and riders, suspension is a key element, especially when you consider off-road action. So we've built it with five-link front and rear suspension. Together they decrease steering wheel movement over rugged terrain and make the vehicle more stable overall.



ROCK TRAC® 4X4 SYSTEM

More control. More torque at the wheels. The NV241OR Rock Trac® two-speed transfer case has been upgraded for 2007. New flanged front and rear output shafts mate with constant velocity joints engineered specifically for the Wrangler four-door Rubicon to meet the demanding durability requirements of an intense off-road vehicle.



IMPROVED RIDE HANDLING

The definition of on-road refinement, Jeep® Wrangler and Wrangler four-door have:

- Frame stiffness increased by 100% in bending and 50% in torsion
- Quieter driving characteristics
- Precise steering
- A 2-inch longer wheelbase
- Advanced shock tuning
- New cross-car steering linkage
- Enhanced Dana 44 rear solid axles (standard on Rubicon and Unlimited)
- Electronic throttle control

For more information, please visit www.jeep.com/wrangler



WRANGLER COLOR OPTIONS



Flame Red⁽¹⁾




Bright Silver Metallic



Rescue Green Metallic




Steel Blue Metallic




Stone White⁽¹⁾




Light Graystone Pearl⁽¹⁾



Jeep Green Metallic



Red Rock Crystal Pearl



Black

⁽¹⁾Not available on Wrangler Sahara or Unlimited Sahara.

Note: Due to occasional printing irregularities, the colors shown may vary slightly from actual hues.



Teton/Caprice Vinyl, Two-Tone seat shown in Medium Khaki, also available in Medium Slate Gray Standard on Wrangler X



Everest/Wallace II Cloth, Two-Tone seat shown in Medium Slate Gray, also available in Medium Khaki Optional on Wrangler X and Wrangler Unlimited X



Canyons/Racine Cloth with YES Essentials[®] Seat Fabric inserts, Two-Tone seat shown in Medium Khaki, also available in Medium Slate Gray Standard on Wrangler Sahara, Wrangler Unlimited Sahara, Wrangler Rubicon and Wrangler Unlimited Rubicon



16-inch Slot Spoke Styled Steel painted Argent Standard on Wrangler X and Wrangler Unlimited X



16-inch Tech Spoke Cast-Aluminum painted Sparkle Silver Optional on Wrangler X and Wrangler Unlimited X



17-inch Moab Cast-Aluminum painted Sparkle Silver Standard on Wrangler Sahara and Wrangler Unlimited Sahara Optional on Wrangler X and Wrangler Unlimited X



17-inch Moab Cast-Aluminum with Machined Face Standard on Wrangler Rubicon and Wrangler Unlimited Rubicon



18-inch Gladiator Cast-Aluminum painted Sparkle Silver Optional on Wrangler Sahara and Wrangler Unlimited Sahara

For more information, please visit www.jeep.com/wrangler

Jeep is a registered trademark of DaimlerChrysler Corporation
©1995-2006 DaimlerChrysler. All Rights Reserved. For important information, go to jeep.com/privacy



WRANGLER STANDARD AND OPTIONAL FEATURES

	2-DR – 4WD					4-DR – 4WD OR 2WD			
	X			SA-HARA	RUBICON	UNLIMITED X		UNLIMITED SAHARA	UNLIMITED RUBICON
	B	C	S	G	R	C	S	G	R
CAPABILITY									
Axle — Next Generation Dana 35 solid rear (included with automatic transmission)	P	P	P	P					
— Next Generation Dana 44 heavy-duty solid rear (included with manual transmission)	P	P	P	P	*	*	*	*	*
— Next Generation Dana 30 solid front	*	*	*	*		*	*	*	*
— Next Generation Dana 44 heavy-duty solid front					*				*
Axle Ratio — 3.21:1	*	*	*	*		*	*	*	
— 4.10:1 (included with Trailer Tow Group or 4-speed automatic transmission)	O/P	O/P	O/P	O/P	*	O/P	O/P	O/P	*
Differentials — Trac-Lok [®] limited-slip rear (requires Dana 44 heavy-duty solid rear axle)		O	O	O		O	O	O	
— Tru-Lok [®] front and rear, electronic remote locking					*				*
— Tru-Lok rear, electronic remote locking ⁽¹⁾		O	O	O		O	O	O	
— Brake lock, front and rear, off-road/on-road	*	*	*	*	*	*	*	*	*
Four-Wheel-Drive System (4WD models only) — Command-Trac [®] NV241 GI, manual, part-time, shift-on-the-fly transfer case	*	*	*	*	*	*	*	*	*
— Rock-Trac [®] NV241 OR, manual, part-time, shift-on-the-fly transfer case					*				*
Powertrain — 3.8L V6 SMPI engine with 6-speed manual transmission	*	*	*	*	*	*	*	*	*
— 3.8L V6 SMPI engine with 4-speed automatic transmission	O	O	O	O	O	O	O	O	O
Rock Rails — Black, painted steel, heavy-duty, protective, body-mounted					*				*
Skid Plates — Protective; fuel tank (2.5-mm), transfer case (3.5-mm) (if equipped), 4-speed automatic transmission (4-mm) (4WD only) (if equipped)	*	*	*	*	*	*	*	*	*
Sway Bar Disconnect ⁽¹⁾ — Electronically controlled, front (requires Tru-Lok rear differential)		O	O	O	*	O	O	O	*
Tow Hooks — 2 front, 1 rear (requires fog lamps)		O	*	*	*	*	*	*	*
Trailer Tow Group — Includes Class II receiver hitch, 4-pin adapter, Dana 44 heavy-duty solid rear axle and 4.10:1 axle ratio (deletes rear tow hook, if equipped)		O	O	O	O	O	O	O	O
EXTERIOR									
Air Dam — Removable, front	*	*	*	*	*	*	*	*	*
Doors — Removable half-framed doors ⁽²⁾ with soft top-style zip-out windows (requires soft top)	O	O	O	O	O	O	O	O	O
— Removable full-framed doors with light-tinted roll-up windows	*	*	*	*	*	*	*	*	*
Fender Flares — Black, molded-in-color	*	*	*	*	*	*	*	*	*
— Body-color, molded-in-color					*	*	*	*	*
Fuel Cap — Locking	O	O	O	O	O	O	O	O	O
Grille — Body-color, painted thermal plastic olefin polymer, stone- and dent-resistant, easy removal for service (only tool required is a dime)	*	*	*	*	*	*	*	*	*
Lamps — Halogen headlamps (9008 bulb), polycarbonate clear lens; impact-resistant	*	*	*	*	*	*	*	*	*
— 2 halogen fog lamps, located in front bumper (requires tow hooks)		O	*	*	*	*	*	*	*
Side Steps — Blow-molded, 2-piece Emma-bond (electromagnetically bonded upper and lower pieces by magnetic resonance withstands stone pecking and will not corrode), textured diamond plate surface pattern, tubular				O	*		O	*	
Tires — P225/75R16 Goodyear Wrangler ST, black sidewall, on-/off-road	*	*				*			*
— P245/75R16 Goodyear Wrangler SR-A, black sidewall, on-/off-road			*			*			*
— P255/75R17 Goodyear Wrangler SR-A, outline white letter (OWL), on-/off-road (included with 17" cast-aluminum wheels)			P	*		P	*		*
— P255/70R18 Bridgestone Dueler A/T RH-S, OWL, on-/off-road (requires 18" wheels)				O			O		*
— LT255/75R17 BFGoodrich [®] Mud Terrain, black sidewall, off-road					*				*
Tops — Soft top; easy-folding; 3-ply sailcloth	*	*	*	*	*				*
— Sunrider [®] Soft Top ⁽³⁾ with sunroof feature; 3-ply sailcloth						*	*	*	*
— Freedom Top [™] 3-piece modular hardtop with rear wiper/washer and rear defroster, full-framed doors and deep-tinted glass; fiberglass		O	O	O	O	O	O	O	O
— Dual-Top Group with Freedom Top hardtop and Sunrider Soft Top in same color with full-framed doors and deep-tinted glass			O	O	O	O	O	O	O

For more information, please visit www.jeep.com/wrangler



WRANGLER STANDARD AND OPTIONAL FEATURES

	2-DR – 4WD					4-DR – 4WD OR 2WD			
	X			SA-HARA	RUBI-CON	UNLIMITED X		UNLIMITED SAHARA	UNLIMITED RUBICON
	B	C	S	G	R	C	S	G	R
INTERIOR									
Air Conditioning ⁽¹⁾ — Manual temperature controls	O	*	*	*	*	*	*	*	*
Console — Mini floor with front and rear cup holders and cubby bin	*								
— Floor with front and rear cup holders, storage bin and armrest (included with automatic transmission)	P	*	*	*	*	*	*	*	*
Floor Mats — Front		O	O	O	O				
— Front and rear						O	O	O	O
Gauges — Compass, temperature and mini-trip display (includes average fuel economy, distance to empty or elapsed time)			*	*	*	*	*	*	*
Lamps — Courtesy, driver-side		*	*	*	*	*	*	*	*
— Dome, rear with on/off switch						*	*	*	*
Power Convenience Group — Power locks, power windows with front one-touch down operation, remote keyless entry system and security alarm (requires full-framed doors)			O	O	O		O	*	O
Radio — AM/FM stereo with CD player and auxiliary jack	*	*	*	*	*	*	*	*	*
— AM/FM stereo with 6-disc CD/DVD changer and auxiliary jack		O	O	O	O		O	O	O
— MyGIG™ Multimedia Infotainment System ⁽²⁾ with AM/FM stereo, CD/DVD, 20GB Hard-Disc Drive (HDD) GPS Navigation, auxiliary jack, USB port, 6.5" touch TFT screen with 65,000 colors (DVD viewing in Park), SIRIUS® Satellite Radio, dual FM tuner, Gracenote® digital music jukebox and media storage				O	O			O	O
Seating, Fabric — Vinyl	*								
— Cloth		*	*			*	*		
— YES Essentials® Seat Fabric				*	*			*	*
Seats Front — 4-way manual height adjuster; driver's		*	*	*	*	*	*	*	*
— Easy-access tip-and-slide; passenger	*	*	*	*	*				
Rear — Fold and Tumble seatback	*	*	*	*	*				
— Split-folding 60/40 with self-articulating head restraints						*	*	*	*
SIRIUS Satellite Radio (includes first year of service) (included with MyGIG Multimedia Infotainment System ⁽²⁾)		O	O	O/P	O/P		O	O/P	O/P
Smoker's Group — Removable ashtray and lighter element	O	O	O	O	O	O	O	O	O
Sound System — 6 speakers	*	*	*			*	*		
— 7 ∞Infinity® speakers including subwoofer and 368-watt high-power amplifier		O	O	*	*	O	O	*	*
Steering Wheel — Leather-wrapped with speed control			*	*	*	*	*	*	*
SAFETY AND SECURITY									
Air Bags ⁽³⁾ — Advanced multistage driver and front-passenger with Occupant Classification System (OCS)	*	*	*	*	*	*	*	*	*
— Supplemental side front-seat-mounted		O	O	O	O		O	O	O
Brakes — 4-wheel disc antilock with on-/off-road calibration	*	*	*	*	*	*	*	*	*
Electronic Stability Program (ESP) ⁽⁷⁾ — Includes Brake Assist, all-speed traction control, Electronic Roll Mitigation and on-/off-road brake lock differentials	*	*	*	*	*	*	*	*	*
Sentry Key® — Antitheft engine immobilizer	*	*	*	*	*	*	*	*	*

* = Included. P = Available within package noted. O = Optional.

⁽¹⁾ Late available option on Sahara and X models.

⁽²⁾ Late availability on Wrangler Unlimited.

⁽³⁾ Late availability on Wrangler 2-door.

⁽⁴⁾ There are special cooling requirements for non factory-installed air conditioning. Failure to follow these requirements may invalidate warranty.

⁽⁵⁾ Late availability.

⁽⁶⁾ Certified to the Federal Regulations that allow less forceful front air bags. Always use seat belts. Children 12 and under should always be in a backseat correctly using an infant or child restraint system, or with the seat belt positioned correctly for the child's age and weight.

⁽⁷⁾ No system, no matter how sophisticated, can repeal the laws of physics or overcome careless driving actions. Performance is limited by available traction, which snow, ice and other conditions can affect. When the ESP warning lamp in the speedometer flashes, the driver needs to use less throttle and adapt speed and driving behavior to prevailing road conditions. Always drive carefully, consistent with conditions. Always wear your seat belt.

For more information, please visit www.jeep.com/wrangler