

CLUB WAGONS BY FORD

Club · Custom · Chateau



Big breakthrough in Club Wagons by Ford

Ford Club Wagons give you the biggest seating and greatest carrying capacities of any station wagon on the road today! For the discerning man or woman who wants real versatility and down-to-earth practicality in a handsome package, these revolutionary fun wagons are the answer.

Stretch-out room for up to 12 adult passengers, unsurpassed load capacity for recreation equipment and luggage, more clear floor area for handling household goods, excellent

carlike handling qualities and luxurious club-car interiors are a few of the many features that describe just how revolutionary Ford Club Wagons are.

Only Ford gives you so much in the industry's most modern compact wagons—the wagons with dozens of better ideas for the family or firm on the move. Check the better ideas below for a dozen reasons why you should own a Ford Club Wagon.

- Roomiest bodies
- Choice of two body lengths



103.5"
Available in 5- & 8-passenger
and 9-passenger w/table models



123.5"
Available in 5-, 8-, 12-passenger
and 9-passenger w/table models

- Choice of two wheelbases
- Choice of three series
- Outside front service center
- Highest capacity chassis components
- Choice of four seating arrangements
- Driver swing-through aisle to passenger area
- Choice of V-8 or Six engines
- Choice of manual or automatic transmission
- Twin-I-Beam front suspension
- Widest front and rear axles

... with four floor plans to fit your specific needs

Ford Club Wagons give more seating capacity in a greater variety of floor plans than any other make of wagon. You can choose seating arrangements for 5, 8 or 12 passengers and 9 passengers w/table. The 5-, 8- and 9-passenger models are



Club Wagon 123 with Camper Conversion
(Two-tone paint option shown includes body side moldings)

Custom Club Wagon

Chateau Club Wagon 123


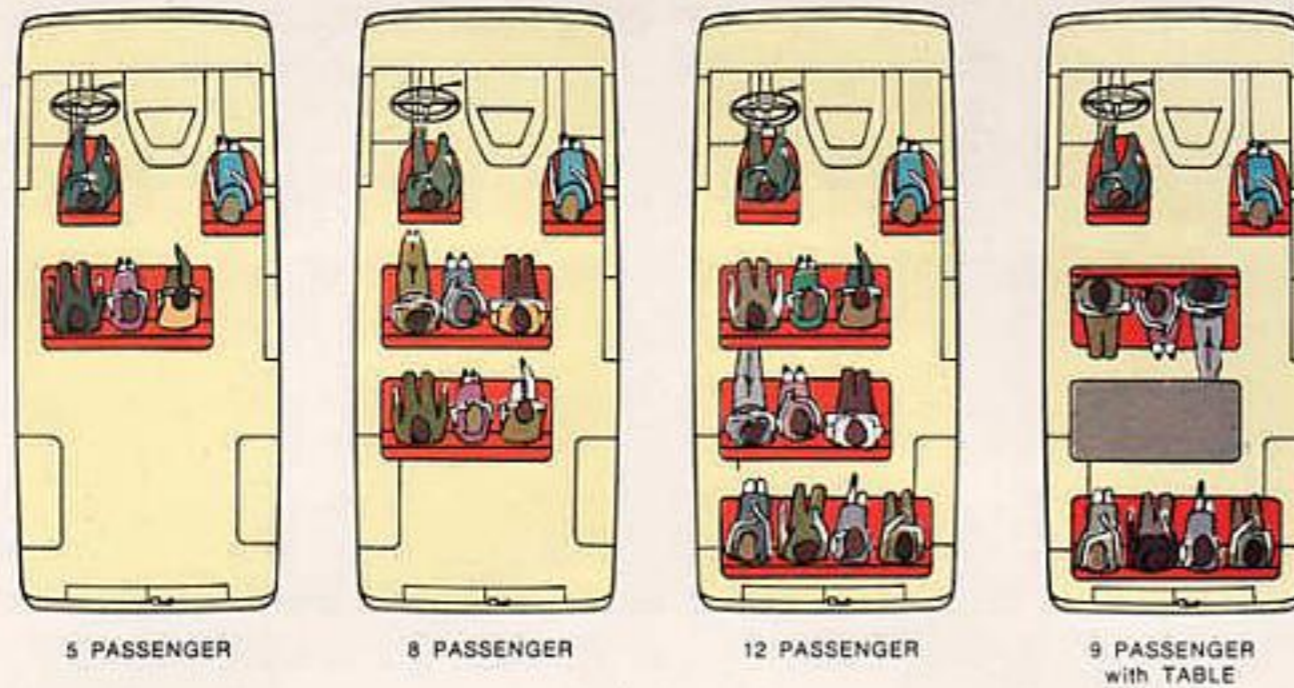
... with newest
ideas in comfort,
convenience
and control!



Outside front service center simplifies checking levels in radiator, battery, brake master cylinder and windshield washer reservoir. Oil dipstick, fill pipe, voltage regulator and windshield wiper motor also are located in the service center. Complete access to the engine is attained by removing cover within vehicle.

available with either a 105.5-in. or 123.5-in. wheelbase. The 12-passenger models require the 123.5-in. wheelbase.

In any size Ford Club Wagon, of course, you can remove the rear seats and have the most loadspace of any wagon in the business! Rear seats can be removed using simple hand tools. Camper conversions, with sleeping accommodations for up to six people, are offered by several manufacturers and are available through your Ford Dealer.



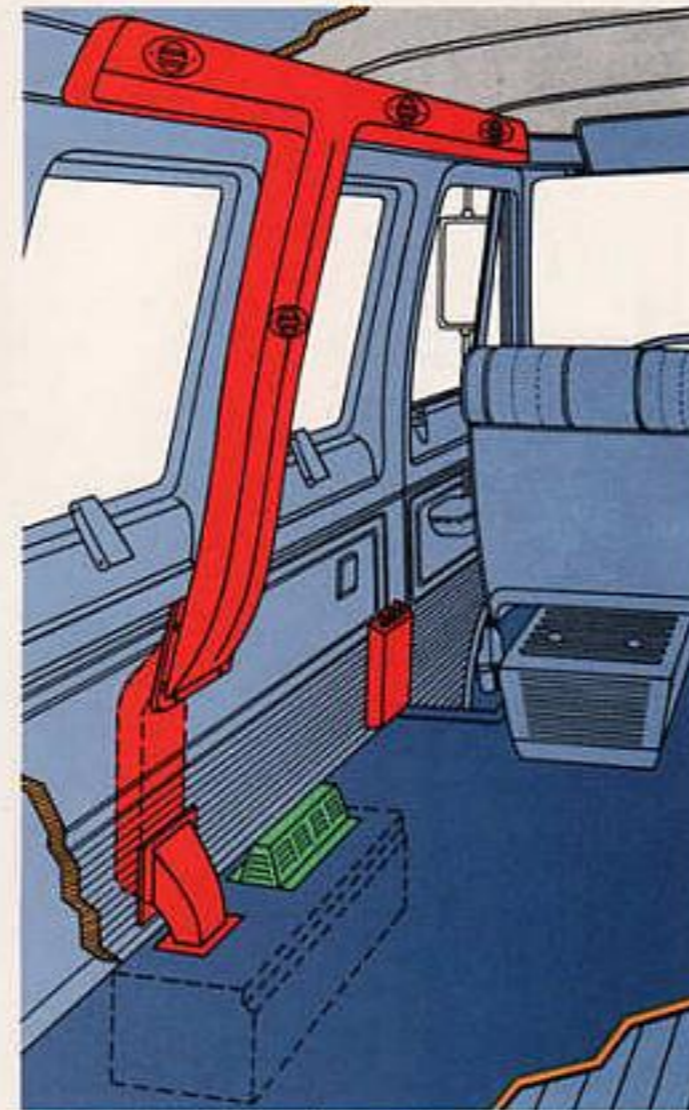
Ford's exclusive Twin-I-Beam front suspension offers a new sense of stability for this type of vehicle. This famous independent wheel suspension, thoroughly proved by over four years' usage in Ford Trucks, features two I-Beam front axles cushioned by coil springs for a smooth ride under all road and load conditions.



SelectShift Cruise-O-Matic option permits fully automatic or manual shifting. "Second hold" feature gives better control on long grades. Standard transmission is fully synchronized in all three forward gears for clash-free shifting.



Auxiliary hot water heater for the rear passengers is located under the first 3-passenger seat. Air flow from this optional high-capacity unit is directed to the rear and sides of the vehicle. The blower control is located under instrument panel.



Factory-installed air conditioner (illustrated with the rear seats removed) features a floor-level air inlet directly above the evaporator for effective cooling. The integrated header duct work along the left side has five outlets with adjustable louvers which permit cool air to be directed toward passengers. Three-speed blower lets you vary the air flow to suit your individual needs. With the evaporator assembly located under the floor, you eliminate the wind resistance and garaging problems encountered with roof-mounted units. Ford Club Wagons retain their clean, uncluttered look! Headlining with a one-inch fiber pad, special foam insulation under floor mats and neoprene-coated fiberglass on sides and rear compartment doors help keep heat out. These insulation items also are available as a package option without the air conditioner.

Choose from three distinctively different interiors

You can select from three basic levels of interior luxury as illustrated below: the standard Club Wagon, the intermediate Custom Club Wagon or the top-of-the-line Chateau Club Wagon. No matter which one of these revolutionary Ford

Club Wagons you choose, you'll find instant comfort and a host of convenience items. Put yourself in the driver's seat and note how all the controls are placed within easy sight and reach. The instrument panel is simplicity itself, yet functionally attractive.

In all Ford Club Wagons, the driver can step from his or her seat directly into the rear passenger area. Front seat passenger can also move into the rear compartment without going outside. The engine no longer blocks the way. Top of padded engine cover is flat with raised edges to permit its use as a handy package tray.



Convenient Driver Controls



Chateau Club Wagon Interior



Custom Club Wagon Interior



Club Wagon Interior

CLUB WAGON FEATURES

Interior: Arm Rests on Front Doors and at Right Side of 3-Passenger Seats • Ash Tray • Black Floor Mat for Front Compartment • Coat Hook • Door Check Straps • Dome Lights • Dual Sun Visors • Padded Dash • Bright Instrument Cluster • Glove Box Door with Lock • Headlining in Front Compartment • Inside Rearview Mirror • Deluxe Seat Belts w/Outboard Retractors. Exterior: Backup Lights • Emergency Lamp Flasher • Dual 5" x 8" Painted Outside Mirrors • Auxiliary Step for Double Side Doors • Rear Reflectors • Side Reflectors at Front and Rear.

CUSTOM CLUB WAGON FEATURES

(In addition to or in place of Club Wagon) Interior: Arm Rests for all Seats • Two Ash Trays in Rear • Color-Coordinated Front and Rear Floor Mats • Four Coat

Hooks • Full-Length Headlining • Custom Trim on Door and Side Panels • Aluminum Scuff Plate at Double Side Doors • Cigarette Lighter • Spare Tire Cover • Horn Ring • Fiberglass Window Garnish Moldings. Exterior: Scuff Pads at Front Door Wells • Bright-Metal Grille • Custom Ornament • Bright-Metal Body Side Moldings, Taillight Bezels and Hub Caps.

CHATEAU CLUB WAGON FEATURES

(In addition to or in place of Custom Club Wagon) Interior: Deluxe Seat Trim • Pleated Vinyl Trim on Door and Side Panels with Simulated Woodgrain Inserts Along Each Side • Full-Length Color-Coordinated Carpeting. Exterior: Chrome Bumpers • Bright-Metal Dual 5" x 8" Outside Mirrors • Bright-Metal Molding Around Windshield and All Windows • Bright-Metal Rear Body Molding • Chateau Ornament.

Optional 302-cubic-inch V-8 provides big power for top performance! This 205-horsepower engine incorporates all the design and construction features that have made Ford the leading V-8 engine builder. Hydraulic valve lifters and silent timing chain keep engine noise level down to that of a whisper. The standard engine is the 150-horsepower, 240-cubic-inch Six.

Ford Club Wagons Make Excellent Station Buses

Ford's better idea for airport, hotel and motel "Courtesy" transports is a roomy, 9-passenger Club Wagon. It carries your guests in luxurious comfort, and all their luggage safely inside, too. Separate, easy-to-reach luggage compartment at rear is over 40 inches deep with sturdy, full-width shelf. You get plenty of room for two- or three-suiters on the floor. Attache cases and other small items can be stowed on shelf without stacking. All baggage is easily accessible from the rear. Opening in bulkhead permits skis or golf bags to project under rear seat.



Ford Club Wagon Chassis Specifications

MODELS	AXLES (Cap'y—lb.)		BRAKES (Size—in.)		SPRINGS (Cap'y @ pad—lb.)		SHOCK ABSORBERS	TIRES No.—Size
	Front	Rear	Front	Rear	Front	Rear		
5-Passenger: Standard—105.5" wb. 123.5" wb. w/HD Package A—105.5" or 123.5" wb. w/HD Package B—105.5" or 123.5" wb. w/HD Package C—105.5" or 123.5" wb.	2500	3050	10 x 2½	10 x 1¾	1060	1125	Frnt. & Rear	5—7.35 x 14 D*
	2750	3300	11 x 3	11 x 2¼	1160	1400	Frnt. & Rear	5—8.25 x 15 B* (D* opt.)
	3300	4800	12 x 3	12 x 2½	1205	1950	HD Frnt. & Rear	5—8.00 x 16.5 8PR
	3300	4800	12 x 3	12 x 2½	1205	2100	HD Frnt. & Rear	5—8.00 x 16.5 10PR
8-Passenger and 9-Pass. w/table: Standard—105.5" wb. 123.5" wb. w/HD Package B—105.5" or 123.5" wb. w/HD Package C—105.5" or 123.5" wb.	2750	3300	11 x 3	11 x 2¼	1160	1400	Frnt. & Rear	5—8.25 x 15 B* (D* opt.)
	3300	4800	12 x 3	12 x 2½	1310	1950	HD Frnt. & Rear	5—8.00 x 16.5 8PR
	3300	4800	12 x 3	12 x 2½	1310	2100	HD Frnt. & Rear	5—8.00 x 16.5 10PR
12-Passenger: Standard—123.5" wb. w/HD Package C—123.5" wb.	3300	4800	12 x 3	12 x 2½	1310	1950	HD Frnt. & Rear	5—8.00 x 16.5 8PR
	3300	4800	12 x 3	12 x 2½	1310	2100	HD Frnt. & Rear	5—8.00 x 16.5 10PR

*Load range B=4PR, D=8PR

Standard Chassis Equipment—240 Six engine w/10-in. clutch, dry-type air cleaner, exhaust emission control system and thermostatically controlled carburetor air intake • 3-speed manual transmission fully synchronized in all forward speeds • 38-amp. alternator and 45 amp-hr battery • 24-gallon fuel tank • dual electric horns • painted front and rear bumpers • fresh air heater and defroster.

Optional Chassis and Body Equipment—11-in. clutch for 240 Six engine • 302 V-8 w/11-in. clutch • 170 Six w/8.5-in. clutch • oil-bath air cleaner • ammeter and oil pressure gauge • 42- or 55-amp. alternator

• 70 amp-hr battery • HD shock absorbers • SelectShift Cruise-O-Matic transmission • white sidewall tires • chrome front and rear bumpers • cigarette lighter • courtesy light switches for all doors • door positioners for all doors • high-output heater and defroster • auxiliary hot water heater for passenger compartment • air conditioner • insulation package • inside body rub rails (for Club Wagon) • tinted glass in windshield and/or tempered glass windows • laminated glass for body windows • AM push-button radio and antenna • inside handle for rear door latch • school bus package for 123.5" wb., 8- and 12-pass. models.

Standard Colors: Wimbledon White, Pebble Beige, Candyapple Red, Coachman Beige, Caribbean Turquoise, Diamond Green, Boxwood Green, Holly Green, Arcadian Blue, Marlin Blue and Chrome Yellow for Club Wagons. Brittany Blue, Coachman Beige and Twilight Green metallic paints plus Wimbledon White, Candyapple Red and Chrome Yellow are available on Custom and Chateau Club. Two-tone paint combinations are available. Selected accent color is applied on roof only or on roof, grille and body area below the side and rear moldings included with this option.

Specifications, descriptions and illustrative material contained herein were as accurate as known at the time this publication was approved for printing. The Ford Division, Ford Motor Company reserves the right to discontinue models at any time or change specifications or design without notice and without incurring obligation. Specifications are applicable to units sold in the United States, its territories and possessions and may vary outside these areas. Some of the vehicle colors and paint combinations illustrated are special order options only. All options and accessories illustrated or referred to as optional or available in this publication are at extra cost. For the price of the model with the equipment you desire or verification of specifications contained herein, see your Ford Dealer.

FORD CLUB WAGONS

