



*Try the wagons
with all the better ideas—
'67 FORD WAGONS*

FORD • FAIRLANE • FALCON





FORD COUNTRY SQUIRE

World's Greatest Wagon Variety!

13 grand-new models...4 spacious sizes...loaded with the better ideas that make Wagons by Ford America's First Choice

Here they are—the finest the wagon world has to offer . . . 13 new wagons by Ford, America's station wagon specialists! Big, luxury-packed Fords, sporty, top-performing Fairlanes, economical Falcons, extra-duty Falcon Club Wagons.

The new Ford wagons are exciting style-setters. Quieter because they are stronger . . . stronger because they are better built . . . with new looks . . . rich interiors . . . loadspace up to 103 cu. ft. A new dual braking system, too, and many other new, standard Ford Lifeguard-Design Safety Features. Country Squire and Country Sedan wagons with dual-facing rear seats offer seating for a family of eight.

There's added convenience, comfort and fun with Ford's host of better ideas, like the Magic Doorgate, standard on Ford and Fairlane, optional on Falcon wagons*; power doorgate window, standard on Ford and Fairlane Squires, optional on all others*.

On most of the wagons by Ford you have such optional features as a multi-speaker Stereo-Sonic Tape System that brings a concert hall right into the car. SelectShift Cruise-O-Matic Drive that goes fully automatic or lets you shift manually when you please. Fingertip Speed Control for highway cruising without the accelerator. SelectAire Conditioning for all-season comfort control. Two kinds of roof racks. Power front disc brakes. Wide new choice of tires, including more durable Radial Ply Tires on Ford wagons, to fit your individual driving needs.

Choose any one of five engine options on Ford wagons . . . from 240-cu. in. Six to 428-cu. in. V-8. Standard on most engines is Synchro-Smooth Drive. It's the *fully* synchronized 3-speed manual transmission that means smoother going in a '67 wagon by Ford!



Lift for more wagon features

*Except Falcon Club Wagons

© 1966 Ford Motor Company, Dearborn, Michigan



FORD COUNTRY SEDAN



FORD RANCH WAGON



DUAL-FACING REAR SEATS



BELOW-FLOOR STORAGE COMPARTMENT

5 Big Ford Wagons— Country Squires • Country Sedans • Ranch Wagon

Ford wagons for '67 carry on the Ford tradition of better ideas and better ways to do the things a wagon is intended to do. Ford's Magic Doorgate is typical. It swings open like a door (see Country Sedan, opposite) for people or close-up cargo loading. And, for lengthy cargo, it lowers like a conventional tailgate (Ranch Wagon, opposite).

Other ideas that make Ford wagons more convenient, more versatile and more fun: rear pillar air deflectors to help keep the rear window clean; quick-converting second seat that unlatches with an easy push-button release; lockable below-floor stowage compartment. And two models, Country Squire and Country Sedan, with dual-facing rear seats carry a family of eight! Power doorgate window is standard on Country Squires (optional on Country Sedans and Ranch Wagon).

When it comes to loadspace, Fords can take aboard an impressive 103 cu. ft. of cargo. You can take 4-foot building panels flat on the load floor or a 10-foot surfboard with the doorgate down as a tailgate.

Adaptability and choice are key words in the '67 Ford wagons. For instance, there's a lavish choice of 14 standard and optional interiors. Standard power team is Ford's 240-cu. in. Big Six with a *fully* synchronized 3-speed that lets you downshift to low under way without gear clash. Beyond that you can choose from four V-8's (up to 428-cu. in.), SelectShift Cruise-O-Matic (automatic or manual shifting as you like), gas-saving Overdrive.

Or load your Ford wagon for luxury with new Comfort-Stream Ventilation (fresh air with windows up!), Stereo-Sonic Tape System . . . a Convenience Control Panel . . . and power all the way—power front disc brakes, power steering, power windows and 6-way power seat!

FORD WAGON HIGHLIGHTS

Wheelbase—119" □ Overall Length—213.9" □ Cargo Volume—up to 103 cu. ft. □ Standard Power Team—240-cu. in. Big Six and Synchro-Smooth Drive (fully synchronized 3-speed manual transmission) □ Featured Options—Comfort-Stream Ventilation □ SelectShift Cruise-O-Matic Drive □ SelectAire Conditioner □ Fingertip Speed Control □ Stereo-Sonic Tape System. (For standard equipment, see page 14; options on pages 8-9.)





FAIRLANE SQUIRE



FAIRLANE WAGON



FAIRLANE 500 WAGON

3 Fairlane Wagons—

Fairlane Squire • Fairlane 500 •

Fairlane

'67 Fairlanes are for the driver who has a new outlook! Perhaps he drove a compact wagon last year. Now he wants a wagon with more size, more style, more luxury . . . more everything. See how well new Fairlane wagons fill the bill, starting off with a lot more comfort and convenience!


Flip down the second seat in these Fairlanes (it's an easy one-handed trick) and there's room to tote 85.2 cu. ft. of cargo . . . and seat three up front comfortably at the same time. Under the rear deck there's a hidden cargo compartment (lockable on the Squire and 500) which holds an extra 8.2 cu. ft. Getting at all that space is duck soup thanks to Fairlane's Magic Doorgate which swings open like a door and down like a tailgate—it's standard equipment, too! Power doorgate window is also standard on Fairlane Squires, optional on other models.

Other standard features include padding on the windshield pillars and steering wheel hub, as well as on the instrument panel and sun visors. Ford's dual braking system is also standard. So are two-speed electric wipers, outside mirror, energy-absorbing arm rests and Ford's new turn signals that signal for highway lane changes too. And a whole lot of other mighty useful Ford-designed wagon features (see list on page 14).

The Squire and 500 models offer choices of four tough, good-looking all-vinyl upholsteries (three for the Fairlane Wagon) and all three models have 15 exterior color choices. Their standard engine is a peppy 200-cu. in. Fairlane Six with Synchro-Smooth Drive. Three V-8's (up to 390 cu. in.) are optional. SelectShift Cruise-O-Matic is another fine Fairlane wagon option. It operates as a manual or an automatic transmission, as you wish. Other options—and there are a lot of them—range all the way from deluxe wheel covers to Stereo-Sonic Tape System. Maybe it's time you joined the drivers who have a new wagon outlook—in a '67 Fairlane!

FAIRLANE WAGON HIGHLIGHTS

Wheelbase—113" □ Overall Length—119.9" □ Cargo Volume—93.4 cu. ft. □ Standard Power Team—200-cu. in. Fairlane Six and Synchro-Smooth Drive (fully synchronized 3-speed manual trans.) □ Featured Options—3 V-8's (up to 390 cu. in.) □ SelectShift Cruise-O-Matic Drive □ Power Doorgate Window □ Third Wagon Seat □ Heavy-Duty Suspension. (For standard equipment, see page 14; options on pages 8-9.)





New Ideas, Better Ideas by the Dozen to Add More Comfort, More Convenience, More Magic to your Ford Wagon

You can design your own *Individual Ford*, Fairlane or Falcon wagon from this long list of 1967 options and accessories: **SelectShift Cruise-O-Matic†** combines the best of automatic and manual shifting, lets you take over for extra control starting on slippery surfaces, in cornering, down-hill braking. **Radios†** (AM and AM/FM models available). All-transistor,

push-button tuning. Speaker centrally mounted in instrument panel for sound balance. (Rear speakers also available.) **Convenience Control Panel*** provides handy control for Power Door Locks (all four doors can be locked at your touch), and lights to remind you to fasten seat belts or warn you when fuel is low, a door ajar, or parking brake is on.



Comfort-Stream Ventilation*
Pulls in a constant volume of outside air with windows closed. Circulation boosted by powerful 3-speed blower. Smoke, stale air exit through front door vents. Adjustable outlets on instrument panel control air distribution.



6-Way Power Seat*
Easy-to-operate seatside controls permit adjustment up or down, forward or back, tilt up or down. This Ford wagon option is particularly appreciated when the car is driven by more than one driver.



Fingertip Speed Control*
Built into turn signal lever. Permits setting your speed (25-80 mph) for "foot-off-accelerator" cruising. Braking, accelerating instantly cancel speed setting. Afterward, "memory" feature resumes your preselected speed.



Stereo-Sonic Tape System**
Over 70 minutes of uninterrupted stereo music. Multi-speaker system (up to three separate speakers) with quick-changing cartridges. Simply snap in a cartridge and listen to your favorite music in full, rich stereo.



SelectAir Conditioner**
For year-round comfort control at your fingertips. Whatever the season, whatever the weather you have plenty of dehumidified air at just the right temperature . . . cool air in summer, warm air for heating, defrosting in winter.



High on the list of the most popular Ford wagon options: **Power Doorgate Window**** for convenient ventilation control while under way. Operates by switch from driver's seat or by key from outside when parked. **Adjustable Roof Rack*** (shown above), one of two types available.

This type has sliding end rails, easily adaptable to any size load. Roof rack with fixed end rails is shown on model illustrations throughout catalog.

*Ford Country Squires, Country Sedans, Ranch Wagon only
 †All wagons
 **All except Falcon Club Wagons

Other Fine Wagon Options

(Available on all except Falcon Club Wagons)

Power Steering (reduces effort up to 85%) □ Power Drum Brakes (cut braking effort in half) □ Magic Doorgate (standard Ford, Fairlane)—cover, pages 4, 7, 10, 11 □ Country Sedan Deluxe Trim—page 3 □ Electric Clock (standard Ford Country Squires) □ Remote-Control Outside Rearview Mirror □ White Sidewall Tires □ Fairlane Third Seat □ Deluxe Wheel Covers (standard Country Squire and Fairlane Squire)—pages 2, 4 □ Four V-8 Engines (up to 428 cu. in.) □ Two Tone Paint (available on Ford Country Sedan and Ranch Wagon and on Falcon Club Wagons) □ Heavy-Duty Battery □ Extra-Heavy-Duty Suspension □ Adjustable Shock Absorbers (available on Ford only) □ SelectShift Cruise-O-Matic Drive □ Power Side Windows (available on Country Squires and Country Sedans only) □ Power Doorgate Window (standard on Ford Country Squires and Fairlane Squire) □ Tinted Windshield □ Tinted Side Glass □ Plus many others.

Special Options Available on Falcon Club Wagons:

Extended Body (boosts cargo capacity over 24%) □ 240-cu. in. Big Six □ Driver's Seat with Folding Back □ Third Row Seat □ Pivoting Rear Door Windows □ Heavy-Duty Package (stronger underbody structure, higher capacity suspension system to carry one-ton payload) □ Auxiliary Heaters (hot water or gasoline) □ Camper Kit Components (wide variety of items which can be purchased separately and installed on any Club Wagon—a few shown on pages 12, 13) □ And many more which your Ford Dealer will be happy to describe to you in detail.

Trailer Towing

For all the information about trailer towing with the '67 Ford Wagons, see your Ford Dealer. He can advise you on the special equipment recommended for towing trailers of all types and sizes. And be sure to ask him for a copy of the 16-page 1967 Ford Car and Truck Recreation brochure. It's filled with all kinds of suggestions and helpful information on the subject.



Shoulder Harness

Across-the-body harness available for driver or front seat passenger. Firmly anchored in roof and floor; self-storing. Designed to be worn in combination with standard or deluxe seat belts.



"Tailored Tires"

You can tailor your Ford wagon's tires to your kind of driving as never before. More sizes . . . more kinds of tires! Radial ply tires, for example. They run cooler for greatly increased tread wear.



Power Front Disc Brakes**


Run cooler, less affected by moisture. Provide an extra measure of fade resistance under severe braking conditions. Examples: descending steep hill or with heavily loaded wagon. (On Falcon, available with V-8's only.)



FALCON WAGON



FALCON FUTURA WAGON



OPTIONAL MAGIC DOOR GATE



FALCON SECOND SEAT

2 Falcon Wagons—

Futura • Falcon

Economy never looked so good! Falcon's magic blend of luxurious looks, sensible size and sizeable savings puts a wagon within reach of even the most economy-minded. These two Falcon wagons are *big* inside. Over 85 cu. ft. of cargo space when the second seat's folded down. Or, with this seat up, you can seat six comfortably and *still* have generous toting room behind. Falcon's long wheelbase (113 inches) and wide-spaced wheels (58 inches) provide excellent road-holding and smooth riding. And the standard 200-cu. in. Six engine is combined with Synchro-Smooth Drive (*fully* synchronized 3-speed manual) to let you downshift under way without gear clash.


Handsomely pleated all-vinyl upholstery for Futura wagons is available in four color choices, or the three color-keyed, all-vinyl upholstery choices for Falcon wagons. Easy-as-pie to handle, the Falcon second seat folds flush in a jiffy.

Especially appealing about Falcon wagons is the number of features they share with the bigger wagons in the Ford line. A dual braking system, for instance. Padding on the steering wheel hub and around the windshield, in addition to the dash and sun visors. An outside mirror and a day/night inside mirror. Cushioned arm rests. Seat belts with front retractors. Lane-change turn signals. All these—and a lot more (see page 14)—are standard on Falcon wagons.

Falcon wagon options include two 289-cu. in. V-8's and the SelectShift Cruise-O-Matic which operates both as a manual, if you want to shift, and an automatic when you don't. Ford's Magic Doorgate which swings open for people and down for cargo is a top-demand option. Power disc front brakes, designed for cooler running (even after repeated hard braking), are less affected by water. You can choose SelectAire Conditioning and a Stereo-Sonic Tape System. See the '67 Falcon Wagon. The savings and satisfaction may be just what you're looking for.

FALCON WAGON HIGHLIGHTS

Wheelbase—113" □ Overall Length—198.7" □ Cargo Volume—85.1 cu. ft. □ Standard Power Team—200-cu. in. Fairlane Six □ Synchro-Smooth Drive (*fully* synchronized 3-speed manual trans.) □ Featured Options—2 289-cu. in. V-8's (200 and 225 hp) □ SelectShift Cruise-O-Matic □ Magic Doorgate □ Power Doorgate Window □ Luggage Rack. (For standard equipment, see page 14; options on pages 8-9.)





FALCON CUSTOM CLUB WAGON



FALCON CLUB WAGON



FALCON DELUXE CLUB WAGON





CAMPER-EQUIPPED FALCON CLUB WAGON



CLUB WAGON WITH EXTENDED BODY OPTION

3 Extra-Duty Falcon Wagons- Deluxe Club Wagon • Custom Club Wagon • Club Wagon

Looking for an ideal outdoor vacation wagon? Or one that will help you on the job and go on vacation with you? Falcon Club Wagons do all this and more. These versatile wagons give you 194 cu. ft. of cargo space. Plenty of room for tents, sleeping bags, fishing tackle . . . the works! And if you want more, Falcon Club Wagons come with an Extended Body Option (shown on the Deluxe Club Wagon) that handles a whopping 242 cu. ft. of cargo.

Out on the open road it's hard to beat a Falcon Club Wagon. It's comfortable, easy to handle and lots of fun to drive. There's a picture-window front view for the driver and full-circle visibility for the passengers. Front and second row seats are standard, third row seats optional to boost seating capacity up to a total of eight.


These wagons with their trim 90-inch wheelbase slip through tight spots. Six big, wide doors permit easy unloading and reloading. And a handy side step retracts automatically when doors close.

When you want a roomy wagon think of Falcon Club Wagons. Think of the economical 170-cu. in. Falcon Six . . . standard on all Club Wagons. For extra power there's the 240-cu. in. Big Six, no slouch on economy either. And think of the standard Synchro-Smooth Drive . . . *fully* synchronized in all three forward gears. New this year is the optional SelectShift Cruise-O-Matic. It shifts automatically, or you can shift it manually for greater control on hills or while trailering.

But the best thing to think about is the money you'll save. Save when you buy with Falcon's low price *and* keep on saving with Ford's Twice-a-Year Maintenance, service-saving features and operating economy. Ford's new Bronco (illustrated on reverse of this flap) in five models—Wagon, Pickup, Roadster, Sport Wagon and Sport Pickup—is another great new vehicle with work-and-play versatility. See the Bronco and get a catalog with the complete Bronco story at your Ford Dealer's!

CLUB WAGON HIGHLIGHTS

Wheelbase—90" □ Overall Length—167.5" (185.5" Extended Body Option) □ Cargo Volume—194 cu. ft. (242 cu. ft. Extended Body Option) □ Power Team—170-cu. in. Falcon Six with Synchro-Smooth Drive (fully synchronized 3-speed manual trans.) □ Featured Options—240-cu. in. Big Six; SelectShift Cruise-O-Matic; tinted glass all around; third passenger seat. (For standard equipment see page 14; options pages 8-9.)



STANDARD EQUIPMENT

Ford Wagons

Ranch Wagon: Power Team—240-cu. in. Big Six and Synchro-Smooth Drive (fully sync. 3-speed man. trans.) □ Choice of 15 New Super Diamond Lustre Enamel Colors; 3 All-Vinyl Interior Trims □ Color-Keyed Carpeting □ Full-Width Seats with Foam-Padded Cushions □ Courtesy Lighting □ Cigarette Lighter, Ash Trays □ Heater-Defroster* □ Curved Side Glass □ Ford's Rear Magic Door-gate □ Lockable Under-Floor Rear Stowage Compartment □ "Air-Washed" Rear Window □ Suspended Accelerator Pedal □ Crank-Adjusted Vent Windows □ Reversible Keys, "Keyless" Locking □ Ford's famous Twice-a-Year Maintenance (back cover) □ Plus all the *Ford Lifeguard-Design Safety Features* listed below.

Country Sedan: Power Team—240-cu. in. Big Six and Synchro-Smooth Drive □ Plus all the above equipment with these variations: Choice of 4 All-Vinyl Interior Trims □ Country Sedan Bright-Metal Exterior Trim.

Country Squire: Power Team—240-cu. in. Big Six and Synchro-Smooth Drive □ Plus all the above equipment with these variations: Trim Choices—6 All-Vinyl, 1 Cloth-Vinyl □ Simulated Wood Body Trim □ Power Door-gate Window □ Electric Clock.

Dual-Facing Rear Seat Models provide increased passenger accommodation (beyond the normal 6-passenger Country Sedan and Country Squire models) with addition of Dual-Facing Rear Seats and Rear Bumper Steps.

Fairlane Wagons

Fairlane Wagon: Power Team—200-cu. in. Fairlane Six and Synchro-Smooth Drive □ Choice of 15 New Super Diamond

Lustre Enamel Colors; 3 All-Vinyl Interior Trims □ Full-Width Seats with Foam-Padded Cushions □ Heater-Defroster* □ Cigarette Lighter and Ash Trays □ Ford's Rear Magic Door-gate □ Roll-Down Rear Window □ Suspended Accelerator Pedal □ Step-On Parking Brake □ Color-Keyed Vinyl-Rubber Floor Mat □ Courtesy Lighting □ Concealed, Under-Floor Rear Stowage Compartment □ Reversible Keys, "Keyless" Locking □ Curved Side Glass □ Ford's famous Twice-a-Year Maintenance (back cover) □ Plus all the *Ford Lifeguard-Design Safety Features* listed below.

Fairlane 500 Wagon: Power Team—200-cu. in. Fairlane Six and Synchro-Smooth Drive □ Plus all the above equipment with these variations: Choice of 4 Pleated All-Vinyl Interiors □ Color-Keyed Carpeting □ Stowage Compartment Lock.

Fairlane Squire Wagon: Power Team—200-cu. in. Fairlane Six and Synchro-Smooth Drive □ Plus all Fairlane and Fairlane 500 Wagon equipment listed above and in addition Squire Simulated Wood Body Trim □ Power Door-gate Window.

Falcon Wagons

Falcon 4-Door Wagon: Power Team—200-cu. in. Fairlane Six and Synchro-Smooth Drive □ Choice of 15 New Super Diamond Lustre Enamel Colors; 3 All-Vinyl Interior Trims □ Full-Width Seats with Foam-Padded Cushions □ Front Arm Rests, Ash Tray □ Heater-Defroster* □ Courtesy Lighting □ Roll-Down Tailgate Window □ Suspended Accelerator Pedal □ Step-On Parking Brake □ Black Vinyl-Rubber Floor and Cargo Area Mats □ Reversible Keys, "Keyless" Locking □ Curved Side Glass □ Ford's famous Twice-a-Year Maintenance (back cover) □ Plus all the *Ford Lifeguard-Design Safety Features* listed below.

Futura Wagon: Power Team—200-cu. in. Fairlane Six and Synchro-Smooth Drive □ Plus all the above equipment with these variations: Choice of 4 Pleated All-Vinyl Interior Trims □ Rear Arm Rests, Rear Ash Tray □ Cigarette Lighter □ Color-Keyed Carpeting □ Color-Keyed Vinyl-Rubber Cargo Area Mat.

Falcon Extra-Duty Wagons

Club Wagon: Power Team—170-cu. in. Falcon Six and Synchro-Smooth Drive (fully sync. 3-spd. man. trans.) □ Choice of 9 Diamond Lustre Enamel Colors; 4 All-Vinyl Interiors □ 3-Spoke Deep-Dish Steering Wheel □ Foam-Cushioned Adjustable Driver's Seat □ Front Passenger Seat □ Second Row Seat □ Lockable Glove Box □ Front Arm Rests, Ash Tray □ Black Vinyl-Coated Rubber Floor Mat □ Dual Horns □ Dome Lights □ Retractable Side Step □ Heater-Defroster* □ Ford's famous Twice-a-Year Maintenance (back cover) □ Plus the *Ford Lifeguard-Design Safety Features* listed below.

Custom Club Wagon: Power Team—170-cu. in. Falcon Six and Synchro-Smooth Drive □ Plus all the above equipment with these variations: Choice of 4 Vinyl-Woven Plastic Interior Trims □ Full-Length Color-Keyed, Vinyl-Coated Rubber Floor Mat □ Full-Length Headlining □ Cigarette Lighter □ White Steering Wheel with Chrome Horn Ring □ Dual Sun Visors □ Bright Hub Caps.

Deluxe Club Wagon: Power Team—170-cu. in. Falcon Six and Synchro-Smooth Drive □ Plus all the above equipment with these variations: Choice of 2 Diamond Lustre Enamel Colors; 2 Pleated All-Vinyl Interior Trims □ Bright-Finish Bumpers □ Bright Body Side Molding with Anodized Aluminum Insert □ Spare Tire Cover.

*See "Prices" on back cover


STANDARD FORD MOTOR COMPANY LIFEGUARD-DESIGN SAFETY FEATURES

Ever since there have been Fords on the American Road, the safety of the people who drive and ride in them has been a primary concern of thousands of people at Ford Motor Company, driving millions of miles on the test track, working millions of man-hours in the laboratory. Some of the latest results of their work are seen in the *Ford Motor Company Lifeguard-*

Design Safety Features listed here. These features help reduce the likelihood of injury in case of an accident, but you can accomplish the most important job of all—preventing an accident. By obeying traffic laws at all times and developing alert, defensive driving habits, you can best protect yourself and your family against unsafe conditions on the road.



Double-Yoke Safety Door Latches and Safety Hinges are strong, tight-gripping to help keep doors closed in event of impact. (Safety-Rotor type on Club Wagons.) As an added precaution, Positive Door Lock Buttons must be raised before door handles will operate and doors can be opened.



Impact-Absorbing Steering Wheel with Deep-Padded Hub adds importantly to driver's safety. On left side of steering column is Turn Signal Lever with Lane-Changing Signal Feature to indicate movements from one lane to another. On right side of column is 4-Way Emergency Flasher switch.

1967 FORD WAGON ENGINES AND TRANSMISSIONS

Engines

(see chart for availability)

170-cu. in. Falcon Six—105 hp; 3.50" bore x 2.94" stroke; 9.1 to 1 comp. ratio; reg. fuel; auto. choke.

200-cu. in. Fairlane Six—120 hp; 3.68" bore x 3.13" stroke; 9.2 to 1 comp. ratio; 7 main bearings. Otherwise same as 105-hp Six above.

240-cu. in. Ford Big Six—150 hp; 4.00" bore x 3.18" stroke; 9.2 to 1 comp. ratio; 7 main bearings; reg. fuel; auto. choke.

289-cu. in. Challenger V-8—200 hp; 4.00" bore x 2.87" stroke; 9.3 to 1 comp. ratio; reg. fuel; 2-barrel carb.; auto. choke.

289-cu. in. Challenger Special V-8—225 hp; 4.00" bore x 2.87" stroke; 9.8 to 1 comp. ratio; 4-barrel carb.; prem. fuel. Other specifications same as Challenger V-8 above.

390-cu. in. Thunderbird V-8—270 hp; 4.05" bore x 3.78" stroke; 9.5 to 1 comp. ratio; reg. fuel; 2-barrel carb.; auto. choke.

390-cu. in. Thunderbird Special V-8—315 hp; 4.05" bore x 3.78" stroke; 10.5 to 1 comp. ratio; prem. fuel; 4-barrel carb.; auto. choke.

*200 hp in Fairlane Wagons

428-cu. in. Thunderbird 428 V-8—345 hp; 4.13" bore x 3.98" stroke; 10.5 to 1 comp. ratio; prem. fuel; 4-barrel carb.; auto. choke.

CAPACITIES: Fuel 14 gal. (Club Wagons), 20 gal. (other wagons); Oil 4.5 qt. (Falcon, Fairlane Sixes), 5 qt. (other engines); Cooling System plus Heater 9.5 qt. (Falcon, Fairlane Sixes), 13 qt. (Big Six), 15 qt. (289 V-8), 20.5 qt. (other V-8's).

ENGINE FEATURES: 6000-mile (or 6-month) full-flow oil filter, dry-type air cleaner; year-round 190° thermostat; 12-volt electrical system; 42-amp. alternator; 54-plate, 45 amp-hr battery (56-plate, 55 amp-hr with 270- and 315-hp V-8's and Cruise-O-Matic); weatherproof ignition with constant-resistance wiring and air-cooled breaker points; positive-engagement starter; aluminum muffler.

Transmissions

(see chart for availability)

Clutches—Semi-centrifugal design, single disc, dry plate, thick facings. Clutches for each wagon are custom tailored to meet the requirements of the engine specified.

Synchro-Smooth Drive—The ease and smoothness of full synchronized manual shifting in all forward gears; clash-free downshifting to low even while under way.

Overdrive—Conventional 3-speed manual transmission with automatic 4th gear which cuts in above 28 mph, cuts out below 21 mph (approx.). Downshift to direct for brisk passing by flooring accelerator.

Cruise-O-Matic Drive—Three forward ratios, one reverse. Features Ford's new SelectShift quadrant (P-R-N-D-2-1) which gives you the choice of driving fully automatic or shifting manually through the gears. Effective engine braking in low gear (1).

FORD WAGON POWER TEAMS

	STANDARD ENGINES				OPTIONAL ENGINES			
	170 cu. in. Falcon Six	200 cu. in. Fairlane Six	240 cu. in. Big Six	289 cu. in. Challenger V-8	289 cu. in. Challenger Spec. V-8	390 cu. in. Thunderbird V-8	390 cu. in. Thunderbird Spec. V-8	428 cu. in. Thunderbird 428 V-8
FORD WAGONS			S*,C,O	S*,C,O		S*,C	S*,C	C
FAIRLANE WAGONS		S*,C		S*,C,O		S*,C	S,C	
FALCON WAGONS		S*,C		S*,C	S*,C			
FALCON CLUB WAGONS	S*,C		S*,C					

Transmission Key:


S—Synchro-Smooth Drive (full sync. 3-spd. man.)
C—Cruise-O-Matic Drive O—Overdrive

*Standard engine or transmission, all others optional

FORD WAGON DIMENSIONS

	Length (overall)	Width	Height	Wheel-base	Treads (front-rear)	Curb Weight (approx.)	
						Rear Wagon Country Sedan Country Squire	4055 lb. 4110 lb. 4155 lb.
FORD WAGONS	213.9"	79"	56.9"	119"	62"-62"		
FAIRLANE WAGONS	199.8"	74"	56.2"	113"	58"-58"	Fairlane Wagon Fairlane 500 Wagon Fairlane Squire	3340 lb. 3350 lb. 3355 lb.
FALCON WAGONS	198.7"	74"	56.2"	113"	58"-58"	Falcon Wagon Futura Wagon	3170 lb. 3180 lb.
FALCON CLUB WAGONS	167.5"	75.8"	75"	90"	60"-60"	Club Wagon Custom Club Wagon Deluxe Club Wagon	2880 lb. 2980 lb. 3020 lb.
	Loadspace Length* (tailgate up/down)		Loadspace Width (widest point/between wheelhousings)		Rear Opening (height x width)	Cargo Volume (total in cubic feet)	
	7.8 ft.	9.5 ft.	61.7"	48.6"			29.8" x 53.8"
FORD WAGONS							
FAIRLANE WAGONS	7.4 ft.	9.1 ft.	59.3"	42.6"	29" x 51.7"	93.4**	
FALCON WAGONS	7.4 ft.	9.1 ft.	59.1"	44.8"	29" x 51.7"	85.1	
FALCON CLUB WAGONS	8.9 ft. (doors closed)		67.2"	48.2"	46.8" x 49.2"	194	
Extended Body Option	10.4 ft. (doors closed)		67.2"	48.2"	46.8" x 49.2"	242	

*With front seat in rearmost position. †Include below-floor compartments of 11.7 and 7.6 cu. ft. respectively in 6-passenger and dual-facing rear seat models. **Includes below-floor compartment of 8.2 cu. ft.



Dual Hydraulic Brake System with Warning Light. Dual master cylinder plus separate lines to front and rear brakes provides extra protection. In event one line is damaged, other remains to provide partial braking while red light on instrument panel warns driver of need for service.



Thick-Laminate Safety Plate Glass Windshield offers greater protection. New Padded Windshield Pillars on either side, Padded Sun Visors overhead and Padded Instrument Panel combine to provide added protection for the driver and passengers in the front seat.

OTHER STANDARD LIFEGUARD-DESIGN SAFETY FEATURES INCLUDE:

Front and Rear Seat Belts • Front Seat Belt Retractors † • Outside Mirror • Day/Night Inside Mirror with Shatter-Resistant, Flexible-Backed Glass and Breakaway or Double-Pivot Support † • Windshield Washers • Two-Speed or Variable-Speed Windshield Wipers • Backup Lights • Front Seat Shoulder Harness Anchors • Safety Rim Wheels † • Folding Seat Back Latches † • Corrosion-Resistant Brake Lines • Safety-Designed Instrument Panel and Controls • Uniform Shift Quadrant • Reduced Glare Instrument Panel and Wiper Arms and Blades • Energy-Absorbing or Impact-Distributing Arm Rests †.

†Not included on Club Wagons; inside mirror not day/night type.