



New Territories in Luxury.



LINCOLN  
MARK LT



## Rule luxury with an iron fist.

Lavish luxury. Unyielding strength. Other automakers have tried to bring these disparate elements together. Leave it to Lincoln to be the first to succeed. Long synonymous with the ultimate in luxury, the Lincoln star is now emblazoned on a shining suit of armor that takes luxury as far as you want to go. In this new territory, incredible refinement and exceptional power coexist in complete harmony. On the streets of New York. The vineyards of California. The fields of Texas. And all places in between. The confidence to go wherever you choose is now being served – on a silver platter. Introducing the all-new 2006 Lincoln Mark LT.

TRAVEL WELL... ANYWHERE





Lincoln Mark LT in Black with available 18" chrome-aluminum wheels, running boards and chromed bed-rail bars.



SOPHISTICATED STRENGTH





## All that glitters is bold.

Massive waterfall grille. Brilliant chrome stretching as far as the eye can see. Available sparkling 18" chrome-aluminum wheels. From every angle, there's a polished perfection to the rich, visual presence of the 2006 Lincoln Mark LT. Most striking is the distinct chromed lower band that runs front to rear, adding style and sizzle to the Mark LT profile. Wide taillamps and a chrome roll-tip exhaust complete the look from the rear. Available chromed bed-rail bars add even more eye-catching distinction, announcing your arrival in true Lincoln style.

YOUR SHINING ARMOR ARRIVES



Lincoln Mark LT in Black with available 18" chrome-aluminum wheels, chromed bed-rail bars and chromed step bars.



Lincoln Mark LT leather-trimmed seats in Dove with Black piping.



Material wealth.



Luxury is defined not by the way something feels, but by the way it makes you feel. Get used to feeling complete satisfaction in an interior as inviting as Lincoln Mark LT. With 4 full-size doors that open wide for easy entry and exit, up to 5 people can enjoy leather-trimmed seats and luxurious accommodations. Dual reclining seats cradle front-row occupants, while a 60/40 split flip-up seat with folding armrest brings up the rear. There are power windows for front- and rear-seat passengers, while an available power moonroof lets the sun in. In Mark LT, everyone travels in the unparalleled luxury and comfort of all that is Lincoln.



Real Ebony wood and warm steel accents add richness to Mark LT's instrument panel, while two-tone leather wraps the steering wheel.



The height of luxury.

At Lincoln, only the finest materials and finishes are selected, like the warm steel accents, rich Ebony wood and premium leather trim that fill Mark LT's interior with sophistication and elegance. For the ultimate in comfort, front-row seats are heated, while duplicate controls for the audio and climate control systems can be operated from the steering wheel. A flow-through center console (shown at right) houses covered storage, a leather-wrapped floor shifter and front and rear cupholders.





LINCOLN

LINCOLN



# Make your mark.

Lincoln Mark LT sets a new benchmark for luxurious, capable style. Enter through any of its 4 full-size doors and your refuge awaits, crafted of only the finest materials. The embossed Lincoln star on the carpeted floor mats and firm, supportive front-row seats ensure that your every sense will be more than satisfied. Heated front seats that melt away the chill only confirm it. Elegant stitching graces the Light Parchment (shown below) or Dove leather-trimmed seats, which are accented by contrasting piping – an international symbol of luxury. It's a theme carried over to the lid of the flow-through center console, which features covered storage and front and rear cupholders. For your listening pleasure, an Audiophile Sound System with 6-disc in-dash CD changer is MP3-compatible.

Up above, Mark LT's class-exclusive\* Overhead Rail Storage System houses front and rear reading lights and a storage bin module. Its innovative design allows for snap-in accessories that help you configure and customize it to meet your every need. Rear-seat passengers would appreciate it if you started with the available Rear-Seat DVD Entertainment System, which includes a DVD player, 7" flip-down LCD screen, rear-seat audio controls, handheld remote control and 2 wireless headphones. Video and audio jacks even allow rear-seat passengers to connect gaming systems and other electronic equipment.

Wherever you're sitting, Mark LT sets new standards in function – and comfort. So whether you tow, haul or take some less-traveled roads, you can relax, enjoy and revel in Mark LT's powerful performance and true Lincoln luxury.

\*Luxury Pickup Truck class.





# Lincoln Commitment<sup>SM</sup>

A LUXURY VEHICLE DESERVES AN EQUALLY SUPERIOR LEVEL OF SUPPORT AND SERVICE. WE HAVE YOU COVERED ON ALL COUNTS. COMPLIMENTARY MAINTENANCE MAKES DRIVING YOUR LINCOLN MARK LT EVEN MORE OF A PLEASURE. SIMPLY BRING IT TO AN AUTHORIZED LINCOLN SERVICE CENTER, AND SCHEDULED MAINTENANCE WILL BE PERFORMED AT NO CHARGE THROUGHOUT YOUR FIRST YEAR OF OWNERSHIP OR 12,000 MILES, WHICHEVER COMES FIRST.

A 4-YEAR/50,000-MILE BUMPER-TO-BUMPER NEW-VEHICLE LIMITED WARRANTY COVERS REPAIR, REPLACEMENT OR ADJUSTMENT OF PARTS AT NO ADDITIONAL COST. AND ROADSIDE ASSISTANCE FOR THE SAME TIME PERIOD PROVIDES ADDITIONAL PEACE OF MIND. YOUR LINCOLN MERCURY DEALER WILL PROVIDE COMPLETE DETAILS ON ALL OF THE PRIVILEGES THAT COME WITH OWNING A LINCOLN.

## LINCOLN RESOURCES AND SERVICES



**FORD CREDIT** Get the ride you want. Whether you plan to lease or finance, you'll find the choices that are right for you at Ford Credit. Ask your Lincoln Mercury Dealer for details or check us out at [fordcredit.com](http://fordcredit.com)

**LINCOLN PERSONAL CONSULTANT** To ensure we're offering our customers the best service possible, just visit our Web site at [Lincoln.com/pc](http://Lincoln.com/pc) and one of our manufacturer's representatives will help with anything from price quotes to product features to arranging a test drive at your local Lincoln Mercury Dealer – at no cost or obligation.

**FORD MOTOR COMPANY INSURANCE SERVICES** Choose the insurance program that's designed for your vehicle – Ford Motor Company Insurance Services. Our program helps you receive the rates and service you deserve. Call 877.367.3847 or visit us at [fordvip.com](http://fordvip.com) for a no-obligation quote. Insurance offered by American Road Services Company (in CA, American Road Insurance Agency), a licensed agency and subsidiary of Ford Motor Company.

**FORD EXTENDED SERVICE PLAN** For a purchase or lease, the Ford Extended Service Plan (ESP) gives you "Peace-of-Mind" protection designed to cover key vehicle components and protect you from the cost of unexpected repairs. Ask your Lincoln Mercury Dealer for an ESP backed by Ford Motor Company and honored at all Ford and Lincoln Mercury dealerships.

Lincoln Test Drive 888.566.8888

Customer Assistance 800.521.4140

Roadside Assistance 800.241.3673

Visit [Lincoln.com](http://Lincoln.com)

## GENUINE LINCOLN ACCESSORIES

A host of Genuine Lincoln Accessories allow you to personalize Lincoln Mark LT and make it your own. They include:

**CHASSIS** 18" Chromed Wheels • Hitch Assembly • Hitch Balls • Hitch Drawbars • Hitch Receiver Cover • Wheel Locks

**ELECTRICAL** Hands-Free Jumper Harness • Mobile-Ease<sup>SM</sup> Hands-Free Communication System • DVD Rear-Seat Entertainment System • Remote Start • Vehicle Security System

**EXTERIOR** Bed Extender Kit (A) • Bedliner with Tailgate Liner (B) • Chrome Bug Shield • Smoke-Colored Bug Shield • 5" Chrome Step Bars (C) • Front-End Cover • Side-Window Deflectors • Sport Liner<sup>SM</sup> • Boxtop Hard Tonneau Cover • Snapless Soft Tonneau Cover

**INTERIOR** All-Weather Floor Mats • First-Aid Kit • Highway Safety Kit • Overhead Rail Storage System Bins and Accessories



LINCOLN MARK LT

See your dealer for these and other great Lincoln Dealer-installed accessories or visit [lincolnaccessories.com](http://lincolnaccessories.com)



EXTERIOR PAINT COLORS AND LEATHER SWATCHES



Black



Dark Toreador Red Metallic



Arizona Beige Metallic



Silver Metallic



Dark Shadow Grey Metallic



Dove with Black piping



Light Parchment  
with Espresso piping

WHEELS



- |   |                                    |           |
|---|------------------------------------|-----------|
| A | 18" 7-spoke machined cast-aluminum | Standard  |
| B | 18" 8-spoke chrome-aluminum        | Available |

Lincoln Mercury reserves the right to change product specifications at any time without incurring obligations. Colors are representative only. Please see your Lincoln Mercury Dealer for actual paint/trim options.



# Tow over 4 tons. And pass the Beluga.

While its powerful capability and full functionality may surprise you, its gleaming chrome and refined elegance certainly won't. With the introduction of the all-new 2006 Lincoln Mark LT, there's a muscular new strength to legendary Lincoln luxury and attention. Named the #1 Nameplate in Customer Satisfaction with Dealer Service\* by J.D. Power and Associates, Lincoln has long crafted luxury vehicles that exceed your expectations. Over the years, you've trusted Lincoln to deliver on the finer things. Now trust us to tow up to 8900 lbs. of your finest things. Mark LT has the power. Not to mention the prestige.

\*J.D. Power and Associates 2004 Customer Service Index (CSI) Study.  
Study based on 97,204 consumer responses. www.jdpower.com

5.5' CARGO BED  
4 FULL-SIZE DOORS



Lincoln Mark LT in Black with available 18" chrome-aluminum wheels, running boards, chromed bed-rail bars, trailer tow Package and 1941 Lincoln Zephyr in low.



## The absolute power of 8 figures.

At the core of Mark LT capability is the effortless strength of a 5.4L 3-valve V-8 engine. An impressive 300 hp and 365 lb.-ft. of torque give you the luxury of passing with confidence and the capability of towing your most precious cargo. Thanks to its free-breathing 3-valve head design, Mark LT's V-8 delivers optimal horsepower and outstanding low-end torque. The only engine in its class\* to employ efficient 3-valve technology, it's mated to an electronic 4-speed automatic transmission with overdrive and Electronic Throttle Control (ETC). Drive-by-wire ETC responds accurately to your throttle inputs to provide smooth, seamless acceleration.

Lincoln Mark LT takes luxury as far as you want to go. To the water with up to 8900 lbs. of towing capacity (4x2 models, when properly equipped). Over the trail with available 4x4 capability. And around the corner with a cargo bed and available extender that let you transport anything from an antique armoire to an oversized sculpture. Whatever the situation, Mark LT is rich in the things that matter to you.

\*Luxury Pickup Truck class.

### 3-VALVE-PER-CYLINDER TECHNOLOGY

V-8 ENGINE 3-VALVE-PER-CYLINDER HEAD DESIGN  
SQUEEZES ALL THE ENERGY OUT OF EACH COMBUSTION EVENT  
PROVIDES OPTIMAL HORSEPOWER AND LOW-END TORQUE






LBS. MAX. PAYLOAD

1620

LIKE EVERY LINCOLN, MARK LT IS BUILT ON ROCK-SOLID UNDERPINNINGS. BENEATH ITS GLEAMING EXTERIOR IS A MARVEL OF STRUCTURAL STEEL. A FULLY BOXED FRAME WITH HYDROFORMED FRONT SECTION, THROUGH-RAIL JOINT WELDS ON THE REAR FRAME CROSSMEMBERS AND STRONG BODY MOUNTS PROVIDE THE ARCHITECTURE FOR EXTRAORDINARY STIFFNESS AND TORSIONAL RIGIDITY. THE COIL-OVER-SHOCK FRONT-SUSPENSION DESIGN COMBINES WITH UNIQUE, OUTBOARD-MOUNTED REAR SHOCK ABSORBERS TO HELP DELIVER OUTSTANDING CONTROL AND A PLEASANT RIDE WITHOUT COMPROMISING CAPABILITY. LINCOLN MARK LT ENSURES THAT YOU TRAVEL WELL – WHEREVER YOU MAY CHOOSE TO GO.



FULLY BOXED FRAME WITH HYDROFORMED FRONT SECTION  
CRADLES THE FRONT SUSPENSION AND POWERTRAIN  
OFFERS EXTRAORDINARY STIFFNESS AND TORSIONAL RIGIDITY






A diamond  
for the rough.

1] DOUBLE-WISHBONE FRONT SUSPENSION

2] POWER RACK-AND-PINION STEERING

IN LINCOLN MARK LT, LUXURY IS SERVED ON ALL ROADS – PAVEMENT AS WELL AS COBBLESTONE. WHEREVER YOU FIND YOURSELF, POWER RACK-AND-PINION STEERING MAKES IT EASY TO MANEUVER MARK LT INTO TIGHT SPACES.








### 3] OUTBOARD-MOUNTED REAR SHOCKS

PLACING THE REAR SHOCK ABSORBERS OUTSIDE THE FRAME RAILS IS AN ENGINEERING DESIGN ELEMENT THAT CONTRIBUTES TO MARK LT'S IMPECCABLE ROAD MANNERS. WHILE IT'S MORE THAN CAPABLE OF TAKING YOU TO NEW TERRITORIES OF LUXURY, THE PLACEMENT OF THESE SHOCK ABSORBERS IS A SMALL BUT SUBSTANTIVE REMINDER THAT, AT HEART, MARK LT IS 100-PERCENT LINCOLN.


### 4] 4-WHEEL DISC BRAKES WITH ABS

As a Lincoln, only the finest materials are to be found. At all 4 corners, high-friction, semi-metallic lining material helps Mark LT's brakes provide smooth control and precise stopping power. An Anti-lock Brake System (ABS) is essential for control under emergency or heavy braking conditions. Electronic Brake Force Distribution (EBD) manages the rear brakes to help ensure maximum capability under heavy load conditions. When it comes to transporting your finest possessions, you know that Lincoln will see you through.

- EXEMPLARY AXLE MOVEMENT CONTROL
- MINIMAL BODY LEAN
- REMAINS ON TRACK
- EXCELLENT CORNERING CONTROL
- SURE-FOOTED STANCE







## Put your valuables in a strongbox.

The all-new Lincoln Mark LT boasts a host of safety and security features that help ensure your perimeter is more than covered. Up front, the Personal Safety System™ and Front-Passenger Sensing System (FPSS) offer enhanced protection for the driver and front passenger in certain frontal collisions. Utilizing a network of smart sensors, the systems deploy the front airbags in just the right manner, at just the right time. In all 4 doors, side-impact door beams help enhance the safety of the driver and occupants in certain side-impact collisions. Even in the event of a complete coolant loss, Mark LT can be driven a short distance on reduced power. It may mean the difference between sitting on the shoulder of a busy road or sitting in your dealership service area. Which would you prefer?

SAFETY AND SECURITY – MARK LT STYLE







**POWER-ADJUSTABLE BRAKE AND ACCELERATOR PEDALS** With up to 3" of movement and a convenient memory feature for 2 different drivers, it's easy to move these available pedals where you'd like them.

**REVERSE SENSING SYSTEM** This available feature alerts you with a beeping tone if an object comes within 8' of the rear bumper when backing up, giving you time to stop.

**KEYLESS-ENTRY KEYPAD** For your convenience, you can unlock Mark LT without your key by entering your personalized code in the driver's door-mounted keyless-entry keypad. Other keypad functions include locking and unlocking all doors as well. For added security at night, it's illuminated for ease of use.

## Mark LT Mettle

- **300-HP 3-VALVE V-8 ENGINE**
- **FULLY BOXED FRAME**
- **4X2 AND 4X4 AVAILABILITY**
- **8900-LB. MAXIMUM TOWING CAPACITY\***
- **1620-LB. MAXIMUM PAYLOAD CAPACITY**
- **5.5' FULLY FUNCTIONAL CARGO BED**
- **4 FULL-SIZE DOORS**
- **4-WHEEL DISC BRAKES WITH ABS**
- **DOUBLE-WISHBONE FRONT SUSPENSION**
- **OUTBOARD-MOUNTED REAR SHOCKS**

\*When properly equipped.





## MARK LT

### Performance

Axle - 3.73 non-limited-slip

Battery Saver

Brakes - power 4-wheel disc with Anti-lock Brake System and Electronic Brake Force Distribution

Electronic Shift-On-the-Fly 4WD (4x4 only)

Engine - 5.4L SOHC 3-valve V-8

Shock Absorbers - heavy-duty, gas-pressurized

Stabilizer Bar - front

Steering - power rack-and-pinion

Suspension - front, long-spindle, double-wishbone coil-over-shock

Tires - P265/60R18 BSW AS (4x2)

- P275/65R18 BSW AT (4x4)

Transmission - electronic 4-speed automatic with overdrive and

Electronic Throttle Control

### Interior

Audio - Audiophile AM/FM stereo/6-disc in-dash CD changer with MP3 capability, subwoofer and speed-compensated volume

Climate Control - Electronic Automatic Temperature Control with duplicate steering-wheel-mounted controls

Coat Hooks

Cupholders - 2 each in 1st and 2nd rows

Door Handles - chromed with real-wood-trim upper-handle bezel and lower accent

Floor Mats - carpeted floor mats with Lincoln logo

Instrument Panel - real-wood-trim center-finish bezel

Map Pockets - rear of driver and front-passenger seats

Overhead Rail Storage System - includes large storage bin, rear dome light and map lights (not available with moonroof option)

Power Points - front and rear

Rearview Mirror - auto-dimming

Scuff Plates

Seats - Front: power, heated, leather-trimmed seats with driver and front-passenger manual lumbar/recline and driver's seat memory;

Rear: 60/40 split flip-up seat with folding armrest

Visors - with dual-illuminated mirrors

### Exterior

Bodyside Cladding - chromed with body-color wheel-lip moldings

Bumpers - front chrome with body-color upper fascia and lower valance; rear chrome step with wrap-over step pad

Cargo Bed - 5.5' bed, Styleside with bed light

Door Handles - body-color bezel with chromed strap and driver's-side keyless-entry keypad

Exhaust - stainless steel exhaust (main components) system with unique chrome exhaust tip

Fog Lamps

Glass - solar-tinted front with privacy glass rear

Grille - color-keyed grille surround with chromed Lincoln waterfall slats

Lamps - clear-lens quad-beam halogen headlamps with autolamp; uniquely styled taillamp lenses

Rear Window - fixed backlight with privacy glass and defroster

Sideview Mirrors - dual power, heated molded-in-color mirrors with chromed accent caps and turn-signal indicators

Tailgate - unique body-color cladding and unique reflectors with body-color handle bezel and chrome strap; includes key lock

and Tailgate Assist™

Wheels - 18" 7-spoke machined cast-aluminum

Wipers - interval

### Safety/Security

Autolock - doors lock automatically when driving

Belt-Minder® Safety Belt Reminder - driver and front-passenger

Brake/Shift Interlock

Cooling System - fail-safe

LATCH - 2nd-row lower anchors and tether anchors for child-safety seats

Personal Safety System™ for Driver and Front Passenger - with dual-stage airbags,<sup>1</sup> safety belt pretensioners, energy-management retractors, safety belt usage sensors, driver's-seat position sensor, crash severity sensor, front-passenger-seat occupant classification sensor and restraint control module

Remote Keyless-Entry System - with driver's-side keypad

Safety Belts - manual lap/shoulder belts with height adjusters and manual lap/shoulder belts for all rear positions

SecuriLock® Passive Anti-Theft System

### Instrumentation/Driver Control

Accessory Timed Delays - with theater-dimming lighting

HomeLink® Universal Transceiver<sup>2</sup> - located in driver's-side visor

Instrument Cluster - unique Lincoln cluster, fuel gauge, voltmeter, oil pressure, engine coolant temperature, speedometer, odometer and tachometer

Message Center - with trip computer; includes display center features plus distance-to-empty, trip elapsed time, average fuel economy, low oil pressure, check engine temperature, check charging system and fail-safe engine cooling mode

Outside Temperature and Compass Display

Speed Control - steering-wheel-mounted controls

Steering Wheel - leather-wrapped steering wheel with tilt; includes duplicate audio and climate controls

Windows - power front and rear windows with one-touch-down driver's-side feature

### AVAILABLE EQUIPMENT

Axle - 3.73 limited-slip

Bed Extender

Chromed Bed-Rail Bars

Class IV Trailer Tow Package - includes Class IV trailer hitch receiver, 7-pin wiring harness, heavy-duty 72-amp battery, upgraded radiator and auxiliary transmission oil cooler (required for towing over 5000 lbs.)

DVD Electrical Prep Package (not available with power moonroof or Rear-Seat DVD Entertainment System)

Moonroof<sup>3</sup> - power, includes mini-overhead console

Pedals - power-adjustable with memory

Rear-Seat DVD Entertainment System<sup>4</sup> - includes 2nd-row overhead DVD player with infrared remote, flip-down 7" color LCD screen and 2 sets of wireless headphones

Rear Window - power sliding with privacy glass

Reverse Sensing System - includes Class IV Trailer Tow Package

Running Boards - black

Skid Plates (4x4 only)

Wheels - 18" 8-spoke chrome-aluminum

<sup>1</sup>Always wear your safety belt and secure children in the rear seat. <sup>2</sup>HomeLink is a registered trademark of Johnson Controls. <sup>3</sup>Not available with Moonroof. <sup>4</sup>Not available with Moonroof.

Comparisons based on 2005 competitive models, publicly available information and Ford certification data at time of printing. Following the publication of this brochure, certain changes in standard equipment, options, prices and the like, or product delays may have occurred which would not be included in these pages. Your Lincoln Mercury Dealer is your best source for up-to-date information. Lincoln Mercury reserves the right to change product specifications at any time without incurring obligations. Options shown or described in this brochure are available at extra cost and may be offered only in combination with other options or subject to additional ordering requirements or limitations.



## DRIVETRAIN

Engine	5.4L SOHC 3-valve V-8
Horsepower	300 hp @ 5000 rpm
Torque	365 lb.-ft. @ 3750 rpm
Compression Ratio	9.8:1
Layout	Front engine, rear-wheel drive or available 4x4
Transmission	4-speed automatic with overdrive
Timing	Variable cam
Throttle	Electronic Throttle Control
Fuel Injection	Sequential multi-port electronic
Ignition	Coil-on-plug electronic
Exhaust	Stainless steel (major components) with chrome exhaust tip

## CHASSIS

Suspension	Front	Long-spindle, double-wishbone coil-over-shock
	Rear	Live axle with leaf springs
Shock Absorbers		Heavy-duty gas-pressurized
Steering		Power rack-and-pinion
Brakes		Power 4-wheel disc with Anti-lock Brake System and Electronic Brake Force Distribution
Wheels		18" aluminum
Tires		P265/60R18 all-season BSW (4x2)
		P275/65R18 all-terrain BSW (4x4)

## DIMENSIONS

Head Room	front/rear	40.1"/39.6"
Leg Room		41.3"/39.0"
Hip Room		63.8"/63.1"
Shoulder Room		65.8"/65.8"
Height	4x2/4x4	73.5"/76.0"
Length		223.8"
Width		78.9"
Wheelbase		138.5"
Angle of Approach (degrees)		21.5/26.0
Angle of Departure (degrees)		22.1/25.3
Ramp Breakover Angle (degrees)		17.7/21.2
Ground Clearance		8.2"/8.1"
Overhang (front/rear)		36.9"/48.4"
Track (front/rear)		67.0"/67.0"
Fuel Capacity		30 gallons
Cargo Bed Volume (cu. ft.)		55.5
Cargo Bed Length at Floor		67.0"
Cargo Bed Width at Wheelhouse		50.0"
Cargo Bed Maximum Width Inside Bed		65.2"

## MAXIMUM CAPACITIES

	Payload (lbs.)	Towing (lbs.)
4x2	1620	8900
4x4	1460	8600

## AXLES

	Non-Limited-Slip	Limited-Slip
Drivetrain	3.73	3.73
4x2	Standard	Optional
4x4	Standard	Optional

## TOWING EQUIPMENT

4-pin trailer tow connector and rear-bumper ball mount (standard)

Class IV Trailer Tow Package - includes Class IV trailer hitch receiver, 7-pin wiring harness, heavy-duty 72-amp battery, upgraded radiator and auxiliary transmission oil cooler; required for towing over 5000 lbs. (available)







New Ground in Functionality.



LINCOLN  
MARK LT