



2006

F-250/F-350 SUPER DUTY



RIDE WITH THE KING

The F-Series Super Duty rolls into 2006 as the undisputed leader in its class.* It boasts the highest payload and towing capacities of any full-size pickup; capacities achieved by skillfully combining awesome powerplants, muscular chassis and rugged suspensions. Yet this is one truck that doesn't ask you to sacrifice comfort and good looks for sheer brute strength. Our Regular Cab and SuperCab models deliver the most passenger room available in a full-size pickup. So trips to the job site are a relaxing proposition, and the brawny cut of Super Duty's exterior sheet metal and its trademark fat-bar grille make sure you won't arrive unnoticed. Fact is, driving a 2006 F-Series Super Duty means that you've stepped up to the royal standard in full-size pickups: Built Ford Tough. A standard that has made Ford F-Series the best-selling trucks for 28 straight years.

*Class is Full-size Pickups over 8500 lbs. GVWR.

CONTENTS

<u>ENGINES/SUSPENSION</u>	<u>2</u>	<u>LARIAT/CHROME PACKAGE & AMARILLO</u>	<u>5</u>
<u>BEST-IN-CLASS TOWING</u>	<u>3</u>	<u>XLT</u>	<u>6</u>
<u>KING RANCH</u>	<u>4</u>	<u>SPECIFICATIONS</u>	<u>7-10</u>



POWER STROKE
TURBO DIESEL V8

TORQSHIFT



SUPER POWER

To get loads moving and take them where the job demands, you want maximum twist at the drive wheels. So Ford Super Duty powertrains provide the right power, right when you need it. Choose from 3 potent engines: 2 Triton® gas models or the Power Stroke® diesel. Add a 6-speed manual or the mighty TorqShift™ 5-speed automatic transmission and bolt them to axles rated for the biggest loads in the class. Whether you're looking for a V8 or V10, stump-pulling diesel force or thunderous gas-fueled horsepower and torque, Ford Super Duty powertrains deliver the muscle to get the job done.


BEST-IN-CLASS BRAKING

4-Wheel Power Disc Anti-Lock Brake System – Big payload capacity demands big stopping power. To deliver best-in-class braking performance, front and rear rotors and calipers are huge, and the brake system master cylinders are sized to optimize brake pad grip. Yet for all its brawn, brake system operation is also smooth and quiet, with long-lasting front and rear brake pads.



MASTER-AT-ARMS

Largest Suspension Control Arms – An advanced Twin-Coil Monobeam front suspension in every 4x4 model uses the same huge control arms as the Ford F-550, adding muscle to support a heavy-duty front axle that's rated at 6000 lbs. This robust coil-spring suspension soaks up bumps and handles with authority, giving a noticeably smooth ride to our big 4x4s.





TOWCOMMAND

This fully integrated, factory-installed towing system is designed to help keep you in control of your Super Duty truck when towing. The available system starts with the first fully integrated trailer brake controller **A**. Then it integrates ABS braking performance **B**, the TorqShift™ automatic transmission with Tow/Haul Mode **C**, and telescoping trailer tow mirrors **D**. When activated, this system works invisibly to make your towing task seem effortless. Along with it comes the added peace of mind of knowing you have the most sophisticated, factory-installed towing system available.

INFORMED & IN CONTROL



Integrated Trailer Brake Controller (TBC) – Developed, tested and installed by Ford, this optional controller works with the Anti-lock Brake System to synchronize the truck and electric trailer brakes. It uses master cylinder pressure, vehicle speed and ABS operation to adjust trailer-brake performance for seamless response. The display indicates output and gain levels, trailer connection status, and has a disconnect alarm with message center warnings. The design eliminates wiring and mounting of aftermarket units. In short, it's the best-looking, best-functioning trailer brake controller available. And you can only get it on F-Series Super Duty.

MONSTER HITCH OPTIONS

15,000-lb.-Rated 2-1/2" Monster Hitch Receiver – The biggest, most-capable hitch in the class lives up to its name, ready to take on a monstrous 15,000-lb. trailer with up to a 1500-lb. tongue weight. It's available on F-350 DRW models with a 6.8L Triton® V10 or 6.0L Power Stroke® V8 Turbo Diesel, to tackle the big tows with confidence. It even comes with a 2" receiver adapter for loads of up to 12,500 lbs. Also available: a 12,500-lb.-rated hitch receiver on all SRW models, and DRW models with the 5.4L Triton V8.





BEST OF THE BREED

Take the legendary toughness built into every Super Duty, wrap it in classic Western style, and you've arrived at the top of the line: the King Ranch Crew Cab. Its spacious interior is trimmed in yards of rich Castaño leather. A long list of standard features includes duplicate steering wheel audio/climate controls and heated front seats. Outside, 18" painted-aluminum wheels (SRW) or 17" forged-aluminum wheels (DRW) gleam like spurs. Illuminated cab steps with diamond-plate inserts and telescoping tow mirrors with power/heated glass and integrated turn signals are handsome and practical. By any measure, the F-Series Super Duty King Ranch is a true thoroughbred.

IMPRESSIVE

Instrument Panel – Woodgrain-style accents please the eye. Electronic Automatic Temperature Control, duplicate steering wheel audio/climate controls and enhanced message center improve the driving experience. (Some features shown are optional.)



VERSATILE

FlexFold™ 60/40 Split Rear Seat – Choose this available bench when you need versatility. Nine different configurations offer a range of seating options, plus access to a steel cargo floor.





NEW 20" Forged Polished-Aluminum Wheel option gives your Super Duty an aggressive look. Each wheel is forged from a single block of aluminum on an 8,000-ton press.



LET IT SHINE

New for 2006 Lariat and XLT, the optional Chrome Package turns up the visual volume. Check out the chromed billet-style grille, bold tow hooks and 5" tubular step bars. The mirror caps and pickup box tie-downs flash in the light. And the gleaming exhaust tip makes sure you look just as good from the back as you do up front. Dress up your Super Duty with the seductive luster of chrome.



A FINE RIDE

Black leather trim adorns the steering wheel, captain's chairs and rear bench seat. Ebony, chrome and brushed-aluminum accents, plus "Amarillo" embroidery, complete the look.



SADDLE UP

Its Blazing Yellow paint job is just the beginning. F-Series Amarillo features a monochromatic body, including body-color door handles. Bright accents include chrome bumpers with fog lamps; plus chromed tow hooks, tubular step bars and exhaust tip. Outline-white-letter tires ride on 18" forged polished-aluminum wheels. This Super Duty is a whole lotta wow. You may have just arrived, but everybody saw you drive into town.



VERY IMPRESSIVE

Make a statement about your business with a truck that says good things about you: Ford Super Duty XLT. Outside, it's a great-looking pickup with standard chromed steel wheels, and chrome bumpers and grille appearance. Inside, it's smart and practical, with a long list of standard features like air conditioning, power windows and locks, cloth seat trim, speed control/tilt steering, and full carpeting with floor mats, all of which make XLT a comfortable place to do business. Want more? Order the XLT Sport Package (shown above right) with a body-color grille, mirror caps and bumpers; chrome step bars; plus interior touches like two-tone cloth seats and ebony trim. Your truck should be a reflection of your success. Think of Super Duty XLT as your calling card.

AUXILIARY OPERATIONS

Upfitter Switches – These available switches provide a convenient power source for winches, snowplows, auxiliary lighting and other accessories. They look great and are ready to work with your upfit. (Shown with optional trailer brake controller, sold separately.)



REPORTING FOR DUTY

Premium Cloth Interior – XLT's standard cloth interior is a durable and comfortable feature in a hardworking truck. The front outboard seats both have lumbar support. (Shown with available captain's chairs.)



A PLACE FOR EVERYTHING

Driver's Glove Compartment – This extra compartment provides plenty of storage within easy reach of the driver. Requires automatic transmission and, on 4x4 models, Electronic Shift-On-the-Fly.



STANDARD FEATURES

SAFETY/SECURITY

4-wheel power disc brakes with Anti-lock Brake System (ABS)
 Airbags* — Driver and right-front passenger
 Alert chimes — Headlamps-on, key-in-ignition and door ajar
 Belt-Minder® safety belt reminder
 BlockerBeam® — Front bumper underride protection system
 Brake/shift interlock (with automatic transmission)
 Child-safety seat top tether anchors (Regular Cab front passenger and all rear seating positions)
 Fuel pump inertia shutoff switch
 Height-adjustable safety belts — Front outboard (Regular Cab, XL SuperCab, Crew Cab)
 Locking tailgate
 Passenger airbag deactivation switch (Regular Cab, SuperCab)
 Safety belt energy-management retractors — Front outboard positions
 Side-intrusion door beams
 Spare tire/wheel lock

MECHANICAL

5.4L 3-valve SOHC Triton® V8 engine
 6-speed manual overdrive transmission
 100,000-mile tune-up interval** (gas engines)
 Battery saver
 Fail-safe engine cooling system (gas engines)
 Fuel tank — 29-gallon capacity with 6³/₄' box; 38-gallon capacity with 8' box
 Manual 4-wheel-drive system with manual locking hubs (4x4 models only)
 Power steering
 Quick-release tailgate
 Spare tire/wheel/jack — Conventional with underframe carrier (crank-down type)
 Stabilizer bar — Front and rear
 Stabilizer bar — Rear (DRW only)
 Stainless-steel exhaust system
 Steering damper
 Styleside bed — 6³/₄' and 8' SRW/DRW¹

INTERIOR

Assist and ride handles
 Coat hooks — 1 (Regular Cab); 2 in rear of cab (SuperCab and Crew Cab)
 Cupholders — 2 on instrument panel; 2 in rear with XLT/Lariat SuperCab and Crew Cab
 Dome light (front and rear with Crew Cab)
 Flip-open rear quarter windows (SuperCab)
 Message center with odometer, trip odometer, engine-hour meter and warning messages
 Power points — 2 on instrument panel (including lighter)
 Steering wheel — Black vinyl

EXTERIOR

Bumpers — Front and rear step
 Cargo box lamp — Integrated with center high-mounted stop lamp
 Cargo box — Partitionable and stackable
 Cargo box rail and tailgate top moldings
 Cargo box stake pockets
 Cargo tie-down hooks — 4 in cargo box
 Solar-tinted glass
 Tow hooks — 2 in front
 Trailer tow — 7-/4-pin connector and trailer brake wiring kit (in-cab, no controller)
 Windshield wipers — Intermittent

*Always wear your safety belt and always deactivate the passenger airbag when using a rear-facing child-safety seat with Regular Cab and SuperCab models. Always wear your safety belt and always secure children in the rear seat in Crew Cab models.

**Under normal driving conditions with routine fluid and filter changes.

¹DRW available on F-350 models only.

Comparisons based on 2005 competitive models, publicly available information and Ford certification data at time of publication. Some features discussed may be optional. Vehicles shown may contain optional equipment. Features shown may be offered only in combination with other options or subject to additional ordering requirements or limitations. Following publication, certain changes in standard equipment, options and the like, or product delays may have occurred which would not be included in these pages. Your Ford Dealer is the best source for up-to-date information. Ford Division reserves the right to change product specifications at any time without incurring obligations.

FEATURES & OPTIONS

			XL
			XLT
			LARIAT
			MECHANICAL
●	●	●	5.4L 3-valve SOHC Triton V8 engine (not available on DRW Crew Cab)
○	○	○	6.8L 3-valve SOHC Triton V10 engine (standard on DRW Crew Cab)
○	○	○	6.0L OHV 32-valve Power Stroke® V8 Turbo Diesel engine
○	○	○	TorqShift™ 5-speed automatic overdrive transmission
○	○	○	Electronic Shift-On-the-Fly (ESOF) 4-wheel-drive system with auto/manual locking hubs (4x4 models only)
●	—	—	17" argent-painted steel wheels — 5 (F-250/F-350 SRW)
●	●	—	17" argent-painted steel wheels — 7 (F-350 DRW)
—	●	—	17" chromed steel wheels — 4 (F-250)
—	○	—	17" forged polished-aluminum wheels — 4 (F-250)
—	○	●	17" forged polished-aluminum wheels — 4 (F-350 DRW)
○	—	●	17" premium forged polished-aluminum wheels — 4 (F-250)
○	—	—	18" argent-painted steel wheels — 4 (F-350 SRW)
—	—	●	18" premium forged polished-aluminum wheels — 4 (F-250/F-350 SRW)
—	●	—	18" chromed steel wheels — 4 (F-350 SRW)
—	○	—	18" forged polished-aluminum wheels — 4 (F-350 SRW)
—	—	○	20" forged polished-aluminum wheels (Crew Cab SRW 4x4 only)
—	○	●	Advanced Security Group — Includes autolamp, autolock, illuminated entry system, remote keyless-entry system with 2 key fobs and driver's door entry keypad
○	○	○	Alternator — Single, extra-heavy-duty 140-amp (diesel engine only)
○	○	○	Alternators — Dual, 260-amp total (diesel engine only)
○	○	○	Engine block heater (standard in 10 cold-weather states)
○	○	○	Higher-ratio rear axle
○	○	○	Limited-slip rear axle
●	●	●	Power TakeOff provision — Automatic transmission (included with manual transmission)
○	○	○	Reverse Vehicle Aid Sensor (n/a with pickup box delete)
○	○	○	Skid Plate Package — Transfer case and fuel tank (4x4 models only)
○	○	○	TowCommand integrated trailer brake controller (electric trailer brakes only)
○	○	○	Trailer hitch receiver — 12.5K Built Ford Tough (SRW/F-350 DRW 5.4L)
○	○	○	Trailer hitch receiver — 15K Built Ford Tough (F-350 DRW 6.8L/6.0L only)
			SEATING
●	—	—	Front reclining seat — HD vinyl (not available with Crew Cab)
●	—	—	Front reclining seat — HD cloth/vinyl weave (standard with Crew Cab)
○	—	—	Front reclining seat — HD cloth
○	●	●	Front seat — 40/20/40 split with armrest, cupholders and storage (XL — HD vinyl; XLT — Cloth; Lariat — Leather-trimmed)
○	—	—	Front bucket seats — HD vinyl
○	—	—	Front bucket seats — HD cloth/vinyl weave
○	—	—	Front bucket seats — HD cloth
—	○	○	Front captain's chairs with console (XLT — Cloth; Lariat — Leather-trimmed)
●	●	●	Rear fold-up bench seat (SuperCab)
●	—	—	Rear bench with folding seatback (Crew Cab)
—	●	●	Rear FlexFold™ 60/40 split fold-flat seat, steel loadfloor, bag hooks, dual integrated cupholders and tray, and 2 outboard head restraints (Crew Cab)
○	—	—	Rear seat delete (SuperCab only)
—	—	○	Heated seats — Driver and front passenger
—	●	●	Lumbar support — Driver and front passenger
—	○	●	Power 6-way driver's seat (and front-passenger seat on Crew Cab)
			INTERIOR
—	●	●	Accessory delay for power features
○	●	—	Air conditioning — Manual
—	—	●	Air conditioning — Electronic Automatic Temperature Control (EATC)
●	—	—	AM/FM stereo/digital clock
○	●	●	AM/FM stereo/single-CD player and digital clock
—	○	○	AM/FM stereo/single-CD/cassette player and digital clock
—	○	○	AM/FM stereo/6-disc in-dash CD changer and digital clock
○	—	—	Radio delete
●	●	●	Driver's glove compartment (requires auto. trans.; 4x4 requires ESOF)
—	—	●	Enhanced message center — Message center plus trip computer with compass, distance to empty, average fuel economy, autolamp configuration, status system check and language selection

● Standard ● Select Availability ○ Optional — Not Available

XL			
XLT			
LARIAT			
INTERIOR (continued)			
●	○	—	Floor covering — Black vinyl
—	●	●	Floor covering — Color-coordinated carpet
—	●	●	Floor mats — Color-coordinated carpet
—	○	○	Floor mats — Black all-weather
●	●	—	Instrument cluster — Black with black gauges
—	—	●	Instrument cluster — Bronze-faced with cream gauges
●	●	—	Mirror — Day/night rearview
—	—	●	Mirror — Auto-dimming rearview
—	—	●	Overhead console — Includes sunglasses storage and garage door opener storage (SuperCab and Crew Cab only)
—	○	○	Power-adjustable brake and accelerator pedals (with automatic transmission only)
—	●	●	Power door locks
—	●	●	Power windows with one-touch-down driver's-side feature
○	●	●	Speed control/tilt steering wheel
—	—	●	Steering wheel — Black leather-wrapped with duplicate audio/climate controls
●	●	●	Storage tray — Behind seat (Regular Cab and XLT/Lariat Crew Cab)
○	○	○	Upfitter switches (4) — Located on instrument panel
●	●	—	Visors with passenger mirror
—	—	●	Visors with illuminated driver and front-passenger mirrors
—	—	●	Woodgrain-style instrument panel accents
EXTERIOR			
—	○	○	Bodyside moldings — Body-color (SRW only)
●	—	—	Bumpers — Argent-painted
●	●	●	Bumpers — Chrome ^{††}
○	○	●	Cab steps — Black molded
—	○	○	Cab steps — Chromed tubular
—	○	●	Fog lamps
●	—	—	Grille — Black
—	●	●	Grille — Bright insert with chromed surround
●	—	—	Headlamps — Sealed-beam halogen
●	●	●	Headlamps — Dual-beam jewel-effect ^{††}
●	●	●	Lamp — Underhood engine compartment ^{††}
●	—	—	Mirrors — Manual sideview
—	●	●	Mirrors — Power sideview
○	—	—	Mirrors — Manual glass, manual-telescoping trailer tow with 2-way fold
○	○	○	Mirrors — Power/heated glass with integrated clearance lights, turn signals, manual-telescoping trailer tow with 2-way fold (XL Fleet only)
—	○	○	Moonroof — Power-slide (Crew Cab only; requires Advanced Security Group on XLT)
○	○	—	Pickup box delete (requires 8' box, n/a with 6.8L engine)
—	○	●	Privacy glass (rear doors and rear window; XLT requires sliding rear window)
○	○	○	Roof clearance lights (standard on DRW)
○	○	●	Sliding rear window — Manual
—	—	○	Sliding rear window — Power (SuperCab and Crew Cab only)
—	○	—	Two-tone paint — Bodyside and lower accent
—	—	○	Two-tone paint — Lower accent

● Standard ● Select Availability ○ Optional — Not Available

^{††}Available as part of the XL Décor Group.

XL			
XLT			
LARIAT			
PACKAGES			
○	○	○	10,000-lb. GVWR Package (F-350 SRW)
—	—	●	Amarillo Package — Includes unique Blazing Yellow exterior paint, unique chrome front and rear bumpers and tow hooks, body-color door handles, body-color wheel-lip moldings, chromed mirror caps, unique Amarillo 4x4 bed decals, unique brushed-aluminum door-trim panels, 5" chrome tubular step bars, chrome exhaust tip, Electronic Automatic Temperature Control, front captain's chairs with unique black leather trim and Amarillo logo, rear bench seat, leather-wrapped front floor console lid, unique ebony accents (carpet/scuff plates, cowl trim), unique instrument panel inserts, unique instrument cluster with chrome accents, 18" forged polished-aluminum wheels, and LT275/70R18E all-terrain OWL tires (optional 20" forged polished-aluminum wheels, LT275/65R20E all-terrain OWL tires [spare is LT275/70R18E all-terrain BSW], all-weather floor mats, Reverse Vehicle Aid Sensor, roof marker/clearance lights, power-sliding rear window, heated seats, and power-slide moonroof)
○	○	○	Camper Package — Includes 2-up front springs (4x2 — 300-lb. upgrade) or 1-up front springs (4x4 — 400-lb. upgrade) above the computer-selected spring as a consequence of options chosen, not included if maximum springs have been computer-selected as standard equipment; rear stabilizer bar (SRW); slide-in-camper certification; auxiliary rear springs where not standard
—	●	●	Chrome Package — Includes unique all-chrome billet-style grille, chrome exhaust tip, chrome tow hooks, unique chromed mirror caps, chrome pickup box tie-down hooks, and 5" chrome tubular step bars (SuperCab and Crew Cab only; requires trailer tow mirrors)
○	○	○	FX4 Off-Road Package — Includes transfer case and fuel tank skid plates; specifically tuned front and rear shocks; and FX4 Off-Road decals
○	○	○	Heavy-Service Suspension Package — Includes 1-up front spring (4x2 — 150-lb. upgrade; 4x4 — 400-lb. upgrade) above the computer-selected spring as a consequence of options chosen; not included if maximum springs have been computer-selected as standard equipment; auxiliary rear springs where not standard
—	—	●	King Ranch — Includes Arizona Beige lower-accent two-tone paint; unique color-keyed exterior door handles; Arizona Beige exterior accents; unique King Ranch fender and tailgate badges; lighted cab steps with diamond-plate inserts (Arizona Beige); body-color manual-telescoping trailer tow mirrors with power/heated glass and integrated clearance lights and turn signals; unique 18" King Ranch painted-aluminum wheels (SRW); 17" forged-aluminum wheels and wheel-center caps with King Ranch brand (DRW); front and rear floor mats with King Ranch brand; heated seats (driver and front-passenger); King Ranch brand on instrument panel; front and rear consoles with Castaño leather-covered lid/armrests; full-grained leather-wrapped steering wheel with duplicate audio/climate controls; Castaño leather-trimmed quad captain's chairs
○	○	○	Snow Plow Prep Package — Front springs/GAWR upgrade (5200 or 5600 lbs. with gas engine; 6000 lbs. with diesel engine); auxiliary rear springs where not standard; 140-amp. alternator and unique fan clutch with diesel engine (4x4 only)
○	○	○	Stabilizer Package — Includes heavy-service front springs and rear stabilizer bar (available on SRW; n/a with Heavy-Service Suspension Package)
●	●	●	TowBoss Package — Includes 4.30 limited-slip rear axle, increased GCWR to 26,000 lbs. (F-350 DRW only; requires 6.0L diesel engine, automatic transmission, and TowCommand System)
○	○	○	TowCommand System (requires TorqShift™ automatic transmission) — Includes TowCommand integrated trailer brake controller, manual-telescoping trailer tow mirrors with manual glass (XL) or manual-telescoping trailer tow mirrors with power/heated glass and integrated clearance lights and turn signals (XLT and Lariat)
○	—	—	XL Décor Group — Includes chrome bumpers; dual-beam jewel-effect headlamps; bright chromed hub covers and center ornaments (SRW only); underhood engine-compartment lamp
—	●	—	XLT Sport Package — Includes monochromatic exterior colors; body-color grille and bumpers; body-color door handles; body-color mirror caps; bodyside moldings; privacy glass; sliding rear window; fog lamps; chrome tubular step bars; chrome exhaust tip; black box top and tailgate molding; unique 40/20/40 split two-tone cloth seats (ebony/charcoal); ebony carpet; unique front and rear black all-weather throw-in rubber floor mats; unique black leather-wrapped steering wheel; unique ebony interior accents; unique door-trim panels with ebony armrest and power-switch bezels and platinum upper appliqué (SuperCab rear door-trim panels include ebony armrest/ashtray only); unique ebony B- and C-pillar moldings (Crew Cab only)

MAXIMUM PAYLOAD/TOWING*



REGULAR CAB: MAX. PAYLOAD
F-350 SRW — Up to 4400 lbs.
F-350 DRW — Up to 5800 lbs.



SUPERCAB: MAX. PAYLOAD
F-350 SRW — Up to 4400 lbs.
F-350 DRW — Up to 5800 lbs.



CREW CAB: MAX. PAYLOAD
F-350 SRW — Up to 4400 lbs.
F-350 DRW — Up to 5800 lbs.



REGULAR CAB: MAX. CONVENTIONAL/MAX. 5TH-WHEEL TOWING
F-250/F-350 SRW — Up to 12,500/17,000 lbs.**
F-350 DRW — Up to 15,000/19,200 lbs.



SUPERCAB: MAX. CONVENTIONAL/MAX. 5TH-WHEEL TOWING
F-250/F-350 SRW — Up to 12,500/16,700 lbs.
F-350 DRW — Up to 15,000/18,800 lbs.



CREW CAB: MAX. CONVENTIONAL/MAX. 5TH-WHEEL TOWING
F-250/F-350 SRW — Up to 12,500/16,500 lbs.
F-350 DRW — Up to 15,000/18,600 lbs.

ENGINES

	5.4L 3-VALVE TRITON® V8 SOHC	6.8L 3-VALVE TRITON V10 SOHC	6.0L POWER STROKE® V8 TURBO DIESEL OHV (32-Valve)
Type			
Fuel injection	Sequential Electronic	Sequential Electronic	Direct Electro-Hydraulic w/ Generation 2 fuel injection
Engine control system	Electronic	Electronic	Electronic
Induction system	Specially tuned	Specially tuned	Electronic Variable Response Turbocharger (EVRT™), intercooler
Battery	12-volt; 650-cca/72-amp	12-volt; 650-cca/72-amp	Dual 12-volt; 750-cca/78-amp
Alternator	115-amp	115-amp	110-amp (Single 140-amp or dual combined 260-amp opt.)
Cooling system	Pressurized series flow	Pressurized series flow	Pressurized series flow
Cylinders	8	10	8
Cylinder-head material	Aluminum	Aluminum	Cast iron
Block material	Cast iron	Cast iron	Cast iron
Valve operation	Hydraulic roller	Hydraulic roller	Push rod/rocker arms
Camshaft drive	Variable cam timing	Silent chain	Gear
Bore	3.55"	3.55"	3.74"
Stroke	4.16"	4.16"	4.13"
Compression ratio	9.8:1	9.2:1	18.0:1
Horsepower (hp @ rpm)	300 @ 5000	362 @ 4750	325 @ 3300
Torque (lb.-ft. @ rpm)	365 @ 3750	457 @ 3250	570 @ 2000
Recommended fuel	Unleaded	Unleaded	Diesel

WHEELS



17" Argent-Painted Steel Wheel



18" Argent-Painted Steel Wheel



18" Chromed Steel Wheel



17" Chromed Steel Wheel



17" Forged Polished-Aluminum Wheel



18" Forged Polished-Aluminum Wheel



17" Premium Forged Polished-Aluminum Wheel



18" Premium Forged Polished-Aluminum Wheel



18" King Ranch Painted-Aluminum Wheel



20" Forged Polished-Aluminum Wheel



17" Argent-Painted Steel Wheel (DRW)



17" Forged Polished-Aluminum Wheel (DRW)

*When properly equipped, may require optional equipment. The combined weight of the vehicle (including passengers, cargo and added equipment) must not exceed the GVWR or the loaded trailer and vehicle must not exceed the GCWR. See RV and Trailer Towing Guide for requirements, restrictions and 5th-wheel towing. **F-350 SRW only.

TAN INTERIOR

MEDIUM FLINT INTERIOR

XL/XLT

- ● Oxford White
- ● Arizona Beige Metallic
- ● Red
- ● Dark Toreador Red Metallic
- ● Dark Green Satin Metallic
- ● Medium Wedgewood Blue Metallic
- ● True Blue Metallic
- ● Silver Metallic
- ● Dark Shadow Grey Metallic
- ● Dark Stone Metallic
- ● Black

XL/XLT (DRW Crew Cab 6³/₄' box)

- ● Oxford White
- ● Black

XLT PREMIUM TWO-TONE

- Oxford White/Arizona Beige Metallic
- Oxford White/Silver Metallic
- Dark Toreador Red Metallic/Arizona Beige Metallic
- Dark Toreador Red Metallic/Silver Metallic
- Dark Green Satin Metallic/Arizona Beige Metallic*
- Dark Green Satin Metallic/Silver Metallic*
- Medium Wedgewood Blue Metallic/Arizona Beige Metallic
- Medium Wedgewood Blue Metallic/Silver Metallic
- True Blue Metallic/Arizona Beige Metallic
- True Blue Metallic/Silver Metallic
- Black/Arizona Beige Metallic
- Black/Silver Metallic

LARIAT

- ● Oxford White
- ● Arizona Beige Metallic
- ● Red
- ● Dark Toreador Red Metallic
- ● Dark Green Satin Metallic
- ● Medium Wedgewood Blue Metallic
- ● True Blue Metallic
- ● Silver Metallic
- ● Dark Shadow Grey Metallic
- ● Dark Stone Metallic
- ● Black

LARIAT (DRW Crew Cab 6³/₄' box)

- ● Oxford White
- ● Black


LARIAT TWO-TONE

- Oxford White/Arizona Beige Metallic
- Oxford White/Silver Metallic
- Arizona Beige Metallic/Black
- Dark Toreador Red Metallic/Arizona Beige Metallic
- Dark Toreador Red Metallic/Silver Metallic
- Dark Green Satin Metallic/Arizona Beige Metallic*
- Dark Green Satin Metallic/Silver Metallic*
- Medium Wedgewood Blue Metallic/Arizona Beige Metallic
- Medium Wedgewood Blue Metallic/Silver Metallic
- True Blue Metallic/Arizona Beige Metallic
- True Blue Metallic/Silver Metallic
- Dark Shadow Grey Metallic/Black
- Dark Stone Metallic/Arizona Beige Metallic
- Black/Arizona Beige Metallic
- Black/Silver Metallic


KING RANCH PACKAGE**

- Oxford White/Arizona Beige Metallic
- Dark Green Satin Metallic/Arizona Beige Metallic
- Dark Copper Metallic/Arizona Beige Metallic
- True Blue Metallic/Arizona Beige Metallic*
- Black/Arizona Beige Metallic*

EXTERIOR COLORS



Oxford White



Arizona Beige Metallic



Red



Dark Toreador Red Metallic



Dark Green Satin Metallic



Medium Wedgewood Blue Metallic



True Blue Metallic



Silver Metallic



Dark Shadow Grey Metallic



Dark Stone Metallic



Black



Dark Copper Metallic



Blazing Yellow

Ford uses clearcoat paint for beauty and protection. Colors shown are representative only. Not all colors are available on all models. See your dealer for actual paint/trim options.

DARK FLINT INTERIOR

BLACK INTERIOR

XLT SPORT PACKAGE

- ● Oxford White
- ● Red
- ● True Blue Metallic
- ● Dark Shadow Grey Metallic
- ● Black

AMARILLO PACKAGE*

- Blazing Yellow*



Ford Motor Company
Insurance Services

Choose the insurance program that's designed for your vehicle — Ford Motor Company Insurance Services. Our program helps you receive the rates and service you deserve. Call 1-877-367-3847, or visit us at www.fordvip.com for a no-obligation quote. Insurance offered by American Road Services Company (in CA, American Road Insurance Agency), a licensed agency and subsidiary of Ford Motor Company.



Get the ride you want. Whether you plan to lease or finance, you'll find the choices that are right for you at Ford Credit. Ask your Ford Dealer for details or check us out at www.fordcredit.com.



For a purchase or lease, the Ford **Extended Service Plan (ESP)** gives you "Peace-of-Mind" protection designed to cover key vehicle components and protect you from the cost of unexpected repairs. Ask your dealer for an ESP backed by Ford Motor Company and honored at all Ford dealerships.



Designed for your vehicle by the company that built your vehicle, Genuine Ford Accessories provides many choices, professional dealer installation, and strong warranty protection. Discover the quality difference of Genuine Ford Accessories. See dealer for limited warranty details.

*New for 2006. **Castano leather-trimmed seats.

New-Vehicle Limited Warranty

We want your Ford Super Duty ownership experience to be the best it can be. So under this warranty, your new vehicle comes with 3-year/36,000-mile Bumper-to-Bumper Coverage, 5-year/50,000-mile Safety Restraint Coverage, and 5-year/unlimited-mile Corrosion (Perforation) Coverage — all with no deductible. Please ask your Ford Dealer for a copy of this limited warranty.